








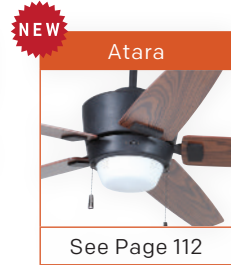
Craftmade

Craftmade







CEILING FANS

Est. 1985





Visual Index



Visual Index

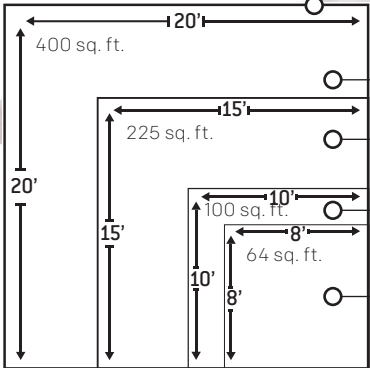


Visual Index



HOW TO ORDER GUIDE

Step 1: Determine Room Size
Measure the length and width of the room and compare to the below chart.



- 56", 60", 68", 70" or two 52" Fans
- 52" or 54" Fans
- 42" or 44" Fans
- 29" Fans

Pro Builder 202 Series

Aged Bronze Textured Pro Builder 202 Series with 52" Contractor Plus Series Walnut Blades and Bowl Light Kit | Model . . . C202AG
Blade . . . BCD52P-WB6
Light . . . Included

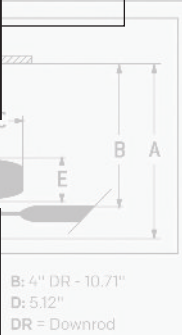
Ad est gloriatur eloquentiam reprehendunt, te dolor tantas nam. Mutat audiam delenit ad eam, delenit scaevola luptatum mea ad. Nec ne sensibus vulputate, nostrud legimus mea ea, latine copiosae ut vix. Per ex quod ornatus senserit, ne has oratio expetendis, quo aequae meliore senserit id. Cu sea dico utamur, ius erant omittantur signiferumque ad, cibo evertitur no vis. Sea enim consetetur ea, ex laoreet apeirian intellegat ius.

FEATURES
3 Speed Reversible Motor
4" Downrod (Included)
Limited Lifetime Warranty
Blades Sold Separately
Amber Frost Bowl Light Kit Included (2-13W CFL Bulbs Included)
Universal Remote Control (Optional)

SPECS
Blade Size
Number of Blades
Blade Pitch
Motor Size (inches)
AMPS (Hi Speed) <1
Shipping Wt. (lbs.) 13.42
C.U.F.T. (Cubic Feet per Minute)
Airflow (Cubic Feet per Minute)
Watts (per hour)
Airflow (CFM per Watt)

Step 2: Select a Model
Browse the catalog and get inspired.

Step 3: Choose your Finish
You can choose from a wide selection in almost any Fan Model.



"Compare; 49" to 60" ceiling fans have airflow efficiencies ranging from approximately 51 to 176 cubic feet per minute per watt at high speed."

A

Step 4: Choose your Fan Blades

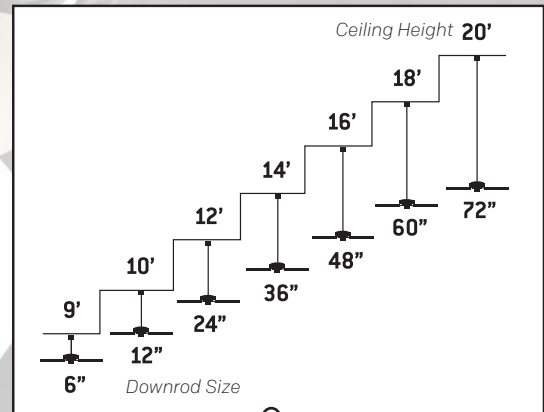
Choose from a wide selection of styles and finishes to customize your look.

Step 5: Add an Optional Light Kit

You have the flexibility to create the exact look you're after.

Step 6: Choose your Downrod Length

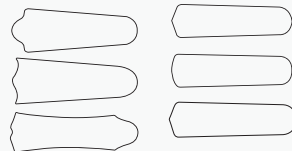
Step 6: Choose your Mounting System
Choose from a selection of Downrod finishes and lengths to match your fan. Use a coupler for taller ceilings or to set the fan at your desired height. Look for Hugger/Flushmount or Tri-Mount System fans for low ceiling applications.

**Available Finishes**

- ABZ** Aged Bronze Brushed
- AG** Aged Bronze Textured
- OB** Oiled Bronze

Blade Options

- Type 1 Blades (see pages 194-197)
- Type 2 Blades (see pages 198-202)

**Light Kit Options**

- Bowl Light Kits (see pages 212-216)
- Complete Light Kits (see pages 216-217)
- Customize Your Own (see pages 218-222)

**Step 7: Place your Order**





Order through one of our many showrooms and have your custom ceiling fan in a matter of days.

Contents

Traditional	2 - 45
Transitional	44 - 79
Casual	80 - 97
Modern	98 - 149
Outdoor	150 - 191
Youth	192- 198
Contractor	199 - 231
Accessories	232 - 275
Appendix	276 - 282

CEILING FAN HANGING OPTIONS

Slope Range = 20°

Tri-Mount (3 Mounting Options)		Close-mount, Angled/Vaulted Ceiling, Normal Ceiling
Dual Mount (2 Mounting Options)		Normal Ceiling/ Vaulted Ceiling
Downrod Mount (1 Mounting Option)		Normal Ceiling
Flushmount (1 Option)		Normal Ceiling

ICONS



Craftmade





Featured Fan: Evangeline, Pages 20-21

Traditional

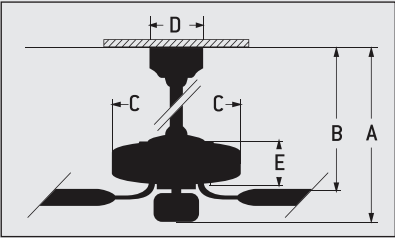
American Tradition	38	Piccolo	44
Cordova	30	Presidential II	32
Cortana	12	Rutgers	34
CXL	40	Saratoga	10
Evangeline	20	Sentry	42
Fredericksburg	28	Seville España	26
Mia	6	Toscana	4
Monaghan	18	Wellington XL	14
Monroe	8	Woodward	24
Olivier	22	Yorktown	36
Ophelia	16		



Toscana

Peruvian Toscana with 54" Premier Hand-Scraped Walnut Blades | Model . . . **T052PR**
Blade . . . **B554P-WAL**
Light . . . **Not Shown**

The thoughtful scrollwork details of the Toscana ceiling fan will add Old-World appeal and traditional style to your home. Select from two exquisite finishes – Athenian Obol with Amber Frost integrated lighted body housing or Peruvian finish with Antique Scavo integrated lighted body housing. Whether you choose blades that make this fan 44", 52", 54" or 56" in diameter, each fan comes readied with a powerful 3-speed reversible motor and a decorative downrod accessory. See the coordinating lighting family at www.jeremiahcompany.com.

FEATURES	SPECS	CEILING DROP DIMENSIONS
Heavy-Duty, 3-Speed Reversible Motor	Blade Sweep Option. 44", 52", 54", 56"	
6" and 12" Downrods (Included)	Number of Blades 5	
Limited Lifetime Warranty	Blade Pitch 14°	
Blades Sold Separately	Motor Size (MM) 188 x 15	
Integrated Lighted Body Glass (Amber Frost - AO / Antique Scavo - PR) (4-7W C7 Nightlight Bulbs Included)	AMPS (HI Speed) <1	
Light Kit Adaptable (Optional)	Shipping Wt. (lbs.) 39.24	
Remote and Wall Controls Available (Optional)	CU. FT. in Carton 3.25	A: 6" DR - 18.25" A: 12" DR - 24.25" C: 17.25" E: 5.25"
Decorative Downrod Accessory Included	Airflow* (Cubic Feet Per Minute) 5,098	
	Watts (HI Speed) 66	
	Airflow Efficiency* (CFM Per Watt) 78	B: 6" DR - 12.0" B: 12" DR - 18.0" D: 6.0" DR = Downrod

*Compare: 49" to 60" ceiling fans have airflow efficiencies ranging from approximately 51 to 176 cubic feet per minute per watt at high speed.



A Athenian Obol Toscana with 56"
Custom Carved Classic Walnut/
Vintage Madera Blades and Light Kit

Model . . . **TO52AO**
Blade . . . **B556C-SB8**
Light . . . **LK50CFL-AO**

B Peruvian Toscana with 54"
Premier Hand-Scraped
Cherry Blades

Model-Finish **TO52PR**
Blade-Finish **B554P-CH9**
Light-Finish **Not Shown**

C Peruvian Toscana with 56"
Custom Carved Chamberlain
Walnut Blades and Light Kit

Model-Finish **TO52PR**
Blade-Finish **B556C-CH10**
Light-Finish **LK50CFL-PR**

D Peruvian Toscana with 54"
Premier Hand-Scraped Teak
Blades and Light Kit


Model-Finish **TO52PR**
Blade-Finish **B554P-TK7**
Light-Finish **LK38CFL-PR**

AVAILABLE FINISHES

AO	Athenian Obol
PR	Peruvian

BLADE OPTIONS

Type 1 Blades (See Pages 234-239)	Type 2 Blades (See Pages 240-244)
--------------------------------------	--------------------------------------



LIGHT KIT OPTIONS

Bowl Light Kits (See Pages 254-261)	Complete Light Kits (See Pages 262-264)	Customize Your Own (See Pages 264-268)
----------------------------------------	--------------------------------------------	-------------------------------------------



RELATED PRODUCTS

See Jeremiah Catalog for More Information



FAN CONTROLS

Remote/Wall Control Adaptable
TO-ICS2-(Finish)
See Page 273



Mia

Oiled Bronze Gilded Mia with 56" Custom Carved Classic Ebony Blades and White Frost Bowl Light Kit

Model . . . **MI520BG**
Blade . . . **B556C-SB4**
Light . . . **Included**

Like a beautiful Italian opera, the Mia collection will bring tears to your eyes. Striking Tea Stained glass is the perfect pairing for our Aged Bronze/Vintage Madera finish. Exquisite rope-edge detailing decorates each creating a luxurious study in texture. Plus, with a variety of sizes and options to choose from, Mia will have you saying, "La Bella Vita!"

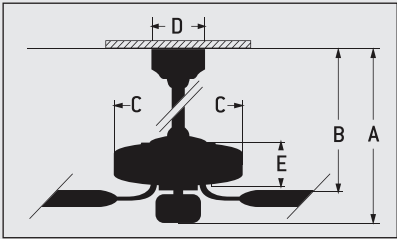
FEATURES

- Heavy-Duty, 3-Speed Reversible Motor
- 3" and 6" Downrods (Included)
- Limited Lifetime Warranty
- Blades Sold Separately
- Formed Bowl Light Kit (Included) (Optional)
May Be Installed With or Without Light Kit
(2-13W CFL Bulbs Included)
- Remote and Wall Controls Available (Optional)
- AGVM Finish Uses AG (Aged Bronze) Accessories
- AWD Finish Uses AW (Antique White) Accessories
- OBG Finish Uses OB (Oiled Bronze) Accessories
- AO Finish Uses AO (Athenian Obol) Accessories

SPECS

- Blade Sweep Option. 44", 52", 54" 56"
- Number of Blades 5
- Blade Pitch 14°
- Motor Size (MM) 188 x 15
- AMPS (HI Speed) <1
- Shipping Wt. (lbs.) 23.37
- CU. FT. in Carton 2
- Airflow*
(Cubic Feet Per Minute) 5,656
- Watts (HI Speed) 72
- Airflow Efficiency*
(CFM Per Watt) 78

CEILING DROP DIMENSIONS



- A: 3" DR w/ LK - 19.75"
- A: 6" DR w/ LK - 22.0"
- A: 3" DR w/o LK - 13.5"
- A: 6" DR w/o LK - 15.75"
- D: 5.125"
- B: 3" DR - 10.75"
- B: 6" DR - 13.0"
- C: 12.5"
- E: 4.5"
- DR = Downrod

*Compare: 49" to 60" ceiling fans have airflow efficiencies ranging from approximately 51 to 176 cubic feet per minute per watt at high speed.



Blades Sold Separately



A Pewter Mia shown with 52" Standard Reversible Dark Coffee (Shown)/Dark Oak Blades and Alabaster Bowl Light Kit

Model-Finish **MI52PT**
Blade-Finish **B552S-MIA**
Light-Finish **Included (Optional)**

B Aged Bronze/Vintage Madera Mia with 52" Standard Reversible Dark Coffee/Dark Oak (Shown) Blades and Tea Stained Bowl Light Kit

Model-Finish **MI52AGVM**
Blade-Finish **B552S-MIA**
Light-Finish **Included (Optional)**

C Antique White Distressed Mia with 52" Standard Antique White Blades

Model-Finish **MI52AWD**
Blade-Finish **B552S-AW**
Light-Finish **Not Shown**

D Athenian Obol Mia with 56" Custom Carved Classic Ebony Blades and White Frost Bowl Light Kit

Model-Finish . . **MI52AO**
Blade-Finish. . . **B556C-SB4**
Light-Finish . . . **Included**

AVAILABLE FINISHES

AGVM	Aged Bronze/Vintage Madera
AO	Athenian Obol
AWD	Antique White Distressed
OBG	Oiled Bronze Gilded
PT	Pewter

BLADE OPTIONS

Type 1 Blades (See Pages 234-239)



Type 2 Blades (See Pages 240-244)




LIGHT KIT OPTIONS

Included (Optional)

RELATED PRODUCTS

See Jeremiah Catalog for More Information



FAN CONTROLS

Remote/Wall Control Adaptable
MI-ICS-(Finish)
See Page 273



Monroe

Tarnished Silver Monroe with 56" Custom Carved Ophelia Walnut/Vintage Madera Blades | Model . . . **MNR52TS**
Blade . . . **B556C-OA8**
Light . . . **Not Shown**

A modern recreation of the elegant ceiling fans that graced fine homes and luxury hotels in the 1890s, Monroe is a stunning choice in formal settings.

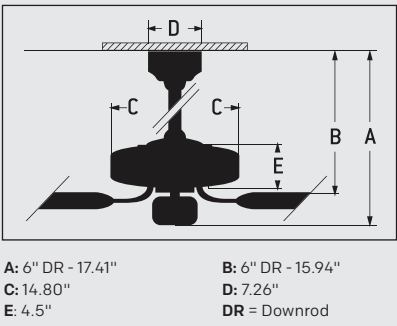
FEATURES

- Energy Saving, 2nd Generation, 6 Speed Reversible DC Motor
- 6" Downrod (Included)
- Limited Lifetime Warranty
- 2 or 4 Blade Option Using Blade Skirts Included
- Blades Sold Separately in Sets of Five, Whether you Only Use Two or Not
- Light Kit Adaptable (Optional)
- DC Remote and Wall Controls (Included)
- Tarnished Silver uses Chrome Accessories

SPECS

- Blade Sweep Option. 54", 56", 70"
- Number of Blades 2 or 4
- Blade Pitch 14°
- Motor Size (MM) 165 x 25
- AMPS (HI Speed) <1
- Shipping Wt. (lbs.) 10.24
- CU. FT. in Carton 2.10
- Airflow* (Cubic Feet Per Minute) 6,892
- Watts (HI Speed) 31
- Airflow Efficiency* (CFM Per Watt) 225

CEILING DROP DIMENSIONS



*Compare: 49" to 60" ceiling fans have airflow efficiencies ranging from approximately 51 to 176 cubic feet per minute per watt at high speed.



A | Oiled Bronze Gilded Monroe with 56" Custom Carved Classic Ebony Blades

Model-Finish . . . **MNR52OBG**
 Blade-Finish. . . **B556C-SB4**
 Light-Finish . . . **Not Shown**

B | Tarnished Silver Monroe with 70" Premier Hand-Scraped Walnut Blades


Model-Finish . . . **MNR52TS**
 Blade-Finish. . . **B570P-WAL**
 Light-Finish . . . **Not Shown**

AVAILABLE FINISHES

- OBG** Oiled Bronze Gilded
- TS** Tarnished Silver

BLADE OPTIONS

- Type 1 Blades** (See Pages 234-239)
- Type 4 Blades** (See Pages 247-248)



LIGHT KIT OPTIONS

- Bowl Light Kits** (See Pages 254-261)
- Complete Light Kits** (See Pages 262-264)
- Customize Your Own** (See Pages 264-268)



RELATED PRODUCTS

Available **MNRLK-TS** Light Kit.
 See Page 257 for More Information



FAN CONTROLS

DC Remote Control (Included)



DC Wall Control (Included)





Saratoga

Chrome Saratoga with 56" Custom Carved Seville Walnut Blades and Integrated Light Kit | Model . . . **SAR52CH**
Blade . . . **B556C-SE1**
Light . . . **Included**

Delicate geometric filigrees in a glistening chrome finish add a perfect touch of deco glamour to Saratoga. The classic profile has a sleeker, more contemporary look with smooth, flowing lines beautifully accented by intricate decorative edging.

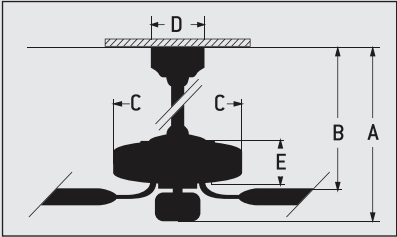
FEATURES

- Heavy Duty, 3 Speed Reversible Motor
- 8" Downrod (Included)
- Limited Lifetime Warranty
- Blades Sold Separately
- Light Kit Included (Optional)
- Integrated Uplight (6-25W Candelabra Bulbs included)
- Remote and Wall Controls (Included)

SPECS

- Blade Sweep Option. 52", 54", 56"
- Number of Blades 5
- Blade Pitch 14°
- Motor Size (MM) 188 x 15
- AMPS (HI Speed) <1
- Shipping Wt. (lbs.) 39.84
- CU. FT. in Carton 4.38
- Airflow* (Cubic Feet Per Minute) 5,940
- Watts (HI Speed) 73
- Airflow Efficiency* (CFM Per Watt) 82

CEILING DROP DIMENSIONS



A: 8" DR - 25.5"
C: TBD
E: 6.93"
B: 8" DR - 16.5"
D: TBD
DR = Downrod

*Compare: 49" to 60" ceiling fans have airflow efficiencies ranging from approximately 51 to 176 cubic feet per minute per watt at high speed.



Blades Sold Separately



A Chrome Saratoga with 54" Custom Carved Constantina Walnut Blades and Light Kit

Model-Finish . . . **SAR52CH**
 Blade-Finish. . . **B554C-CT10**
 Light-Finish . . . **Included**

B Chrome Saratoga with 56" Custom Carved Ophelia Walnut/Vintage Madera Blades and Light Kit

Model-Finish . . . **SAR52CH**
 Blade-Finish. . . **B556C-OA8**
 Light-Finish . . . **Included**

C Chrome Saratoga with 56" Custom Carved Classic Walnut/Vintage Madera Blades and Light Kit

Model-Finish . . . **SAR52CH**
 Blade-Finish. . . **B556C-SB8**
 Light-Finish . . . **Included**

D Chrome Saratoga with 54" Premier Hand-Scraped Walnut Blades and Light Kit

Model-Finish . . . **SAR52CH**
 Blade-Finish. . . **B554P-WAL**
 Light-Finish . . . **Included**

AVAILABLE FINISHES

CH Chrome

BLADE OPTIONS

Type 1 Blades
 (See Pages 234-239)



LIGHT KIT OPTIONS

Integrated

FAN CONTROLS

ICS Remote Control (Included)



ICS Wall Control (Included)

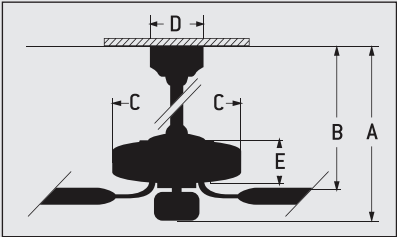




Cortana

Peruvian Cortana with 54" Premier Hand-Scraped Teak Blades (Smooth Side Shown) | Model . . . **CR52PR**
Blade . . . **B554P-TK7**
Light . . . **Not Shown**

Add a piece of history to your home. Replicating the antique crystal chandeliers of yesterday, the Cortana collection is rich with life. Peruvian Bronze is juxtaposed with stunning antique crystal trim that shimmers in the light. The Energy Efficient 2nd Generation DC Motor gives you the ability to choose blades from 52" to 56" in a variety of styles. Blades sold separately. Customize with a variety of blades that are sold separately.

FEATURES	SPECS	CEILING DROP DIMENSIONS
Energy Saving, 2nd Generation, 6 Speed Reversible DC Motor	Blade Sweep Option. 52", 54", 56"	
16" Downrod (Included)	Number of Blades 5	
Limited Lifetime Warranty	Blade Pitch 14°	
Blades Sold Separately	Motor Size (MM) 125 x 30	
Integrated Uplight (3-50W JD Halogen Bulbs Included)	AMPS (HI Speed) <1	
Light Kit Adaptable with CRLK-PR Only (Optional)	Shipping Wt. (lbs.) 32.48	A: 16" DR - 27" C: 24.3" E: 7.5"
DC Remote and Wall Controls (Included)	CU. FT. in Carton 4.63	
	Airflow* (Cubic Feet Per Minute) 5,977	
	Watts (HI Speed) 30	B: 16" DR - 22.25" D: 5.0"
	Airflow Efficiency* (CFM Per Watt) 199	DR = Downrod

*Compare: 36" to 48" ceiling fans have airflow efficiencies ranging from approximately 71 to 86 cubic feet per minute per watt at high speed.

*Compare: 49" to 60" ceiling fans have airflow efficiencies ranging from approximately 51 to 176 cubic feet per minute per watt at high speed.

Blades Sold Separately





A Athenian Obol Cortana with 56" Custom Carved Chamberlain Walnut Blades
Model-Finish . . . **CR52AO**
Blade-Finish. . . **B556C-CH10**
Light-Finish . . . **Not Shown**

B Peruvian Cortana with 56" Custom Carved Wellington Walnut Blades
Model-Finish **CR52PR**
Blade-Finish **B556C-W10**
Light-Finish **Not Shown**

C Peruvian Cortana with 54" Premier Hand-Scraped Walnut Blades and Light Kit
Model-Finish **CR52PR**
Blade-Finish **B554P-WAL**
Light-Finish **CRLK-PR**

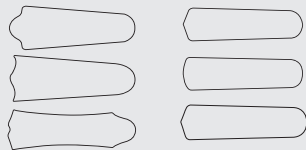
D Peruvian Cortana with 54" Premier Custom Carved Constantina Walnut Blades
Model-Finish **CR52PR**
Blade-Finish **B554C-CT10**
Light-Finish **Not Shown**

AVAILABLE FINISHES

- AO** Athenian Obol
- PR** Peruvian

BLADE OPTIONS

- Type 1 Blades**
(See Pages 234-239)
- Type 2 Blades**
(See Pages 240-244)



LIGHT KIT OPTIONS

Optional CRLK-PR Light Kit (2-50W JD Halogen Bulbs)

RELATED PRODUCTS

See Jeremiah Catalog for More Information



FAN CONTROLS

DC Remote Control (Included)



DC Wall Control (Included)





Wellington XL

Tarnished Silver Wellington XL with 56" Custom Carved Seville Walnut Blades and Bowl Light Kit | Model . . . **WXL52TS**
Blade . . . **B556C-SE1**
Light . . . **WKLLK-TS-LED**

The scrollwork, up lighting and decorative flourishes on the supremely elegant Wellington XL are beautifully restrained, creating a formal look that is ornate but never overstated.

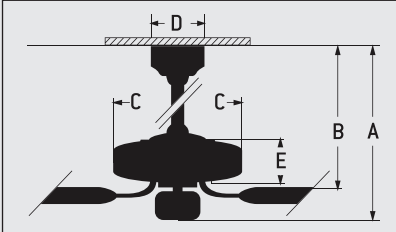
FEATURES

- 3-Speed Reversible Motor
- 6" Downrod (Included)
- Limited Lifetime Warranty
- Blades Sold Separately
- Indirect Uplight (4-15W Candelabra Bulbs Included)
- Light Kit Adaptable (Optional)
- Remote and Wall Controls (Included)
- French White (FW) Finish uses Antique White (AW) Accessories

SPECS

- Blade Sweep Option. 44", 52", 54", 56"
- Number of Blades 5
- Blade Pitch 13°
- Motor Size (MM) 188 x 20
- AMPS (HI Speed) <1
- Shipping Wt. (lbs.) 16.2
- CU. FT. in Carton 2.25
- Airflow* (Cubic Feet Per Minute) 5,342
- Watts (HI Speed) 74.2
- Airflow Efficiency* (CFM Per Watt) 72

CEILING DROP DIMENSIONS



A: 6" DR - 19.59" B: 6" DR - 17.44
C: 15.31" D: 6.97"
E: 14.72" DR = Downrod

*Compare: 36" to 48" ceiling fans have airflow efficiencies ranging from approximately 71 to 86 cubic feet per minute per watt at high speed.

*Compare: 49" to 60" ceiling fans have airflow efficiencies ranging from approximately 51 to 176 cubic feet per minute per watt at high speed.



Blades Sold Separately

A



B



A French White Wellington XL with 54" Premier Antique White Distressed Blades

Model-Finish . . **WXL52FW**
 Blade-Finish. . . **B554PD-AW**
 Light-Finish . . . **Not Shown**

B Aged Bronze Textured Wellington XL with 56" Custom Carved Seville Walnut Blades

Model-Finish . . **WXL52AG**
 Blade-Finish. . . **B556C-SE1**
 Light-Finish . . . **Not Shown**

AVAILABLE FINISHES

- AG** Aged Bronze Textured
- FW** French White
- TS** Tarnished Silver

BLADE OPTIONS

- | | |
|-----------------------------------------------------|-----------------------------------------------------|
| <p>Type 1 Blades
(See Pages 234-239)</p> | <p>Type 2 Blades
(See Pages 240-244)</p> |
|-----------------------------------------------------|-----------------------------------------------------|

LIGHT KIT OPTIONS

- | | | |
|-------------------------------------------------------|-----------------------------------------------------------|----------------------------------------------------------|
| <p>Bowl Light Kits
(See Pages 254-261)</p> | <p>Complete Light Kits
(See Pages 262-264)</p> | <p>Customize Your Own
(See Pages 264-268)</p> |
|-------------------------------------------------------|-----------------------------------------------------------|----------------------------------------------------------|

FAN CONTROLS

TCS Remote Control (Included)



TCS Wall Control (Included)





Ophelia

Aged Bronze/Vintage Madera Ophelia with 54" Premier Hand-Scraped Teak Blades and Light Kit | Model-Finish . . . **OA52AGVM**
Blade-Finish. . . **B554P-TK7**
Light-Finish . . . **LK49CFL-AG**

Adorn your interior with the elegant and intricate Ophelia ceiling fan. Accented with vine and scroll accents amidst detailed edging and more, this traditional stunner comes in your choice of Aged Bronze/Vintage Madera or Antique White Distressed finishes. The Ophelia can be customized with multiple blade and light kit options. Blade options include Custom-carved, Premier Wood, and Traditional Solid Wood.

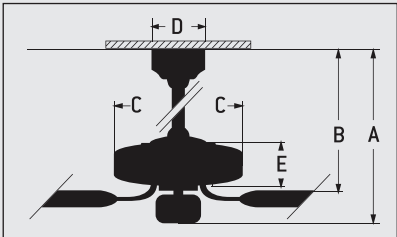
FEATURES

- Heavy-Duty, 3-Speed Reversible Motor
- 3" and 6" Downrods (Included)
- Limited Lifetime Warranty
- Blades Sold Separately
- Light Kit Adaptable (Optional)
- Remote and Wall Controls Available (Optional)
- AGVM Finish Uses AG (Aged Bronze) Accessories
- AWD Finish Uses AW (Antique White) Accessories

SPECS

- Blade Sweep Option. 44", 52" 54" 56"
- Number of Blades 5
- Blade Pitch 14°
- Motor Size (MM) 188 x 15
- AMPS (HI Speed) <1
- Shipping Wt. (lbs.) 22.0
- CU. FT. in Carton 2.39
- Airflow* (Cubic Feet Per Minute) 5,098
- Watts (HI Speed) 66
- Airflow Efficiency* (CFM Per Watt) 78

CEILING DROP DIMENSIONS



- A: 3" DR - 14.0"
- A: 6" DR - 17.0"
- C: 14.0"
- E: 5.5"
- B: 3" DR - 8.0"
- B: 6" DR - 11.0"
- D: 6.25"
- DR = Downrod

*Compare: 36" to 48" ceiling fans have airflow efficiencies ranging from approximately 71 to 86 cubic feet per minute per watt at high speed.

*Compare: 49" to 60" ceiling fans have airflow efficiencies ranging from approximately 51 to 176 cubic feet per minute per watt at high speed.



A Antique White Distressed Ophelia with 54" Premier Antique White Blades and Light Kit

Model . . . **OA52AWD**
 Blade . . . **B554P-AW**
 Light . . . **LK49CFL-AW**

B Aged Bronze/Vintage Madera Ophelia with 54" Premier Hand-Scraped Teak Blades with Light Kit

Model-Finish **OA52AGVM**
 Blade-Finish **B554P-TK7**
 Light-Finish **LK405CFL-AG**

C Aged Bronze/Vintage Madera Ophelia with 56" Custom Carved Ophelia Walnut/Vintage Madera Blades

Model . . . **OA52AGVM**
 Blade . . . **B556C-OA8**
 Light . . . **Not Shown**

D Antique White Distressed Ophelia with 54" Premier Hand-Scraped Walnut Blades

Model-Finish . . **OA52AWD**
 Blade-Finish . . **B554P-WAL**
 Light-Finish . . **Not Shown**

AVAILABLE FINISHES

AGVM Aged Bronze/Vintage Madera
AWD Antique White Distressed

BLADE OPTIONS

Type 1 Blades
 (See Pages 234-239)

Type 2 Blades
 (See Pages 240-244)

LIGHT KIT OPTIONS

Bowl Light Kits
 (See Pages 254-261)

Complete Light Kits
 (See Pages 262-264)

Customize Your Own
 (See Pages 264-268)



FAN CONTROLS

Remote/Wall Control Adaptable
OA-ICS2-(Finish)
 See Page 273



Monaghan

Athenian Obol Monaghan with
56" Custom Carved Chamberlain
Walnut/Vintage Madera Blades

Model-Finish . . . **MGN52AO**
Blade-Finish . . . **B556C-CH8**
Light-Finish . . . **Not Shown**

From the intricate twists and turns of the beautifully crafted blade arms to the delicate metalwork on the motor housing, Monaghan captures the look and feel of Old World artistry and craftsmanship down to the smallest detail.

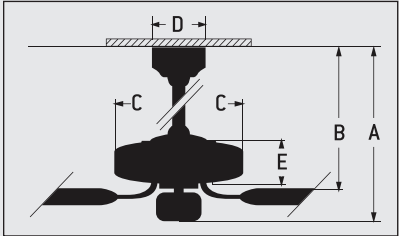
FEATURES

- Heavy Duty, 3-Speed Reversible Motor
- 6" Downrod (Included)
- Limited Lifetime Warranty
- Blades Sold Separately
- Light Kit Adaptable (Optional)
- Remote and Wall Controls Available (Optional)
- Tarnished Silver Finish uses Chrome Accessories

SPECS

- Blade Sweep Option. 52", 54", 56"
- Number of Blades. 5
- Blade Pitch. 13°
- Motor Size (MM) 188 x 25
- AMPS (Hi Speed) <1
- Shipping Wt. (lbs.) 23.89
- CU. FT. in Carton 2.0
- Airflow*
(Cubic Feet Per Minute) 6,011
- Watts (Hi Speed) 73
- Airflow Efficiency*
(CFM Per Watt) 83

CEILING DROP DIMENSIONS



A: 6" DR - 15.74" B: 6" DR - 13.58"
C: 12.83" D: 7.64"
E: 5.98" DR = Downrod

*Compare: 36" to 48" ceiling fans have airflow efficiencies ranging from approximately 71 to 86 cubic feet per minute per watt at high speed.

*Compare: 49" to 60" ceiling fans have airflow efficiencies ranging from approximately 51 to 176 cubic feet per minute per watt at high speed.



Blades Sold Separately



A Oiled Bronze Gilded Monaghan with 54" Custom Carved Constantina Mahogany Blades

Model-Finish . . . **MGN52OBG**
 Blade-Finish . . . **B554C-CT5**
 Light-Finish . . . **Not Shown**

B Tarnished Silver Monaghan with 54" Premier Hand-Scraped Walnut Blades

Model-Finish . . . **MGN52TS**
 Blade-Finish . . . **B554P-WAL**
 Light-Finish . . . **Not Shown**







C Athenian Obol Monaghan with 52" Standard Custom Wood Walnut Blades

Model . . . **MGN52AO**
 Blade . . . **B552S-WB6**
 Light . . . **Not Shown**

AVAILABLE FINISHES

- AO** Athenian Obol
- OBG** Oiled Bronze Gilded
- TS** Tarnished Silver

BLADE OPTIONS

- | | |
|-------------------------------------------------------------------------------------------------------------------------------------------------------------------------------------------------------------------------------------------------------------------|-------------------------------------------------------------------------------------------------------------------------------------------------------------------------------------------------------------------------------------------------------------------|
| Type 1 Blades
(See Pages 234-239) | Type 2 Blades
(See Pages 240-244) |
| 

 | 

 |

LIGHT KIT OPTIONS

- Bowl Light Kits**
 (See Pages 254-261)



FAN CONTROLS

Remote Control Adaptable
 UCI-2000-2
 See Page 274

Wall Control Adaptable
 UCI-2000-2
 See Page 274

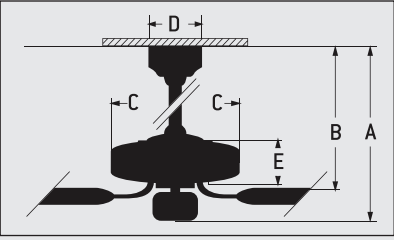


Evangeline

Peruvian Bronze Evangeline with 54" Premier Hand-Scraped Walnut Blades and Integrated Bowl Light Kit

Model . . . **EVA54PR**
Blade . . . **B554P-WAL**
Light . . . **Integrated**

Timeless and boldly original, the Evangeline delivers beauty from its light fixture housing glowing warmly behind intricate scrollwork.

FEATURES	SPECS	CEILING DROP DIMENSIONS
Energy Saving, 2nd Generation, 6 Speed Reversible DC Motor	Blade Sweep Option. 44", 52", 54", 56"	
6" Downrod (Included)	Number of Blades. 5	
Limited Lifetime Warranty	Blade Pitch. 13°	
Blades Sold Separately	Motor Size (MM) 125 x 30	
Integrated Light Kit with Amber Frosted Glass (3-40W Candelabra Bulbs Included)	AMPS (HI Speed) <1	
DC Remote and Wall Controls (Included)	Shipping Wt. (lbs.) 11.82	
Suitable for Damp Locations	CU. FT. in Carton 2.33	
	Airflow* (Cubic Feet Per Minute) 5,248	A: 6" DR - 16.89"
	Watts (HI Speed) 31	B: 6" DR - 8.26"
	Airflow Efficiency* (CFM Per Watt) 168	C: 12.99"
		D: 6.02"
		E: 12.65"
		DR = Downrod

*Compare: 49" to 60" ceiling fans have airflow efficiencies ranging from approximately 51 to 176 cubic feet per minute per watt at high speed.












A Peruvian Bronze Evangeline with 56" Custom Carved Wellington Walnut Blades and Light Kit

Model-Finish . . . **EVA54PR**
Blade-Finish. . . **B556C-W10**
Light-Finish . . . **Integrated**

B Peruvian Bronze Evangeline with 56" Custom Carved Seville Walnut Blades and Light Kit

Model-Finish **EVA54PR**
Blade-Finish **B556C-SE1**
Light-Finish **Integrated**

AVAILABLE FINISHES		BLADE OPTIONS			LIGHT KIT OPTIONS	
PR	Peruvian Bronze	Type 1 Blades (See Pages 234-239)	Type 2 Blades (See Pages 240-244)	Type 3 Blades (See Pages 245-246)	Integrated	
						
						
						
RELATED PRODUCTS			FAN CONTROLS			
See Jeremiah Catalog for More Information			See Exteriors Catalog for More Information			
			DC Remote Control (Included)			DC Wall Control (Included)





Olivier

Aged Bronze Textured Olivier with 70" Premier Hand-Scraped Walnut Blades | Model . . . **OV70AG**
Blade . . . **B570P-WAL**
Light . . . **Integrated**

Rich Aged Bronze Textured scrollwork encapsulates the glowing amber-tinted hammered glass lantern of the damp-rated Olivier ceiling fan. Select your own custom blades with our wide variety of both indoor and outdoor choices. You can even pick your own size – 54", 56" or 70" diameters. And if that's not enough, you'll enjoy the energy saving 6-speed reversible DC motor with included wall and remote controls and a Limited Lifetime Warranty. See the coordinating Olivier Lantern Series at www.craftmadebrands.com.

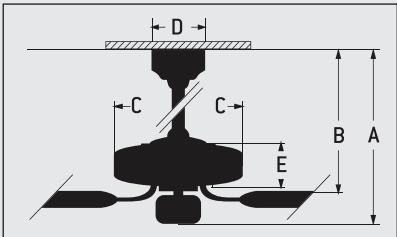
FEATURES

- Energy Saving, 2nd Generation, 6 Speed Reversible DC Motor
- 4" and 6" Downrods (Included)
- Lifetime Limited Warranty
- Blades Sold Separately
- Integrated Tinted Hammered Glass Light Kit (3-60W Candelabra Bulbs Included)
- DC Remote and Wall Control (Included)
- Suitable for Damp Locations

SPECS

- Blade Sweep Option. 54", 56", 70"
- Number of Blades 5
- Blade Pitch 14°
- Motor Size (MM) 165 x 25
- AMPS (HI Speed) <1
- Shipping Wt. (lbs.) 33.0
- CU. FT. in Carton 4.2
- Airflow (Cubic Feet Per Minute) 5,248
- Watts (HI Speed) 31
- Airflow Efficiency (CFM Per Watt) 168

CEILING DROP DIMENSIONS



- A: 4" DR - 25.0"
- A: 6" DR" - 27.0"
- C: 14.0"
- E: 21.0"
- B: 4" DR - 11.0"
- B: 6" DR - 13.0"
- D: 6.0"
- DR = Downrod

*Compare: 49" to 60" ceiling fans have airflow efficiencies ranging from approximately 51 to 176 cubic feet per minute per watt at high speed.












A	Aged Bronze Textured Olivier with 70" Epic Dark Oak Blades		B	Aged Bronze Textured Olivier with 70" Custom Carved Scalloped Walnut Blades		C	Aged Bronze Textured Olivier with 54" Premier Distressed Oak Blades		D	Aged Bronze Textured Olivier with 56" Custom Carved Chamberlain Walnut Blades	
	Model-Finish	OV70AG		Model-Finish	OV70AG		Model-Finish	OV70AG		Model-Finish	OV70AG
	Blade-Finish	B570E-DO4		Blade-Finish	B570C-1		Blade-Finish	B554PD-OAK		Blade-Finish	B556C-CH10
	Light-Finish	Integrated		Light-Finish	Integrated		Light-Finish	Integrated		Light-Finish	Integrated

AVAILABLE FINISHES

AG Aged Bronze Textured

BLADE OPTIONS

Type 1 Blades (See Pages 234-239)	Type 3 Blades (See Pages 239-240)	Type 4 Blades (See Pages 241-242)
  	  	  

LIGHT KIT OPTIONS

Integrated

RELATED PRODUCTS

See Exteriors Catalog for More Information



FAN CONTROLS

DC Remote Control
(Included)



DC Wall Control
(Included)

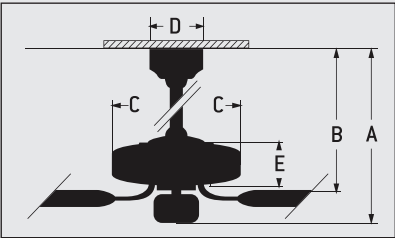




Woodward

Dark Coffee/Vintage Madera | Model . . . **WD52DCVM**
Woodward with 54" Premier | Blade . . . **B554P-WAL**
Hand-Scraped Walnut Blades | Light . . . **Not Shown**

Richly finished, with beautiful details and extraordinary craftsmanship, the Woodward is a classically-styled ceiling fan that commands attention through quiet elegance.

FEATURES	SPECS	CEILING DROP DIMENSIONS
Heavy-Duty, 3-Speed Reversible Motor	Blade Sweep Option. 44", 52", 54", 56"	
3" and 6" Downrods (Included)	Number of Blades 5	
Limited Lifetime Warranty	Blade Pitch 14°	
Blades Sold Separately	Motor Size (MM) 188 x 15	
Light Kit Adaptable (Optional)	AMPS (HI Speed) 0.7	
Remote and Wall Controls Available (Optional)	Shipping Wt. (lbs.) 26.01	<p>A: 3" DR - 14.75" A: 6" DR - 17.75" C: 13.0" E: 6.0"</p> <p>B: 3" DR - 9.5" B: 6" DR - 12.5" D: 6.125" DR = Downrod</p>
DCVM Finish Uses DC (Dark Coffee) Accessories	CU. FT. in Carton 2.07	
	Airflow* (Cubic Feet Per Minute) 5,098	
	Watts (HI Speed) 66	
	Airflow Efficiency* (CFM Per Watt) 78	

*Compare: 36" to 48" ceiling fans have airflow efficiencies ranging from approximately 71 to 86 cubic feet per minute per watt at high speed.

*Compare: 49" to 60" ceiling fans have airflow efficiencies ranging from approximately 51 to 176 cubic feet per minute per watt at high speed.



A Mocha Bronze Silver Woodward with 54" Premier Hand-Scraped Walnut Blades

Model-Finish **WD52MBS**
 Blade-Finish **B554P-WAL**
 Light-Finish **Not Shown**

B Dark Coffee/Vintage Madera Woodward with 54" Custom Carved Woodward Walnut Blades and Light Kit






Model-Finish **WD52DCVM**
 Blade-Finish **B554C-WD8**
 Light-Finish **LK47CFL-DCVM**

C Dark Coffee/Vintage Madera Woodward with 52" Plus Series Washed Walnut Birch Blades and Light Kit

Model-Finish **WD52DCVM**
 Blade-Finish **B552P-WWB**
 Light-Finish **LK47CFL-DCVM**

D Dark Coffee/Vintage Madera Woodward with 56" Custom Carved Woodward Oak/Walnut Blades

Model-Finish **WD52DCVM**
 Blade-Finish **B556C-WD2**
 Light-Finish **Not Shown**

AVAILABLE FINISHES		BLADE OPTIONS		LIGHT KIT OPTIONS		
DCVM	Dark Coffee/Vintage Madera	Type 1 Blades (See Pages 234-239)	Type 2 Blades (See Pages 240-244)	Bowl Light Kits (See Pages 254-261)	Complete Light Kits (See Pages 262-264)	Customize Your Own (See Pages 264-268)
MBS	Mocha Bronze Silver	 				

FAN CONTROLS

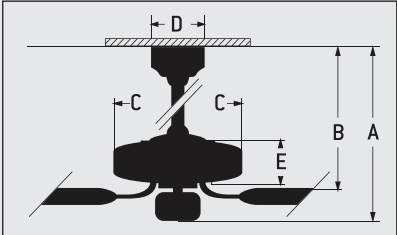
Remote/Wall Control Adaptable
WD-ICS2-(Finish)
 See Page 273



Seville España

Spanish Bronze Seville España | Model-Finish . . **SE68SPZ**
with 56" Custom Carved Classic | Blade-Finish . . **B556C-SB4**
Ebony Blades | Light-Finish . . **Not Shown**

Fall in love with Seville España 56" to 68" ceiling fan. Cast in rich Spanish Bronze, this traditional ceiling fan warms with an integrated uplight and casual styling. The heavy-duty 3-speed reversible motor is disguised in masterfully-crafted hammered housing. The Seville España can be customized with multiple blade and light kit options. Blade options are: 1) custom-carved or traditional solid wood and tropic isle blades, or 2) damp-rated traditional solid wood or composite . Blades are sold separately The Intelligent remote, wall controls, and Limited Lifetime Warranty are included. It's a love affair. It's Seville España. See the coordinating lighting series at www.jeremiahcompany.com.

FEATURES	SPECS	CEILING DROP DIMENSIONS
Heavy-Duty, 3-Speed Reversible Motor	Blade Sweep Option. 54", 56", 68", 70"	
8" Downrod (Included)	Number of Blades..... 5	
Limited Lifetime Warranty	Blade Pitch..... 13.5°	
Blades Sold Separately	Motor Size (MM) 212 x 28	
Integrated Uplight (4 x 15W Candelabra Bulbs Included)	AMPS (HI Speed) <1	
Light Kit Adaptable (Optional)	Shipping Wt. (lbs.)..... 32.57	A: 8" DR -18.0" C: 14.0" E: 4.5"
TCS Remote and Wall Controls (Included)	CU. FT. in Carton 2.73	
	Airflow* (Cubic Feet Per Minute) 5,754	
	Watts (HI Speed) 77	B: 8" DR -13.75" D: 5.84" DR = Downrod
	Airflow Efficiency* (CFM Per Watt) 75	

*Compare: 36" to 48" ceiling fans have airflow efficiencies ranging from approximately 71 to 86 cubic feet per minute per watt at high speed.

*Compare: 49" to 60" ceiling fans have airflow efficiencies ranging from approximately 51 to 176 cubic feet per minute per watt at high speed.



Blades Sold Separately






A Spanish Bronze Seville España with 54" Premier Blackwood Blades

Model . . . **SE68SPZ**
Blade . . . **B554P-BW**
Light . . . **Not Shown**

B Spanish Bronze Seville España with 68" Seville Walnut Blades

Model . . . **SE68SPZ**
Blade . . . **B568C-SE1**
Light . . . **Not Shown**

AVAILABLE FINISHES		BLADE OPTIONS		LIGHT KIT OPTIONS		
SPZ Spanish Bronze		Type 1 Blades (See Pages 234-239)	Type 4 Blades (See Pages 247-248)	Bowl Light Kits (See Pages 254-261)	Complete Light Kits (See Pages 262-264)	Customize Your Own (See Pages 264-268)
						
RELATED PRODUCTS		FAN CONTROLS				
See Jeremiah Catalog for More Information		Bowl Light Kit (See Page 254)		ICS Remote Control (Included)		
						
				ICS Wall Control (Included)		
						



Fredericksburg

Tarnished Silver Fredericksburg with 60" Fredericksburg Dark Walnut Blades and Integrated Clear Seeded Glass Light Kit

Model . . . **FB60TS5**
Blade . . . **Included**
Light . . . **Integrated**

Americana elegance meets modern sensibility with the classic 60" Fredericksburg ceiling fan. At 60" in diameter this Traditional fan is simply eye-catching. Finished in a beautiful Oiled Bronze Gilded or our rich Tarnished Silver with Walnut blades, the Fredericksburg sets itself apart with an integrated, clear-seeded glass light and candelabra bulbs. Cool your home indoors or out with the hard-working, damp-rated, 3-speed reversible motor. See the coordinating Fredericksburg outdoor lantern series at www.craftmadebrands.com.

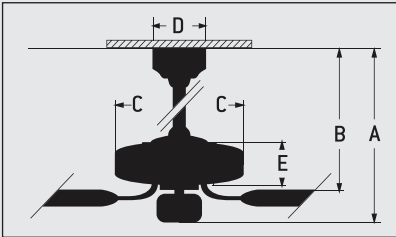
FEATURES

- Heavy-Duty, 3-Speed Reversible Motor
- 4" and 6" Downrods (Included)
- Limited Lifetime Warranty
- Custom Fredericksburg Blades (Included)
- Integrated Clear Seeded Glass Light Kit (3-60W Candelabra Bulbs Included)
- Remote Control (Included)
- Wall Control Available (Optional)
- Oiled Bronze Gilded Suitable for Damp Locations. Tarnished Silver Cannot be Used in Damp Location

SPECS

- Blade Sweep Option. 60"
- Number of Blades 5
- Blade Pitch 14°
- Motor Size (MM) 188 x 22
- AMPS (HI Speed) <1
- Shipping Wt. (lbs.) 37.08
- CU. FT. in Carton 3.75
- Airflow* (Cubic Feet Per Minute) 4,396
- Watts (HI Speed) 61
- Airflow Efficiency* (CFM Per Watt) 72

CEILING DROP DIMENSIONS



- A: 4" DR - 26.4"
- A: 6" DR - 28.4"
- C: 13.3"
- E: 22.0"
- B: 4" DR - 9.2"
- B: 6" DR - 11.2"
- D: 6.0"
- DR = Downrod

*Compare: 49" to 60" ceiling fans have airflow efficiencies ranging from approximately 51 to 176 cubic feet per minute per watt at high speed.

A



A | Oiled Bronze Gilded Fredericksburg with 60" Fredericksburg Walnut Blades and Integrated Clear Seeded Glass Light Kit
Model . . . **FB60OBG5**
Blade . . . **Included**
Light . . . **Integrated**

AVAILABLE FINISHES

- OBG** | Oiled Bronze Gilded
- TS** | Tarnished Silver

BLADE OPTIONS

Included **Type 1 Blades (Optional)**
(See Pages 234-239)



LIGHT KIT OPTIONS

Integrated

RELATED PRODUCTS

See Exteriors Catalog for More Information



FAN CONTROLS

ICS Remote Control (Included) **ICS Wall Control (Included)**





Cordova

Aged Bronze Textured Cordova with 54" Custom Carved Constantina Walnut Blades | Model . . . **CV52AG**
Blade . . . **B554C-CT10**
Light . . . **Not Shown**

The Cordova with its traditional European styling, would feel right at home in a luxurious boutique hotel. The intricately detailed metal-work has the feel of Old World craftsmanship.

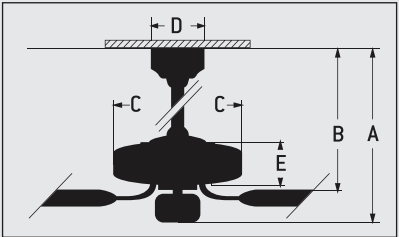
FEATURES

- Heavy-Duty, 3-Speed Reversible Motor
- 3" and 6" Downrods (Included)
- Limited Lifetime Warranty
- Blades Sold Separately
- Light Kit Adaptable (Optional)
- Remote and Wall Controls Available (Optional)

SPECS

- Blade Sweep Option. 44", 52", 54", 56"
- Number of Blades 5
- Blade Pitch 14°
- Motor Size (MM) 188 x 15
- AMPS (HI Speed) <1
- Shipping Wt. (lbs.) 19
- CU. FT. in Carton 1.94
- Airflow* (Cubic Feet Per Minute) 5,842
- Watts (HI Speed) 78
- Airflow Efficiency* (CFM Per Watt) 75

CEILING DROP DIMENSIONS



- A: 3" DR - 13.5"
- A: 6" DR - 16.5"
- C: 13.0"
- E: 4.75"
- B: 3" DR - 10.0"
- B: 6" DR - 13.0"
- D: 5.125"
- DR = Downrod

*Compare: 49" to 60" ceiling fans have airflow efficiencies ranging from approximately 51 to 176 cubic feet per minute per watt at high speed.



Blades Sold Separately

A



B



A Aged Bronze Textured Cordova with 54" Custom Carved Constantina Pecan Blades

Model-Finish . . . **CV52AG**
Blade-Finish. . . **B554C-CT1**
Light-Finish . . . **Not Shown**

B Antique White Cordova with 52" Standard Antique White Blades

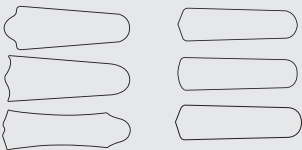
Model-Finish . . . **CV52AW**
Blade-Finish. . . **B552S-AW**
Light-Finish . . . **Not Shown**

AVAILABLE FINISHES

- AG** Aged Bronze Textured
- AW** Antique White

BLADE OPTIONS

- Type 1 Blades**
(See Pages 234-239)
- Type 2 Blades**
(See Pages 240-244)



LIGHT KIT OPTIONS

- Bowl Light Kits**
(See Pages 254-261)
- Complete Light Kits**
(See Pages 262-264)
- Customize Your Own**
(See Pages 264-268)



RELATED PRODUCTS

See Jeremiah Catalog for More Information



FAN CONTROLS

Remote/Wall Control Adaptable
CV-ICS-(Finish)
See Page 273



Presidential II

Oiled Bronze Presidential II with 54" Premier Distressed Teak Blades | Model . . . **P2520B**
Blade . . . **B554PD-TK7**
Light . . . **Not Shown**

With outstanding craftsmanship and classic good looks, the Presidential II ceiling fan has a distinguished look suited to any home from your house to the White House.

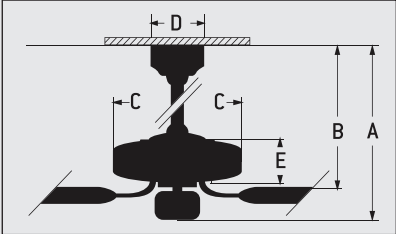
FEATURES

- Heavy-Duty, 3-Speed Reversible Motor
- 3" and 6" Downrods (Included)
- Limited Lifetime Warranty
- Blades Sold Separately
- Light Kit Adaptable (Optional)
- Remote and Wall Controls Available (Optional)

SPECS

- Blade Sweep Option. 44", 52", 54", 56"
- Number of Blades. 5
- Blade Pitch. 14°
- Motor Size (MM) 188 x 15
- AMPS (HI Speed) <1
- Shipping Wt. (lbs.) 21.3
- CU. FT. in Carton 2
- Airflow* (Cubic Feet Per Minute) 6,491
- Watts (HI Speed) 77
- Airflow Efficiency* (CFM Per Watt) 84

CEILING DROP DIMENSIONS



- A: 2" DR - 11.75"
- A: 6" DR - 14.75"
- C: 12.75"
- E: 5.0"
- B: 2" DR - 10.75"
- B: 6" DR - 13.75"
- D: 5.125"
- DR = Downrod

*Compare: 49" to 60" ceiling fans have airflow efficiencies ranging from approximately 51 to 176 cubic feet per minute per watt at high speed.

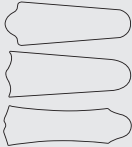



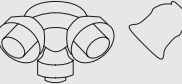


Blades Sold Separately



A Aged Bronze Textured Presidential II with 56" Custom Carved Wellington Mahogany Blades

Model-Finish . . . **P252AG**
Blade-Finish. . . **B556C-W5**
Light-Finish . . . **Not Shown**

AVAILABLE FINISHES	BLADE OPTIONS		LIGHT KIT OPTIONS		
<div>AG</div> Aged Bronze Textured	Type 1 Blades (See Pages 234-239)	Type 2 Blades (See Pages 240-244)	Bowl Light Kits (See Pages 254-261)	Complete Light Kits (See Pages 262-264)	Customize Your Own (See Pages 264-268)
<div>OB</div> Oiled Bronze					
FAN CONTROLS					
Remote/Wall Control Adaptable P2-ICS-(Finish) See Page 273					



Shown with Cherry Blades

Shown with Light Cherry Blades

Rutgers

Aged Bronze Textured Rutgers with 72" Reversible Light Cherry /Cherry (Shown) Blades

Model-Finish . . . **RU72AG5**
Blade-Finish. . . **Included**
Light-Finish . . . **Not Shown**

The perfect mix of classic form and modern function, Rutgers is a finely crafted 72" ceiling fan with a broad reach.

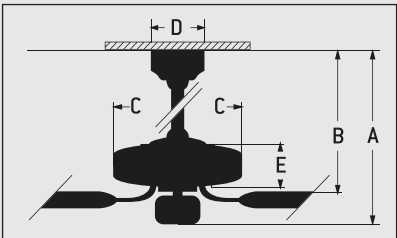
FEATURES

- Heavy-Duty, 3-Speed Reversible Motor
- 6" Downrod (Included)
- Limited Lifetime Warranty
- Custom Rutgers Blades (Included)
- Light Kit Adaptable (Optional)
- Universal Control Adaptable (Optional)

SPECS

- Blade Sweep Option. 72 "
- Number of Blades 5
- Blade Pitch 13°
- Motor Size (MM) 212 x 35
- AMPS (HI Speed) <1
- Shipping Wt. (lbs.) 36.60
- CU. FT. in Carton 3.63
- Airflow* (Cubic Feet Per Minute) 5,840
- Watts (HI Speed) 99
- Airflow Efficiency* (CFM Per Watt) 59

CEILING DROP DIMENSIONS




A: 6" DR - 17.0" B: 6" DR - 14.5"
C: 15" D: 6.62"
E: 5.7" DR = Downrod

*Compare: 49" to 60" ceiling fans have airflow efficiencies ranging from approximately 51 to 176 cubic feet per minute per watt at high speed.






Shown with Cherry Blades



Reversible Walnut Blade Finish



Shown with Walnut Blades



Reversible Sable Blade Finish

A | Oiled Bronze Gilded Rutgers with 72" Reversible Walnut/Cherry Blades

Model-Finish . . . **RU72OBG5**
Blade-Finish . . . **Included**
Light-Finish . . . **Not Shown**

B | Stainless Steel Rutgers with 72" Reversible Walnut/Sable Blades

Model-Finish . . . **RU72SS5**
Blade-Finish . . . **Included**
Light-Finish . . . **Not Shown**



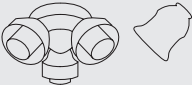
AVAILABLE FINISHES

- AG** Aged Bronze Textured
- OBG** Oiled Bronze Gilded
- SS** Stainless Steel

BLADE OPTIONS


Blades Included - Model Specific
Type 4 Blades (Optional)
(See Pages 247-248)

LIGHT KIT OPTIONS

Bowl Light Kits (See Pages 254-261)	Complete Light Kits (See Pages 262-264)	Customize Your Own (See Pages 264-268)
		

FAN CONTROLS

Remote/Wall Control Adaptable
UCIXL-2000
See Page 273



Shown with Reversible Oiled Bronze Blades

Shown with Reversible Walnut Blades

Yorktown

Oiled Bronze Yorktown with Reversible
Oiled Bronze/Walnut Blades Model-Finish . . . **YOR520B5**
Blade-Finish. . . **Included**
Light-Finish . . . **Not Shown**

Beautifully proportioned, with soft curves and crisp lines enhanced by a smooth and lustrous finish, Yorktown is a striking update to traditional ceiling fan design.

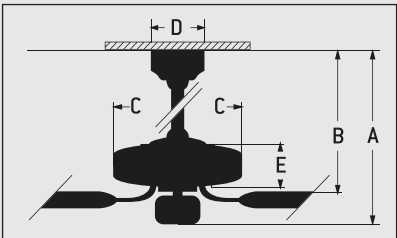
FEATURES

- Heavy-Duty, 3-Speed Reversible Motor
- 6" Downrod (Included)
- Limited Lifetime Warranty
- Blades Included
- Light Kit Adaptable (Optional)
- Universal Control Adaptable (Optional)

SPECS

- Blade Sweep Option. 52"
- Number of Blades 5
- Blade Pitch 11.5°
- Motor Size (MM) 188 x 15
- AMPS (HI Speed) <1
- Shipping Wt. (lbs.) 21.61
- CU. FT. in Carton 2.02
- Airflow*
(Cubic Feet Per Minute) 6,464
- Watts (HI Speed) 74
- Airflow Efficiency*
(CFM Per Watt) 87

CEILING DROP DIMENSIONS



A: 6" DR - 17.7" B: 6" DR - 13.9"
C: 12.48" D: 5.94"
E: 5.35" DR = Downrod

*Compare: 49" to 60" ceiling fans have airflow efficiencies ranging from approximately 51 to 176 cubic feet per minute per watt at high speed.





A Legacy Brass Yorktown with Yorktown Walnut/Black Blades
Model-Finish . . . **YOR52LB5**
Blade-Finish. . . **Included**
Light-Finish . . . **Not Shown**

B Pewter Yorktown with with Yorktown Walnut/Black Blades
Model-Finish . . . **YOR52PT5**
Blade-Finish. . . **Included**
Light-Finish . . . **Not Shown**

C Polished Nickel Yorktown with with Yorktown Walnut/Black Blades
Model-Finish . . . **YOR52PLN5**
Blade-Finish. . . **Included**
Light-Finish . . . **Not Shown**

AVAILABLE FINISHES

LG	Legacy Brass
OB	Oiled Bronze
PLN	Polished Nickel
PT	Pewter

BLADE OPTIONS

Included

LIGHT KIT OPTIONS

Bowl Light Kits (See Pages 254-261)	Complete Light Kits (See Pages 262-264)	Customize Your Own (See Pages 264-268)
-----------------------------------------------	---------------------------------------------------	--------------------------------------------------



RELATED PRODUCTS

See Page 253 More Information



See the Jeremiah Catalog for More Information



FAN CONTROLS

Remote/Wall Control Adaptable
UCI-2000-2
See Page 273



American Tradition

Oiled Bronze American Tradition with 52" Plus Series Walnut Blades and Light Kit Model . . . **AT520B**
Blade . . . **B552P-WB6**
Light . . . **LK400CFL-OB**

Have the freedom to customize your ceiling fan any way you want with the highly versatile American Tradition collection. It doesn't get more American than that. Completely customizable, blades are sold separately and numerous light kits are available to match your tastes. With multiple blade shape and color options and 6 stunning finishes, the 44"-56" American Tradition ceiling fan will add traditional flair to any room or décor. Choose from Antique Brass, Aged Bronze, Antique White, Brushed Nickel, Oiled Bronze, Stainless Steel or White finishes. The heavy-duty 3-speed reversible motor cools efficiently and can be adjusted with the optional remote and wall controls. This fan boasts a 16 degree blade pitch and 6,291 CFM's. Plus with a Limited Lifetime Warranty, you can live the American dream well into the future.

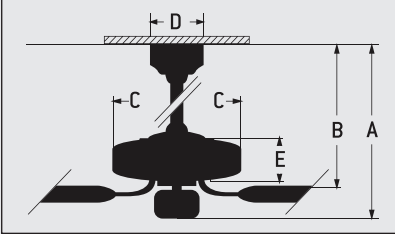
FEATURES

- Heavy-Duty, 3-Speed Reversible Motor
- 3" and 6" Downrods (Included)
- Limited Lifetime Warranty
- Blades Sold Separately
- Light Kit Adaptable (Optional)
- Remote and Wall Controls Available (Optional)

SPECS

- Blade Sweep Option. 44", 52", 54", 56"
- Number of Blades 5
- Blade Pitch 16°
- Motor Size (MM) 188 x 20
- AMPS (HI Speed) <1
- Shipping Wt. (lbs.) 22.8
- CU. FT. in Carton 1.65
- Airflow* (Cubic Feet Per Minute) 6,291
- Watts (HI Speed) 80
- Airflow Efficiency* (CFM Per Watt) 79

CEILING DROP DIMENSIONS



- A: 3" DR – 11.5"
- A: 6" DR – 14.5"
- C: 11.5"
- E: 4.5"
- B: 3" DR – 10.5"
- B: 6" DR – 13.5"
- E: 5.125"
- DR = Downrod

*Compare: 36" to 48" ceiling fans have airflow efficiencies ranging from approximately 71 to 86 cubic feet per minute per watt at high speed.

*Compare: 49" to 60" ceiling fans have airflow efficiencies ranging from approximately 51 to 176 cubic feet per minute per watt at high speed



Blades Sold Separately



A Stainless Steel American Tradition with 56" Custom Carved Seville Walnut Blades

Model-Finish . . . **AT52SS**
 Blade-Finish. . . **B556C-SE1**
 Light-Finish . . . **Not Shown**

B Athenian Obol American Tradition with 54" Custom Carved Constantina Mahogany Blades

Model-Finish . . . **AT52AO**
 Blade-Finish. . . **B554C-CT10**
 Light-Finish . . . **Not Shown**

C Antique White American Tradition with 52" Standard Antique White Blades and Bowl Light Kit

Model-Finish . . . **AT52AW**
 Blade-Finish. . . **B552S-AW**
 Light-Finish . . . **LKE53CFL-AW**







D Flat Black American Tradition with 54" Premier Flat Black Distressed Blades

Model-Finish . . . **AT52FB**
 Blade-Finish. . . **B554PD-FB**
 Light-Finish . . . **Not Shown**



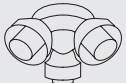
AVAILABLE FINISHES

AB	Antique Brass
AG	Aged Bronze Textured
AW	Antique White
AO	Athenian Obol
BN	Brushed Satin Nickel
FB	Flat Black
OB	Oiled Bronze
SS	Stainless Steel
W	White

BLADE OPTIONS

Type 1 Blades (See Pages 234-239)	Type 2 Blades (See Pages 240-244)
	
	
	

LIGHT KIT OPTIONS

Bowl Light Kits (See Pages 254-261)	Complete Light Kits (See Pages 262-264)	Customize Your Own (See Pages 264-268)
		

FAN CONTROLS

Remote/Wall Control Adaptable
AT-ICS-(Finish)
 See Page 273



CXL

Brushed Satin Nickel CXL with 52" Plus Series Brushed Nickel Blades and Bowl Light Kit | Model . . . **CXL52BN**
Blade . . . **B552P-BN**
Light . . . **LKE53CFL-BN**

Our workhorse fan. Pick your style - Traditional, Transitional or Modern. The CXL ceiling fan fits anywhere, any place and is customizable in 10 finishes. Whether you choose a 44", 52", 54" or 56" ceiling fan, each one comes ready to roll with a heavy-duty 3-speed reversible motor and remote and wall controls are available. The CXL can be customized with multiple blade and light kit options (sold separately).

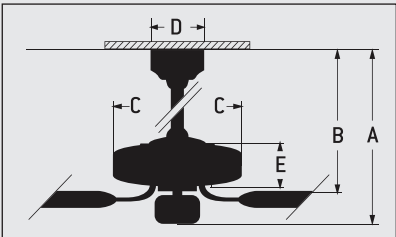
FEATURES

- Heavy-Duty, 3-Speed Reversible Motor
- 3" and 6" Downrods (Included)
- Limited Lifetime Warranty
- Blades Sold Separately
- Light Kit Adaptable (Optional)
- Remote and Wall Controls Available (Optional)

SPECS

- Blade Sweep Option. 44", 52", 54", 56"
- Number of Blades 5
- Blade Pitch 14°
- Motor Size (MM) 188 x 15
- AMPS (HI Speed) <1
- Shipping Wt. (lbs.) 17
- CU. FT. in Carton 1.7
- Airflow* (Cubic Feet Per Minute) 5,415
- Watts (HI Speed) 69
- Airflow Efficiency* (CFM Per Watt) 79

CEILING DROP DIMENSIONS



- A: 3" DR - 12.375"
- A: 6" DR - 15.375"
- C: 11.5"
- E: 4, 5"
- B: 3" DR - 10.5"
- B: 6" DR - 13.5"
- D: 5.125"
- DR = Downrod

*Compare: 36" to 48" ceiling fans have airflow efficiencies ranging from approximately 71 to 86 cubic feet per minute per watt at high speed.

*Compare: 49" to 60" ceiling fans have airflow efficiencies ranging from approximately 51 to 176 cubic feet per minute per watt at high speed.



Blades Sold Separately



A Aged Bronze Textured CXL with 54" Premier Distressed Walnut Blades and Light Kit
Model-Finish . . . **CXL52AG**
Blade-Finish. . . **B554PD-WAL**
Light-Finish . . . **LK402CFL-AG**

B Oiled Bronze CXL with 52" Plus Series Walnut Blades and Bowl Light Kit
Model-Finish . . . **CXL52OB**
Blade-Finish. . . **B552P-WB6**
Light-Finish . . . **ZELKCFL-OB**

C Aged Galvanized CXL with 54" Premier Blackwood Blades
Model-Finish . . . **CXL52AGV**
Blade-Finish. . . **B554P-BW**
Light-Finish . . . **Not Shown**

AVAILABLE FINISHES

AB	Antique Brass
AG	Aged Bronze Textured
AGV	Aged Galvanized
AW	Antique White
BN	Brushed Satin Nickel
FB	Flat Black
OB	Oiled Bronze
PB	Polished Brass
SS	Stainless Steel
W	White

BLADE OPTIONS

Type 1 Blades (See Pages 234-239)	Type 2 Blades (See Pages 240-244)

LIGHT KIT OPTIONS

Bowl Light Kits (See Pages 254-261)	Complete Light Kits (See Pages 262-264)	Customize Your Own (See Pages 264-268)

FAN CONTROLS

Remote/Wall Control Adaptable
CXL-ICS-(Finish)
See Page 273



Sentry

Oiled Bronze Sentry with 56" Custom Carved Classic Ebony Blades | Model . . . **SN520B**
Blade . . . **B556C-SB4**
Light . . . **Not Shown**

The traditionally styled Sentry uses hidden up lights to cast a warm light on the ceiling above.

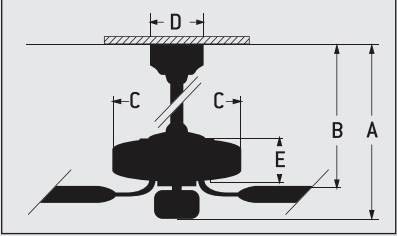
FEATURES

- Heavy-Duty, 3-Speed Reversible Motor
- 6" Downrod (Included)
- Limited Lifetime Warranty
- Blades Sold Separately
- Indirect Uplight (4-25W Candelabra Bulbs Included)
- Light Kit Adaptable (Optional)
- Remote and Wall Controls Available (Optional)

SPECS

- Blade Sweep Option. 44", 52", 54", 56"
- Number of Blades 5
- Blade Pitch 16°
- Motor Size (MM) 188 x 20
- AMPS (HI Speed) <1
- Shipping Wt. (lbs.) 24.9
- CU. FT. in Carton 1.65
- Airflow* (Cubic Feet Per Minute) 6,136
- Watts (HI Speed) 78
- Airflow Efficiency* (CFM Per Watt) 78

CEILING DROP DIMENSIONS



A: 6" DR" - 16.0"
B: 6" DR - 13.0"
C: 12.0"
D: 5.0"
E: 6.5"
DR = Downrod

*Compare: 36" to 48" ceiling fans have airflow efficiencies ranging from approximately 71 to 86 cubic feet per minute per watt at high speed.

*Compare: 49" to 60" ceiling fans have airflow efficiencies ranging from approximately 51 to 176 cubic feet per minute per watt at high speed.



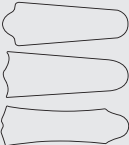



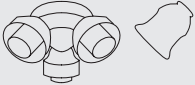
Blades Sold Separately

A



A

Model-Finish . . **SN52BN**
Blade-Finish. . . **B554P-WAL**
Light-Finish . . . **F400L-BN/261**

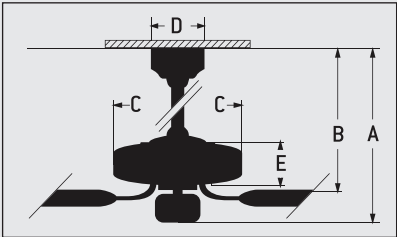
AVAILABLE FINISHES		BLADE OPTIONS		LIGHT KIT OPTIONS		
BN	Brushed Satin Nickel	Type 1 Blades (See Pages 234-239)	Type 2 Blades (See Pages 240-244)	Bowl Light Kits (See Pages 254-261)	Complete Light Kits (See Pages 262-264)	Customize Your Own (See Pages 264-268)
OB	Oiled Bronze					
						
FAN CONTROLS Remote/Wall Control Adaptable AT-ICS-(Finish) See Page 273						



Piccolo

Brushed Satin Nickel Piccolo with 30" Piccolo Brushed Nickel Blades | Model-Finish . . . **PI30BN**
Blade-Finish. . . **B530S-BN**
Light-Finish . . . **Not Shown**

A small fan with big looks, the 30" Piccolo brings outstanding performance to small spaces from powder room to laundry room and from kitchen to walk-in closet.

FEATURES	SPECS	CEILING DROP DIMENSIONS
Standard, 3-Speed Reversible Motor	Blade Sweep Option. 30"	
3" and 6" Downrods (Included)	Number of Blades 5	
Limited Lifetime Warranty	Blade Pitch 25°	
Custom 30" Piccolo Blades Sold Separately	Motor Size (MM) 153 x 8	
Light Kit Adaptable (Optional)	AMPS (Hi Speed) <1	
Universal Control Adaptable (UC-2000) (Optional)	Shipping Wt. (lbs.) 13.71	<p>A: 3" DR - 11.25" A: 6" DR - 14.25" C: 9.0" E: 3.25"</p> <p>B: 3" DR - 9.0" B: 6" DR - 12.0" D: 5.875" DR = Downrod</p>
Great for Small Spaces	CU. FT. in Carton 1	
Suitable for Damp Locations	Airflow* (Cubic Feet Per Minute) 2,287	
	Watts (Hi Speed) 46	
	Airflow Efficiency* (CFM Per Watt) 50	

*Compare: 36" to 48" ceiling fans have airflow efficiencies ranging from approximately 71 to 86 cubic feet per minute per watt at high speed.



A White Piccolo with 30" Piccolo White Blades
Model-Finish . . . **PI30W**
Blade-Finish. . . **B530S-W**
Light-Finish . . . **Not Shown**

B Oiled Bronze Piccolo with 30" Piccolo Dark Oak Blades
Model-Finish . . . **PI30OB**
Blade-Finish. . . **B530S-DOK**
Light-Finish . . . **Not Shown**

C Antique White Piccolo with 30" Piccolo Antique White Blades
Model-Finish . . . **PI30AW**
Blade-Finish. . . **B530S-AW**
Light-Finish . . . **Not Shown**

D Brushed Satin Nickel Piccolo with 30" Piccolo Dark Oak Blades and Fitter/Glass
Model-Finish **PI30BN**
Blade-Finish **B530S-DOK**
Light-Finish **F300L-BN/108**

AVAILABLE FINISHES

AW	Antique White
BN	Brushed Satin Nickel
OB	Oiled Bronze
W	White

BLADE OPTIONS

Model Specific:
Available in AW (Antique White), BN (Brushed Nickel), DOK (Dark Oak), LOK (Light Oak), OB (Oiled Bronze) and W (White)

LIGHT KIT OPTIONS

Bowl Light Kits
(See Pages 254-261)



Complete Light Kits
(See Pages 262-264)



Customize Your Own
(See Pages 264-268)



FAN CONTROLS

Remote Control Adaptable
UCI-2000
See Page 274

Wall Control Adaptable
See Page 274



Featured Fan: Vesta, Pages 52-53

Transitional

Amphora	72	Metro	58
Copeland	56	Pulsar	66
Dane	70	Timarron	50
Forza	64	Townsend	48
Gambrel	68	Trenton	54
Hathaway	76	Union	60
Layton	62	Vesta	52
Leeward	78	Winton	74



Townsend

Polished Nickel Townsend with 56" Custom Carved Classic Ebony Blades and Light Kit | Model . . . **TS52PLN**
Blade . . . **B556C-SB4**
Light . . . **TSLK-PLN**

Transform your home with the transitional glamour of the Townsend ceiling fan. It's the tailored look we love combined with a chic array of finish and blade options with unique minimalist blade holders. Available in Oiled Bronze, Polished Nickel, or Pewter, Townsend instantly elevates the style of your home. Each fan comes equipped with a powerful 3-speed reversible motor, remote control, and Limited Lifetime Warranty. Light kit adaptable, wall controls available, and blades are sold separately.

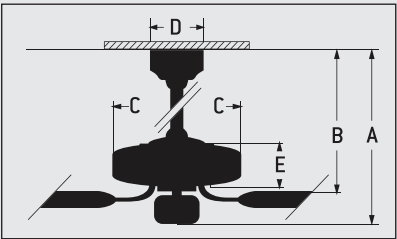
FEATURES

- Heavy-Duty, 3-Speed Reversible Motor
- 6" Downrod (Included)
- Limited Lifetime Warranty
- Blades Sold Separately
- Light Kit Adaptable (Optional)
- Intelligent Remote and Wall Controls (Included)

SPECS

- Blade Sweep Opt. 44", 52", 54", 56"
- Number of Blades 5
- Blade Pitch 14°
- Motor Size (MM) 188 x 15
- AMPS (HI Speed) <1
- Shipping Wt. (lbs.) 23.66
- CU. FT. in Carton 2.0
- Airflow* (Cubic Feet Per Minute) 5,779
- Watts (HI Speed) 72
- Airflow Efficiency* (CFM Per Watt) 79

CEILING DROP DIMENSIONS



A: 6" DR – 15.75" B: 6" DR – 12.0"
C: 15.75" D: 6.0"
E: 4.75" DR = Downrod

*Compare: 36" to 48" ceiling fans have airflow efficiencies ranging from approximately 71 to 86 cubic feet per minute per watt at high speed.

*Compare: 49" to 60" ceiling fans have airflow efficiencies ranging from approximately 51 to 176 cubic feet per minute per watt at high speed.



A Pewter Townsend with 56" Custom Carved Classic Ebony Blades

Model-Finish **TS52PT**
 Blade-Finish **B556C-SB4**
 Light-Finish **Not Shown**

B Oiled Bronze Townsend with 56" Custom Carved Classic Ebony Blades and Fitter/Glass

Model-Finish **TS52OB**
 Blade-Finish **B556C-SB4**
 Light-Finish **F400L-OB/195**

C Oiled Bronze Townsend with 54" Premier Distressed Walnut Blades

Model-Finish **TS52OB**
 Blade-Finish **B554PD-WAL**
 Light-Finish **Not Shown**

D Pewter Townsend with 54" Premier Hand-Scraped Teak Blades

Model-Finish **TS52PT**
 Blade-Finish **B554P-TK7**
 Light-Finish **Not Shown**

AVAILABLE FINISHES

OB	Oiled Bronze
PLN	Polished Nickel
PT	Pewter

BLADE OPTIONS

Type 1 Blades
(See Pages 234-239)



Type 2 Blades
(See Pages 240-244)



LIGHT KIT OPTIONS

Bowl Light Kits
(See Pages 254-261)



Complete Light Kits
(See Pages 252-264)



Customize Your Own
(See Pages 264-268)



RELATED PRODUCTS

Bowl Light Kit
(See page 243)



FAN CONTROLS

ICS Remote Control (Included)



ICS Wall Control (Included)





Timarron

Polished Brushed Nickel Timarron with 54" Premier Blackwood Blades and Light Kit | Model . . . **TIM54BNK**
Blade . . . **B554P-BW**
Light . . . **Included (Optional)**

The Timarron's hammered body, up lighting, down lighting and blade selection will enhance transitional and casual settings alike.

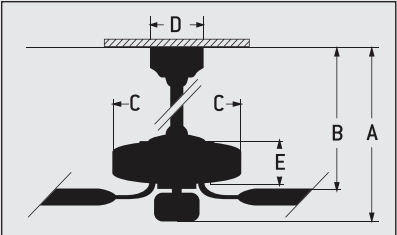
FEATURES

- 3-Speed Reversible Motor
- 8" Downrod (Included)
- Limited Lifetime Warranty
- Blades Sold Separately
- Indirect Uplight (3-15W Candelabra Bulbs Included)
- Light Kit Included (Optional) (3-60W No. 5480 Early Electric Bulbs Included)
- TCS Remote and Wall Controls (Included)

SPECS

- Blade Sweep Opt. 44", 52", 54", 56"
- Number of Blades 5
- Blade Pitch 13.5°
- Motor Size (MM) 172 x 20
- AMPS (HI Speed) <1
- Shipping Wt. (lbs.) 11.03
- CU. FT. in Carton 2.86
- Airflow* (Cubic Feet Per Minute) 4,755
- Watts (HI Speed) 62
- Airflow Efficiency* (CFM Per Watt) 77

CEILING DROP DIMENSIONS



A: 8" DR – 24.91" B: 8" DR – 14.35"
C: 6" DR – 13.39" D: 6.54"
E: 5.02" DR = Downrod

*Compare: 49" to 60" ceiling fans have airflow efficiencies ranging from approximately 51 to 176 cubic feet per minute per watt at high speed.



A Aged Bronze Brushed Timarron with 54" Premier Hand-Scraped Walnut Blades and Light Kit

Model-Finish . . . **TIM54ABZ**
Blade-Finish. . . **B554P-WAL**
Light-Finish . . . **Included (Optional)**



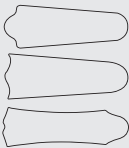
B Uplight detail

AVAILABLE FINISHES

- ABZ** Aged Bronze Brushed
- BNK** Polished Brushed Nickel

BLADE OPTIONS

- Included
- Type 1 Blades (Optional)
(see page 234-239)



LIGHT KIT OPTIONS

- Included (Optional)

RELATED PRODUCTS

See Jeremiah Catalog for More Information See Teiber Catalog for More Information



FAN CONTROLS

TCS Remote Control (Included) TCS Wall Control (Included)





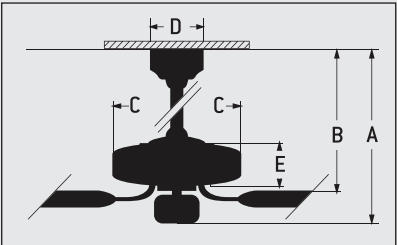
Shown with Mahogany Blade Finish

Reversible Oiled Bronze Blade Finish

Vesta

Oiled Bronze Vesta with Reversible 60" Custom
Oiled Bronze/Mahogany (Shown) Blades and
Integrated Light Kit | Model . . . **VS600B5**
Blade . . . **Included**
Light . . . **Integrated**


Whether your look is traditional, transitional, or contemporary, the ultra-versatile Vesta ceiling fan blends with any décor. Choose from Oiled Bronze with Oiled Bronze/Mahogany blades or Stainless Steel with Flat Black/Walnut blades. At 60" in diameter the Vesta comes fully-equipped with the patented Tripod Mounting System, and independently controlled indirect uplight and integrated halogen downlight. An optional blank light lens cover is also included for fan operation without a light. Plus, with a heavy-duty 3-speed reversible motor, remote and wall controls, Vesta is everything you could want and then some.

FEATURES	SPECS	CEILING DROP DIMENSIONS
Heavy-Duty, 3-Speed Reversible Motor	Blade Sweep Opt. 60"	
4.5" Downrod (Included)	Number of Blades 5	
Limited Lifetime Warranty	Blade Pitch 13.5°	
Reversible Custom Blades (Included)	Motor Size (MM) 188 x 25	
Indirect Uplight (6-15W Candelabra Bulbs) (Included) and Integrated Downlight (1-75W JD Halogen Bulb) (Included)	AMPS (Hi Speed) <1	
TCS Remote and Wall Controls (Included)	Shipping Wt. (lbs.) 37.59	
Patented Tripod Mounting System (For Use on Minimum 9' Ceilings)	CU. FT. in Carton 3.54	A: 4.5" DR - 20"
Optional Blank Light Lens Cover (Included)	Airflow* (Cubic Feet Per Minute) 5,366	B: 4.5" DR - 17"
	Watts (Hi Speed) 74	C: 16.7"
	Airflow Efficiency* (CFM Per Watt) 76	D: 6.0"
		E: 15.1"
		DR = Downrod

*Compare: 49" to 60" ceiling fans have airflow efficiencies ranging from approximately 51 to 176 cubic feet per minute per watt at high speed.



A



B



A

Stainless Steel Vesta with Reversible
60" Custom Flat Black (Shown) /Walnut
Blades and Blank Light Lens Cover

Model-Finish . . . **VS60SS5**
Blade-Finish. . . **Included**
Light-Finish . . . **Shown w/ Optional Blank Light Lens Cover**

B

Stainless Steel Vesta with Reversible
60" Custom Flat Black/Walnut (Shown)
Blades and Integrated Light Kit

Model-Finish . . . **VS60SS5**
Blade-Finish. . . **Included**
Light-Finish . . . **Integrated**

AVAILABLE FINISHES

- OB** Oiled Bronze
- SS** Stainless Steel

BLADE OPTIONS

Included **Type 1 Blades** (Optional)
(See Pages 234-239)



LIGHT KIT OPTIONS

**Integrated Light Kit and Optional Blank Light
Lens Cover**

FAN CONTROLS

TCS Remote Control (Included)

TCS Wall Control (Included)





Trenton

Espresso Trenton with 54" Premier Rustic Dark Oak Blades and Integrated Light Kit | Model . . . **TRE54ESP5**
Blade . . . **B554PR-DOK** (Optional)
Light . . . **Integrated**

Distinctive blades and a trio of lights with antique filament bulbs give the Trenton a rugged, industrial look reminiscent of the late 1800's.

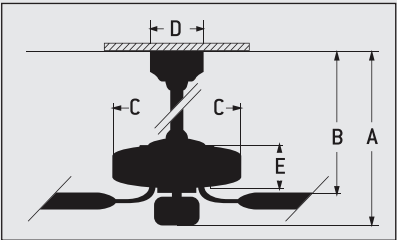
FEATURES

- Heavy-Duty, 3-Speed Reversible Motor
- 6" Downrod (Included)
- Limited Lifetime Warranty
- Custom Trenton Blades (Included). May Also Use Type 1 Blades
- Integrated Light Kit (3-60W No. 5480 Early Electric Incandescent Candelabra Base Bulbs Included)
- Remote and Wall Controls Available (Optional)

SPECS

- Blade Sweep Opt. 54"
- Number of Blades 5
- Blade Pitch 13°
- Motor Size (MM) 172 x 20
- AMPS (HI Speed)44
- Shipping Wt. (lbs.) 21.6
- CU. FT. in Carton 2.3
- Airflow* (Cubic Feet Per Minute) 4,778
- Watts (HI Speed) 52
- Airflow Efficiency* (CFM Per Watt)92

CEILING DROP DIMENSIONS



A: 8" DR – 19.01" B: 8" DR – 12.04"
C: 9.44" D: 5.78"
E: 4.33" DR = Downrod

*Compare: 49" to 60" ceiling fans have airflow efficiencies ranging from approximately 51 to 176 cubic feet per minute per watt at high speed.



Blades Sold Separately



A Pewter Trenton with 54" Premier Blackwood Blades and Integrated Light Kit


Model-Finish . . . **TRE54PT5**
Blade-Finish . . . **B554P-BW** (Optional)
Light-Finish . . . **Integrated**

B Espresso Trenton with 54" Custom Butcher Block Blades and Integrated Light Kit

Model . . . **TRE54ESP5**
Blade . . . **Included**
Light . . . **Integrated**

C Pewter Trenton with 54" Custom Butcher Block Blades and Integrated Light Kit

Model-Finish **TRE54PT5**
Blade-Finish **Included**
Light-Finish **Integrated**

AVAILABLE FINISHES		BLADE OPTIONS		LIGHT KIT OPTIONS
ESP Espresso		Included	Type 1 Blades (Optional) (See Pages 234-239)	Integrated
PT Pewter				

RELATED PRODUCTS

See Teiber Catalog for More Information



FAN CONTROLS

Remote Control Adaptable
See Page 274 for Available Universal Controls

Wall Control Adaptable
See Page 274 for Available Universal Controls



Copeland

Legacy Brass Copeland with 52" Beveled Walnut Custom Copeland Blades and Amber Frost Bowl Light Kit | Model . . . **CN52LB5**
Blade . . . **Included**
Light . . . **Included (Optional)**

The sleek design and versatile Tri-mount system of the 52" Copeland ceiling fan makes it ready to fit any home. Installed as a semi-flushmount fixture, or on a downrod with either a standard or angled ceiling, the Copeland will complement almost any room. The custom blades, a 3 speed reversible motor, and the 30-year Limited Lifetime Warranty make it an exceptional value. Illuminate your space with the included, but optional, White Frost bowl light kit and take it easy with the optional Universal remote control. Available in Legacy Brass, Stainless Steel, Oiled Bronze Gilded and White finishes as well as coordinating custom blades.

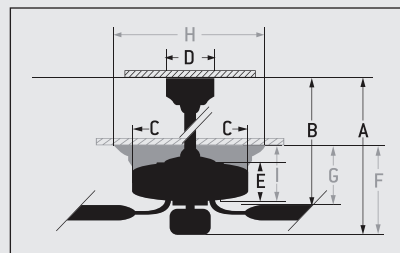
FEATURES

- Standard, 3-Speed Reversible Motor
- 6" Downrod (Included)
- Limited Lifetime Warranty
- Custom Copeland Blades (Included)
- Light Kit Included (2-13W CFL Bulbs Included)
- Amber Frost (OBG, LB) or White Frost (SS, W) on Bowl Light Kit
- Universal Control Adaptable (UC-2000-2) (Optional)
- Tri-Mount System, Standard with Both Semi-Flushmount and Ball Hanger Mounting Systems for Flat or Angled Ceilings (Included)

SPECS

- Blade Sweep Opt. 52"
- Number of Blades 5
- Blade Pitch 12°
- Motor Size (MM) 153 x 15
- AMPS (HI Speed) <1
- Shipping Wt. (lbs.) 20.7
- CU. FT. in Carton 1.84
- Airflow* (Cubic Feet Per Minute) 5,189
- Watts (HI Speed) 66
- Airflow Efficiency* (CFM Per Watt) 79

CEILING DROP DIMENSIONS



- A: 6" DR w/ Light Kit – 21.7"
- B: 6" DR – 12.6"
- C: 11.8"
- D: 5.1"
- E: 4.7"
- F: w/ Light Kit – 16.2"
- G: 7.2"
- H: 5.1"
- I: 4.7"
- DR = Downrod

*Compare: 49" to 60" ceiling fans have airflow efficiencies ranging from approximately 51 to 176 cubic feet per minute per watt at high speed.





A | Stainless Steel Copeland with 52" Beveled Custom Copeland Brushed Nickel Blades

Model-Finish . . . **CN52SS5**
Blade-Finish. . . **Included**
Light-Finish . . . **Included (Optional)**

B | White Copeland with 52" Beveled Custom White Copeland Blades and White Frost Bowl Light Kit

Model-Finish . . . **CN52W5**
Blade-Finish. . . **Included**
Light-Finish . . . **Included (Optional)**

C | Oiled Bronze Gilded Copeland with Reversible 52" Beveled Walnut/Oiled Bronze (Shown) Custom Copeland Blades and Amber Frost Bowl Light Kit

Model-Finish . . . **CN52OBG5**
Blade-Finish. . . **Included**
Light-Finish . . . **Included (Optional)**

AVAILABLE FINISHES	BLADE OPTIONS	LIGHT KIT OPTIONS
LB Legacy Brass	Model Specific - All Available Options Shown	Included (Optional)
OBG Oiled Bronze Gilded		
SS Stainless Steel		
W White		

FAN CONTROLS	
Remote Control Adaptable See Page 274	Wall Control Adaptable See Page 274



Metro

Oiled Bronze Metro with 54" Premier Hand-Scraped Walnut Blades | Model . . . **ME520B**
Blade . . . **B554P-WAL**
Light . . . **Not Shown**

Metro is fast, stylish and completely on-the-go. Equipped with the patented Tripod Mounting System for use with a minimum of 9 foot ceilings and an available tripod close mount kit; this ceiling fan makes itself comfortable just about anywhere. Whether you choose from 44", 52" 54" or 56" blades, the Metro is complete with a heavy-duty 3-speed reversible motor and Limited Lifetime Warranty. Cast in sleek Oiled Bronze, this fan is also light kit adaptable with multiple options. Blades are sold separately. Remote and wall controls are optional.

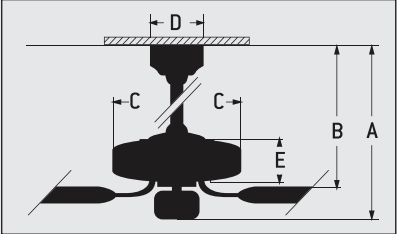
FEATURES

- Heavy-Duty, 3-Speed Reversible Motor
- 3" and 6" Downrods (Included)
- Limited Lifetime Warranty
- Blades Sold Separately
- Light Kit Adaptable (Optional). No Uplight
- Remote and Wall Controls Available (Optional)
- Patented Tripod Mounting System (For Use on Min. 9' Ceilings)
- Tripod Close Mount Kit (CK-Tripod-Finish) Available for Lower Ceilings (Optional)

SPECS

- Blade Sweep Opt. 44", 52", 54", 56"
- Number of Blades 5
- Blade Pitch 14°
- Motor Size (MM) 188 x 15
- AMPS (HI Speed) <1
- Shipping Wt. (lbs.) 26.68
- CU. FT. in Carton 1.93
- Airflow* (Cubic Feet Per Minute) 5,611
- Watts (HI Speed) 71
- Airflow Efficiency* (CFM Per Watt) 78

CEILING DROP DIMENSIONS



- A: 3" DR – 23.25"
- A: 6" DR – 26.25"
- C: 16.25"
- E: 2.5"
- B: 3" DR – 20.25"
- B: 6" DR – 23.25"
- E: 5.125"
- DR = Downrod

*Compare: 36" to 48" ceiling fans have airflow efficiencies ranging from approximately 71 to 86 cubic feet per minute per watt at high speed.

*Compare: 49" to 60" ceiling fans have airflow efficiencies ranging from approximately 51 to 176 cubic feet per minute per watt at high speed.



Blades Sold Separately



A Oiled Bronze Metro with 54" Premium Hand-Scraped Walnut Blades and Bowl Light Kit

Model-Finish . . . **ME520B**
 Blade-Finish . . . **B554P-WAL**
 Light-Finish . . . **ZELKCFL-OB**

B Oiled Bronze Metro with 52" Plus Series Oiled Bronze Blades and Bowl Light Kit










Model-Finish **ME520B**
 Blade-Finish **B552P-OB**
 Light-Finish **LKE53CFL-OB**

C Oiled Bronze Metro with 56" Custom Carved Classic Ebony Blades

Model-Finish **ME520B**
 Blade-Finish **B556C-SB4**
 Light-Finish **Not Shown**

D Oiled Bronze Metro with 52" Plus Series Walnut Blades and Bowl Light Kit (Shown w/ Tripod Conversion Kit)

Model-Finish **ME520B**
 Blade-Finish **B552P-WB6**
 Light-Finish **LK24CFL-OB**

AVAILABLE FINISHES	BLADE OPTIONS		LIGHT KIT OPTIONS		
OB Oiled Bronze	Type 1 Blades (See Pages 234-239)	Type 2 Blades (See Pages 240-244)	Bowl Light Kits (See Pages 254-261)	Complete Light Kits (See Pages 252-264)	Customize Your Own (See Pages 264-268)
	  	  			

FAN CONTROLS

Remote/Wall Control Adaptable
ME-ICS-OB
 See Page 273



Union

Oiled Bronze Gilded Union with
52" Outdoor Custom Oiled Bronze
Blades and Integrated Light Kit

Model . . . **UN520BG4**
Blade . . . **Included**
Light . . . **Integrated**

Reminiscent of vintage industrial lights, the Union 52" ceiling fan is pure Americana indoors or out as it is wet location rated. The simple flared design comes in your choice of two finishes – Oiled Bronze gilded with Oiled Bronze blades or Galvanized with custom Light Oak blades. Save energy with the 6-speed reversible DC motor and remote and wall controls. Brighten your home or outdoor space with the integrated light kit. And worry no more with the Limited Lifetime Warranty. See the coordinating Lighting Series at www.jeremiahcompany.com.

FEATURES

Energy Saving, 2nd Generation, 6 Speed
Reversible DC Motor

8" Downrod (Included)

Limited Lifetime Warranty

Custom Union Blades (Included)

Integrated Light Kit
(2-13W CFL Bulbs Included)

Decorative Hardware is Included but Optional

DC Remote and Wall Controls (Included)

Suitable for Wet Locations

SPECS

Blade Sweep Opt. 52"

Number of Blades 4

Blade Pitch 14°

Motor Size (MM) 125 x 30

AMPS (HI Speed) <1

Shipping Wt. (lbs.) 16.8

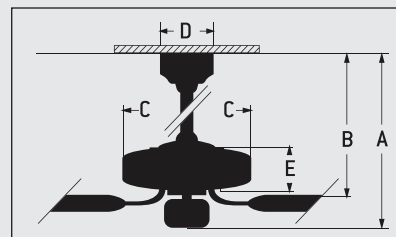
CU. FT. in Carton 1.99

Airflow*
(Cubic Feet Per Minute) 6,408

Watts (HI Speed) 29

Airflow Efficiency*
(CFM Per Watt)220

CEILING DROP DIMENSIONS



A: 8" DR – 21.37"

C: 14.0"

E: 14.5"

B: 8" DR – 15.67"

D: 5.125"

DR = Downrod

*Compare: 49" to 60" ceiling fans have airflow efficiencies ranging from approximately 51 to 176 cubic feet per minute per watt at high speed.





A

Galvanized Union with 52" Outdoor Custom Light Oak Blades and Integrated Light Kit

Model-Finish . . . **UN52GV4**

Blade-Finish. . . **Included**

Light-Finish . . . **Integrated**

AVAILABLE FINISHES

- GV** Galvanized
- OBG** Oiled Bronze Gilded

BLADE OPTIONS

Model Specific - All Available Options Shown ABS

LIGHT KIT OPTIONS

Integrated Light Kit

RELATED PRODUCTS

See Exteriors Catalog for More Information
(See Pages 10-11)



FAN CONTROLS

DC Remote Control
(Included)



DC Wall Control
(Included)





Layton

Stainless Steel Layton with 52" Custom
Layton Brushed Nickel Blades with
Frost White Bowl Light Kit | Model . . . **LY52SS5**
Blade . . . **Included**
Light . . . **Included**

Clean lines and graceful curves unite in a minimalist design of perfect balance in Layton.

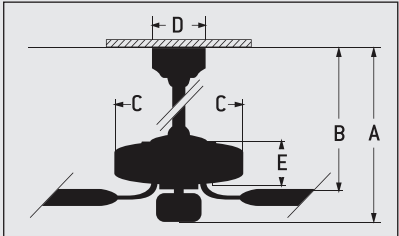
FEATURES

- Standard, 3-Speed Reversible Motor
- 3" and 6" Downrods (Included)
- Limited Lifetime Warranty
- Custom Layton Blades (Included)
- Amber Frost (OBG) Bowl Light Kit or Frost White (SS) Bowl Light Kit (3-40W Candelabra Bulbs Included)
- Remote Control Adaptable (Optional)

SPECS

- Blade Sweep Opt. 52"
- Number of Blades 5
- Blade Pitch 12°
- Motor Size (MM) 153 x 17
- AMPS (HI Speed) <1
- Shipping Wt. (lbs.) 19.07
- CU. FT. in Carton 1.75
- Airflow*
(Cubic Feet Per Minute) 5,068
- Watts (HI Speed) 64
- Airflow Efficiency*
(CFM Per Watt) 79

CEILING DROP DIMENSIONS



- A: 3" DR w/ Light Kit – 15.15"
- A: 3" DR w/o Light Kit – 11.45"
- A: 6" DR w/ Light Kit – 17.4"
- A: 6" DR w/o Light Kit – 13.7"
- B: 3" DR – 8.55"
- B: 6" DR – 10.8"
- C: 11.8"
- D: 5.1"
- E: 5.8"
- DR = Downrod

*Compare: 49" to 60" ceiling fans have airflow efficiencies ranging from approximately 51 to 176 cubic feet per minute per watt at high speed.



A



A Oiled Bronze Layton with 52" Custom Layton
Reversible Oiled Bronze (Shown)/Charred Walnut
Blades with Amber Frost Bowl Light Kit

Model-Finish . . . **LY52OB5**
Blade-Finish. . . **Included**
Light-Finish . . . **Included**

AVAILABLE FINISHES	BLADE OPTIONS	LIGHT KIT OPTIONS
<div>OB</div> Oiled Bronze	Model Specific - All Available Options Shown	Light Kit Included (Optional Use)
<div>SS</div> Stainless Steel		



Forza

Brushed Polished Nickel Forza with 52" Mahogany Blades with White Frost Bowl Light Kit | Model . . . **FZA52BNK5C1**
 Blade . . . **Included**
 Light . . . **Included**

The modern profile with its smooth, flowing lines. The graceful shape of the generously-proportioned blades. The gentle curve of the blade arms. The soft contours of the integrated light kit. Everything about the Forza is simple, elegant – simply beautiful.

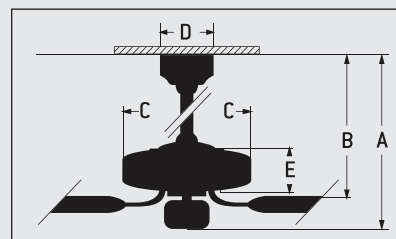
FEATURES

Standard, 3-Speed Reversible Motor
 6" Downrod (Included)
 Limited Lifetime Warranty
 Blades (Included)
 White Frost Bowl Light Kit Included (Optional)
 (3 x 40W Candelabra Bulbs Included)
 Universal Remote Control Adaptable (Optional)

SPECS

Blade Sweep Opt. 52"
 Number of Blades 5
 Blade Pitch 12.5°
 Motor Size (MM) 172 x 14
 AMPS (HI Speed) <1
 Shipping Wt. (lbs.) 26.4
 CU. FT. in Carton 2.8
 Airflow*
 (Cubic Feet Per Minute) 4,929
 Watts (HI Speed) 65
 Airflow Efficiency*
 (CFM Per Watt) 76

CEILING DROP DIMENSIONS



A: 6" DR w/ Light Kit – 20.81"
 A: 6" DR w/o Light Kit – 16.03"
 B: 6" DR – 13.91"
 C: 5.12"
 D: 5.12"
 E: 5.1"
 DR = Downrod

*Compare: 49" to 60" ceiling fans have airflow efficiencies ranging from approximately 51 to 176 cubic feet per minute per watt at high speed.





A Espresso Forza Blades with White Frost Bowl Light Kit

Model-Finish . . . **FZA52ESP5C1**
 Blade-Finish. . . **Included**
 Light-Finish . . . **Included**

B Oiled Bronze Forza with Blades with White Frost Bowl Light Kit

Model-Finish . . . **FZA52OB5C1**
 Blade-Finish. . . **Included**
 Light-Finish . . . **Included**

C Oiled Bronze Forza Blades with White Frost Bowl Light Kit

Model-Finish . . . **FZA52OB5C1**
 Blade-Finish. . . **Included**
 Light-Finish . . . **Included**

D White Forza with White Frost Bowl Light Kit


Model-Finish . . . **FZA52W5C1**
 Blade-Finish. . . **Included**
 Light-Finish . . . **Included**

AVAILABLE FINISHES		BLADE OPTIONS	LIGHT KIT OPTIONS
BNK	Brushed Polished Nickel	Model Specific - All Available Options Shown	Included (Optional)
ESP	Espresso		
OB	Oiled Bronze		
W	White		

FAN CONTROLS

Remote Control Adaptable
 UCI-2000-2
 See Page 274

Wall Control Adaptable
 See Page 274



Shown with Brushed Nickel Blade Finish

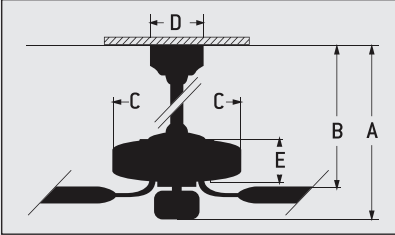
Shown with Maple Blade Finish

Pulsar

Stainless Steel Pulsar with 52" Custom Pulsar Reversible Brushed Nickel (Shown)/ Maple Blades and Integrated Light Kit

Model . . . **PU52SS5**
Blade . . . **Included**
Light . . . **Integrated**

Whether your home is traditional, transitional, or modern, the clean style of Pulsar 52" ceiling fan is perfect. Streamlined in a stunning Oiled Bronze finish with custom reversible Oiled Bronze/Walnut blades, this 52" fan illuminates your space with an integrated frost white light. Control the powerful 3-speed reversible motor with the intelligent wall and remote controls. And with a Limited Lifetime Warranty, Pulsar is a no-brainer.

FEATURES	SPECS	CEILING DROP DIMENSIONS
Heavy-Duty, 3-Speed Reversible Motor	Blade Sweep Opt. 52"	
4" Downrod (Included)	Number of Blades 5	
Limited Lifetime Warranty	Blade Pitch 13.5°	
Custom Reversible Pulsar Blades (Included)	Motor Size (MM) 172 x 17	
Integrated Frost White Light Kit (3-40 Watt Candelabra Bulbs Included)	AMPS (HI Speed)63	
RCD-103 Remote and Wall Control (Included)	Shipping Wt. (lbs.) 22.27	
	CU. FT. in Carton 1.66	A: 4.5" DR - 16" C: 8.7" E: 9.8"
	Airflow* (Cubic Feet Per Minute) 5,276	
	Watts (HI Speed) 75	
	Airflow Efficiency* (CFM Per Watt)70	B: 4.5" DR - 10.5" D: 6.0" DR = Downrod

*Compare: 49" to 60" ceiling fans have airflow efficiencies ranging from approximately 51 to 176 cubic feet per minute per watt at high speed.



A




Shown with Oiled Bronze Blade Finish

A

Oiled Bronze Pulsar with 52" Custom Pulsar Reversible Oiled Bronze/ Walnut Blades and Integrated Light Kit

Model . . . **.PU52OB5**
Blade . . . **.Included**
Light . . . **.Integrated**



Reversible Walnut Blades Finish

AVAILABLE FINISHES

- OB** Oiled Bronze
- SS** Stainless Steel

BLADE OPTIONS

Model Specific - All Available Options Shown

LIGHT KIT OPTIONS

Integrated

FAN CONTROLS

RCD-103 Remote Control
(Included)



RCD-103 Wall Control
(Included)





Gambrel

Aged Bronze Brushed Gambrel with 56"
Reversible Golden Cherry / Aged Cherry
Blades and White Frost Bowl Light Kit

Model . . . **GM56ABZ5LK**
Blade . . . **Included**
Light . . . **Included (Optional)**

A classic ceiling fan, with intricate detail and graceful contours, Gambrel seems a treasured find from an antique auction house. Beneath its artful understated beauty, Gambrel is state of the art.

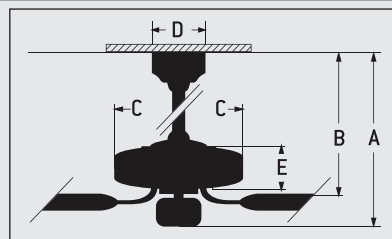
FEATURES

- Standard, 3-Speed Reversible Motor
- 6" Downrod (Included)
- Limited Lifetime Warranty
- Custom Gambrel Reversible Blades (Included)
- White Frost Bowl Light Kit Included (Optional)
(2 x 13W CFL Bulbs Included)
- ICS Remote and Wall Controls (Included)

SPECS

- Blade Sweep Opt. 56"
- Number of Blades 5
- Blade Pitch 12°
- Motor Size (MM) 172 x 20
- AMPS (HI Speed) <1
- Shipping Wt. (lbs.) 26.40
- CU. FT. in Carton 2.75
- Airflow
(Cubic Feet Per Minute) 5,096
- Watts (HI Speed) 65
- Airflow Efficiency
(CFM Per Watt) 78


CEILING DROP DIMENSIONS



A: 6" DR w/ Light Kit – 21"
A: 6" DR w/o Light Kit – 15.5"
C: 13.67"
E: 6.42 "

B: 14.3"
D: 7.2"
DR = Downrod





Reversible Walnut Blade Finish



Reversible Espresso Blade Finish

A

Brushed Polished Nickel Gambrel with 56" Reversible Walnut / Teak Blades and White Frost Bowl Light Kit

Model-Finish . . . **GM56BNK5LK**

Blade-Finish. . . **Included**

Light-Finish . . . **Included (Optional)**

B

Espresso Gambrel with 56" Reversible Walnut / Espresso Blades and White Frost Bowl Light Kit

Model-Finish . . . **GM56ESP5LK**

Blade-Finish. . . **Included**

Light-Finish . . . **Included (Optional)**

AVAILABLE FINISHES	BLADE OPTIONS	LIGHT KIT OPTIONS
ABZ Aged Bronze Brushed	Model Specific - All Available Options Shown	Included (Optional)
BNK Brushed Polished Nickel		
ESP Espresso		

FAN CONTROLS

ICS Remote Control (Included) ICS Wall Control (Included)





Dane

Oiled Bronze Gilded Dane with 30" Custom Walnut Blades and Bowl Light Kit | Model . . . **DA300BG3**
Blade . . . **Included**
Light . . . **Included**

At only 30" in diameter, the Dane slips comfortably into the smallest room, yet offers performance far beyond its diminutive dimensions.

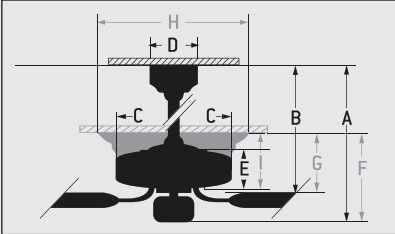
FEATURES

- Standard, 3-Speed Reversible Motor
- 6" Downrod (Included)
- Limited Lifetime Warranty
- Custom Dane Blades (Included)
- Amber Frost (OBG) or Frost White (SS, W) Glass Bowl Light Kit (Optional)
(2-50W JD Halogen Bulbs Included)
- Optional Blank Light Lens Cover (Included)
- Universal Control Adaptable (Optional)
- Tri-Mount System, Standard with Both Semi-Flushmount and Ball Hanger Mounting Systems for Flat or Angled Ceilings (Included)
- Small Space Semi- Flushmount Installation (Optional)

SPECS

- Blade Sweep Opt. 30"
- Number of Blades 3
- Blade Pitch 25°
- Motor Size (MM) 153 x 8
- AMPS (HI Speed) <1
- Shipping Wt. (lbs.) TBD
- CU. FT. in Carton 1.41
- Airflow (Cubic Feet Per Minute) 2,454
- Watts (HI Speed) 37
- Airflow Efficiency (CFM Per Watt) 66

CEILING DROP DIMENSIONS



- A: 6" DR w/ Light Kit – 19.8"
- A: 6" DR w/o Light Kit – 16.1"
- C: 8.9"
- E: 11.9"
- G: 7.7"
- H: 5.1"
- B: 6" DR w/ Light Kit – 13.1"
- B: 6" DR w/o Light Kit – 10.7"
- D: 5.1"
- F: w/ Light Kit - 14.5"
- F: w/o Light Kit - 10.7"
- I: 11.9"
- DR = Downrod





A Oiled Bronze Gilded Dane with 30" Custom Walnut Blades and Bowl Light Kit (Shown as Flushmount)
Model-Finish **DA30OBG3**
Blade-Finish **Included**
Light-Finish **Included**

B Stainless Steel Dane with 30" Custom Brushed Nickel Blades with Blank Light Lens Cover
Model-Finish **DA30SS3**
Blade-Finish **Included**
Light-Finish **Included (Not Shown)**

C Stainless Steel Dane with 30" Custom Brushed Nickel Blades and Bowl Light Kit (Shown as Flushmount)
Model-Finish **DA30SS3**
Blade-Finish **Included**
Light-Finish **Included**

D White Dane with 30" Custom White Blades and Bowl Light Kit (Shown as Flushmount)
Model-Finish **DA30W3**
Blade-Finish **Included**
Light-Finish **Included**

AVAILABLE FINISHES

OBG	Oiled Bronze Gilded
SS	Stainless Steel
W	White

BLADE OPTIONS

Model Specific - All Options Shown

LIGHT KIT OPTIONS

Light Kit included
Optional Blank Light Lens Cover (Included)

FAN CONTROLS

Remote Control Adaptable
UCI-2000-2
See Page 274

Wall Control Adaptable
See Page 274



Amphora

Peruvian Amphora with 54" Premier
Hand-Scraped Walnut Blades and
Antique Scavo Glass Integrated Light Kit

Model . . . **AM54PR**
Blade . . . **B554P-WAL**
Light . . . **Integrated**

Elegant scrollwork along the blade irons brings an air of distinction to Amphora's understated sophistication. The Amphora also offers the versatility of flush mount or stem hung installation.

FEATURES	SPECS	CEILING DROP DIMENSIONS
Heavy-Duty, 3-Speed Reversible Motor	Blade Sweep Opt. 44", 52", 54", 56"	
4" and 6" Downrods (Included)	Number of Blades 5	
Limited Lifetime Warranty	Blade Pitch 14°	
Blades Sold Separately	Motor Size (MM) 188 x 15	
Antique White Scavo Glass Integrated Light Kit (1-18W GU24 CFL Included)	AMPS (HI Speed) <1	A: 4" DR – 16.25"
TCS Remote Control (Included)	Shipping Wt. (lbs.) 26.61	A: 6" DR – 18.25"
Tri-Mount System, Standard with both Semi-Flushmount and Ball Hanger Mounting Systems for Flat or Angled Ceilings (Included)	CU. FT. in Carton 2.98	C: 13.0"
	Airflow* (Cubic Feet Per Minute) 5,416	E: 8.75"
	Watts (HI Speed) 69	G: 4.75"
	Airflow Efficiency* (CFM Per Watt) 77	I: 9.25"
		B: 4" DR – 15.0"
		B: 6" DR – 17.0"
		D: 5.125"
		F: 12.125"
		H: 13.25"
		DR = Downrod

*Compare: 36" to 48" ceiling fans have airflow efficiencies ranging from approximately 71 to 86 cubic feet per minute per watt at high speed.

*Compare: 49" to 60" ceiling fans have airflow efficiencies ranging from approximately 51 to 176 cubic feet per minute per watt at high speed.



A Peruvian Amphora with 56" Custom Carved Ebony Blades and Integrated Light Kit

Model-Finish . . . **AM54PR**
 Blade-Finish . . . **B556C-SB4**
 Light-Finish . . . **Integrated**

B Peruvian Amphora with 54" Custom Carved Constantina Pecan Blades and Integrated Light Kit

Model-Finish . . . **AM54PR**
 Blade-Finish . . . **B554C-CT1**
 Light-Finish . . . **Integrated**

C Peruvian Amphora with 52" Plus Rosewood Blades and Integrated Light Kit

Model-Finish . . . **AM54PR**
 Blade-Finish . . . **B552P-RW3**
 Light-Finish . . . **Integrated**

D Peruvian Amphora with 54" Premier Hand-Scraped Walnut Blades and Integrated Light Kit (Shown as Flushmount)

Model-Finish . . . **AM54PR**
 Blade-Finish . . . **B554P-WAL**
 Light-Finish . . . **Integrated**

AVAILABLE FINISHES

PR Peruvian

BLADE OPTIONS

Type 1 Blades
 (See Pages 234-239)



Type 2 Blades
 (See Pages 240-244)



LIGHT KIT OPTIONS

Integrated

FAN CONTROLS

TCS Remote Control (Included)





Winton

Aged Bronze/Weathered Pine
Winton with 56" Custom Weathered
Pine Blades

Model . . . **WIN56ABWP5**
Blade . . . **Included**
Light . . . **Integrated**

Weathered Pine blades and matching accents around a slender housing in a rich Aged Bronze finish give the Winton a rustic elegance like no other fan.

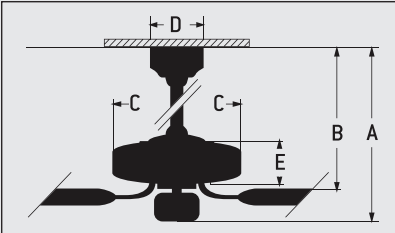
FEATURES

- Energy Saving, 2nd Generation, 6 Speed Reversible DC Motor
- 8" Downrod (Included)
- Limited Lifetime Warranty
- Custom Winton Blades (Included)
- Integrated Light Kit (3-60W Candelabra Bulbs Included)
- DC Remote and Wall Controls (Included)

SPECS

- Blade Sweep Opt. 56"
- Number of Blades 5
- Blade Pitch 13°
- Motor Size (MM) 125 x 25
- AMPS (HI Speed) <1
- Shipping Wt. (lbs.) 7.97
- CU. FT. in Carton 2.31
- Airflow* (Cubic Feet Per Minute) 4,479
- Watts (HI Speed) 32
- Airflow Efficiency* (CFM Per Watt) 140

CEILING DROP DIMENSIONS



A: 8" DR – 22.57"

C: 7.20"

E: 17.27"

B: 8" DR – 11.15"

D: 5.91"

DR = Downrod

*Compare: 49" to 60" ceiling fans have airflow efficiencies ranging from approximately 51 to 176 cubic feet per minute per watt at high speed.





A | Winton Detail

B | Winton Detail

AVAILABLE FINISHES	BLADE OPTIONS	LIGHT KIT OPTIONS
AGWP Aged Bronze/Weathered Pine	Included	Integrated

RELATED PRODUCTS

See Jeremiah Catalog for More Information



FAN CONTROLS

DC Remote Control (Included) DC Wall Control (Included)





Hathaway

Oiled Bronze Hathaway with 56" Custom Carved Classic Ebony Blades and 3-Light Tea Stained Light Kit (Included) | Model-Finish . . . **HA520B**
Blade-Finish. . . **B556C-SB4**
Light-Finish . . . **Included (Optional)**

In a masterful blend of form and function, the Hathaway includes soft, warm light shining through the glass and iron fan body.

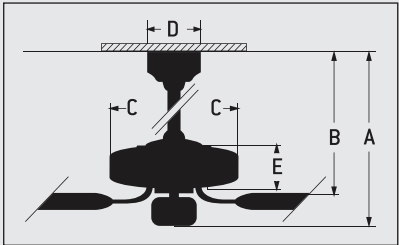
FEATURES

- Energy Saving, 2nd Generation, 6 Speed Reversible DC Motor
- 6" Downrod (Included)
- Limited Lifetime Warranty
- Blades Sold Separately
- Indirect Uplight (3-13W CFL Bulbs Included)
- 3-Light Tea Stained Light Kit Included (Optional) (3-13W CFL Bulbs Included)
- ICS Remote and Wall Controls (Included)
- Switch Housing Cover in Matching Finish (Included)

SPECS

- Blade Sweep Opt. 44", 52", 54", 56"
- Number of Blades 5
- Blade Pitch 14°
- Motor Size (MM) 125 x 3 5
- AMPS (HI Speed) <1
- Shipping Wt. (lbs.) 33.6
- CU. FT. in Carton 4.04
- Airflow* (Cubic Feet Per Minute) 6,074
- Watts (HI Speed) 29
- Airflow Efficiency* (CFM Per Watt)209

CEILING DROP DIMENSIONS



A: 6" DR – 17.0"
A: 6" DR – 22.75" (w/ Light Kit)
C: 18.75"
E: 10.75"
B: 6" DR – 13.5"
D: 5.125"
DR = Downrod

*Compare: 36" to 48" ceiling fans have airflow efficiencies ranging from approximately 71 to 86 cubic feet per minute per watt at high speed.

*Compare: 49" to 60" ceiling fans have airflow efficiencies ranging from approximately 51 to 176 cubic feet per minute per watt at high speed.





A



B



A | Oiled Bronze Hathaway with 56" Custom Carved Classic Traditional Mahogany Blades and 3-Light Tea Stained Light Kit (Included)
Model-Finish . . . **HA520B**
Blade-Finish. . . **B556C-T5**
Light-Finish . . . **Included (Optional)**

B | Oiled Bronze Hathaway with 56" Custom Carved Classic Ebony Blades Shown with Switch Housing Cover
Model-Finish . . . **HA520B**
Blade-Finish. . . **B556C-SB4**
Light-Finish . . . **Included (Not Shown)**

AVAILABLE FINISHES

OB Oiled Bronze

BLADE OPTIONS

Type 1 Blades
(See Pages 234-239)



Type 2 Blades
(See Pages 240-244)



LIGHT KIT OPTIONS

Light Kit Included (Optional)

FAN CONTROLS

ICS Remote Control (Included)



ICS Wall Control (Included)





Leeward

White Leeward with
52" Outdoor Standard White Blades

Model . . . **LW52W**
Blade . . . **B552S-OWH**
Light . . . **Not Shown**

A simple, uncluttered look makes Leeward an equally discerning choice for traditional, contemporary and period homes alike.

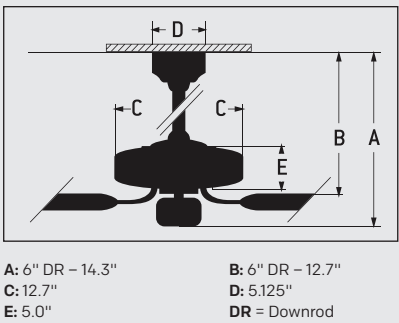
FEATURES

- Standard, 3-Speed Reversible Motor
- 6" Downrod (Included)
- Limited Lifetime Warranty
- Blades Sold Separately
- Light Kit Adaptable (Optional)
- Universal Control Adaptable (Optional) (Indoors Only)
- Suitable for Damp Locations

SPECS

- Blade Sweep Opt. 44", 52"
- Number of Blades 5
- Blade Pitch 12°
- Motor Size (MM) 153 x 12
- AMPS (HI Speed) <1
- Shipping Wt. (lbs.) 14.11
- CU. FT. in Carton 2.2
- Airflow* (Cubic Feet Per Minute) 4,737
- Watts (HI Speed) 65
- Airflow Efficiency* (CFM Per Watt) 73

CEILING DROP DIMENSIONS



*Compare: 49" to 60" ceiling fans have airflow efficiencies ranging from approximately 51 to 176 cubic feet per minute per watt at high speed.



A Oiled Bronze Gilded Leeward with 52" Outdoor Standard Brown Blades
Model-Finish . . **LW52OBG**
Blade-Finish. . . **B552P-OB**
Light-Finish . . . **Not Shown**

B Brushed Satin Nickel Leeward with 52" Outdoor Plus Series Brushed Nickel Blades and Bowl Light Kit
Model-Finish . . **LW52BN**
Blade-Finish. . . **B552P-OB**
Light-Finish . . . **OLK215CFL**







C Brushed Satin Nickel Leeward with 52" Outdoor Plus Series Brushed Nickel Blades
Model-Finish . . **LW52BN**
Blade-Finish . . **B552P-OB**
Light-Finish . . **Not Shown**

D White Leeward with 52" Outdoor Plus Series White Blades
Model-Finish . . **LW52W**
Blade-Finish . . **B552P-OWH**
Light-Finish . . **Not Shown**



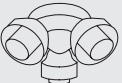
AVAILABLE FINISHES

BN	Brushed Satin Nickel
OBG	Oiled Bronze Gilded
W	White

BLADE OPTIONS

Type 2 Blades (See Pages 240-244)	Type 3 Blades (See Pages 245-246)
	
	
	

LIGHT KIT OPTIONS

Bowl Light Kits (See Pages 254-261)	Complete Light Kits (See Pages 252-264)	Customize Your Own (See Pages 264-268)
		

FAN CONTROLS

Remote Control Adaptable
UCI-2000-2
See Page 274

Wall Control Adaptable
See Page 274



Featured Fan: Kapiz, Pages 96-97

Casual

Ashwood	88	Kona Bay	90
Chaparral	92	Pavilion	94
DC Epic	86	Riata	82
Kapiz	96	Riata Grande	84

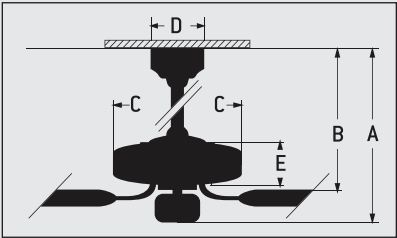


Riata

Aged Bronze Textured Riata with 54"
Premier Rustic Dark Oak Blades

Model . . . **.RT52AG**
Blade . . . **.B554PR-DOK**
Light . . . **.Not Shown**

Meet the Riata ceiling fan Collection. Just like the old ranches they evoke, these fans are as big as they are beautiful and as hard-working as they are efficient. Available with 44", 52", 54" or 56" blades, this heavy-duty 3-speed ceiling fan is available in three decorative finishes – Aged Bronze, Pewter, and Burnt Sienna – including hammered motor housing. With multiple light kit and finish options and an exclusive TCS(Total Control System) remote control, the Riata Collection allows you to kick back and relax. See the coordinating Riata Lighting Series at www.jeremiahcompany.com.

FEATURES	SPECS	CEILING DROP DIMENSIONS
Heavy-Duty, 3-Speed Reversible Motor	Blade Sweep Option. 44", 52", 54", 56"	
3" and 6" Downrods (Included)	Number of Blades 5	
Limited Lifetime Warranty	Blade Pitch 14°	
Blades Sold Separately	Motor Size (MM) 188 x 15	
Light Kit Adaptable (Optional)	AMPS (HI Speed) <1	
Remote and Wall Control Adaptable (Optional)	Shipping Wt. (lbs.) 28.79	<div>A: 3" DR - 13.5"</div> <div>A: 6" DR - 16.5"</div> <div>C: 13.0"</div> <div>E: 5.5"</div> <div>B: 3" DR - 8.0"</div> <div>B: 6" DR - 11.0"</div> <div>D: 6.0"</div> <div>DR = Downrod</div>
	CU. FT. in Carton 2.05	
	Airflow* (Cubic Feet Per Minute) 5,098	
	Watts (HI Speed) 66	
	Airflow Efficiency* (CFM Per Watt) 78	

*Compare: 36" to 48" ceiling fans have airflow efficiencies ranging from approximately 71 to 86 cubic feet per minute per watt at high speed.

*Compare: 49" to 60" ceiling fans have airflow efficiencies ranging from approximately 51 to 176 cubic feet per minute per watt at high speed.



A Aged Bronze Textured Riata with 54" Premier Distressed Teak Blades

Model-Finish **RT52AG**
 Blade-Finish **B554PD-TK7**
 Light-Finish **Not Shown**

B Pewter Riata with 56" Custom Carved Classic Ebony Blades

Model-Finish **RT52PT**
 Blade-Finish **B556C-SB4**
 Light-Finish **Not Shown**

C Burnt Sienna Riata with 54" Premier Distressed Walnut Blades and Light Kit

Model-Finish **RT52BU**
 Blade-Finish **B554PD-WAL**
 Light-Finish **LK35CFL-BU**







D Aged Bronze Textured Riata with 56" Custom Carved Chamberlain Walnut Blades

Model-Finish **RT52AG**
 Blade-Finish **B556C-CH10**
 Light-Finish **Not Shown**




AVAILABLE FINISHES

AG	Aged Bronze Textured
BU	Burnt Sienna
PT	Pewter

BLADE OPTIONS

Type 1 Blades (See Pages 234-239)	Type 2 Blades (See Pages 240-244)
	
	
	

LIGHT KIT OPTIONS

Bowl Light Kits (See Pages 254-261)	Complete Light Kits (See Pages 262-264)	Customize Your Own (See Pages 264-268)
		

RELATED PRODUCTS

See Jeremiah Catalog for More Information



FAN CONTROLS

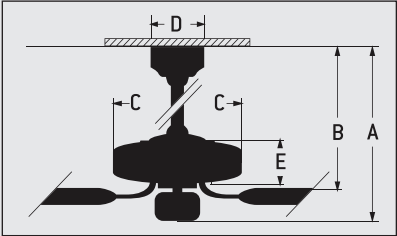
Remote and Wall Controls Adaptable (Optional)
RT-ICS2-(Finish)
 See Page 273



Riata Grande

Aged Bronze Textured Riata Grande with 68" Custom Riata Grande Walnut Blades | Model . . . **RT68AG5**
Blade . . . **Included**
Light . . . **Not Shown**

Bigger and bolder, the Riata Grande is beautiful and as hard-working as it is efficient. Available with a 68" to 70" blade sweep, this heavy-duty 3-speed ceiling fan is available in Aged Bronze and features a hammered motor housing. With multiple light kit and finish options and an exclusive TCS(Total Control System) remote control, the Riata Collection allows you to kick back and relax. See the coordinating Riata Lighting Series at www.jeremiahcompany.com.



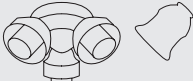
FEATURES	SPECS	CEILING DROP DIMENSIONS
Heavy-Duty, 3-Speed Reversible Motor	Blade Sweep Option. 68"	
3" and 6" Downrods (Included)	Number of Blades 5	
Limited Lifetime Warranty	Blade Pitch..... 14°	
Blades Included	Motor Size (MM) 188 x 25	
Light Kit Adaptable (Optional)	AMPS (HI Speed) <1	
Universal XL Control Available (Optional)	Shipping Wt. (lbs.)..... 30.12	<div>A: 3" DR - 13.5"</div> <div>A: 6" DR - 16.5"</div> <div>C: 13.0"</div> <div>E: 5.5"</div> <div>B: 3" DR - 8.0"</div> <div>B: 6" DR - 11.0"</div> <div>D: 6.0"</div> <div>DR = Downrod</div>
Suitable for Damp Locations	CU. FT. in Carton 2.05	
	Airflow* (Cubic Feet Per Minute) 7,912	
	Watts (HI Speed) 108	
	Airflow Efficiency* (CFM Per Watt) 73	

*Compare: 49" to 60" ceiling fans have airflow efficiencies ranging from approximately 51 to 176 cubic feet per minute per watt at high speed.



A Aged Bronze Textured Riata Grande with 68" Custom Riata Grande Walnut Blades and Light Kit

Model-Finish . . **RT68AG5**
Blade-Finish. . . **Included**
Light-Finish . . . **LK37CFL-AG**

AVAILABLE FINISHES	BLADE OPTIONS	LIGHT KIT OPTIONS		
AG Aged Bronze Textured	Included	Bowl Light Kits (See Pages 254-261)	Complete Light Kits (See Pages 262-264)	Customize Your Own (See Pages 264-268)
				
RELATED ITEMS See Jeremiah Catalog for More Information		FAN CONTROLS		
		Remote Control Adaptable UCIXL-2000 See Page 274		Wall Control Adaptable UCIXL-2000 See Page 274





DC Epic

Pewter DC Epic with 70" Premier Walnut Hand-Scraped Blades

Model-Finish . . .	DCEP70PT
Blade-Finish. . .	B570P-WAL
Light-Finish . . .	Not Shown

At 70" in diameter, this colossal Traditional/Transitional ceiling fan is completely casually cool indoors and out (damp-rated) and totally Epic. Available in Aged Bronze or Oiled Bronze finishes, each fan is appointed with an Energy Saving 6-speed reversible second generation DC motor and DC remote and wall controls. Light kit adaptable, you can customize your fan with multiple blade options, as they are sold separately.

FEATURES	SPECS	CEILING DROP DIMENSIONS
Energy Saving, 2nd Generation, 6 Speed Reversible DC Motor	Blade Sweep Option. 54", 56", 70"	
6" Downrod (Included)	Number of Blades. 5	
Limited Lifetime Warranty	Blade Pitch. 14°	
Blades Sold Separately	Motor Size (MM) 165 x 25	
Light Kit Adaptable (Optional)	AMPS (HI Speed) <1	A: 6" DR - 16.0"
Intelligent Remote and Wall Control (Included)	Shipping Wt. (lbs.) 36.38	C: 14.125"
Suitable for Damp Locations	CU. FT. in Carton 2.57	E: 6.0"
	Airflow (Cubic Feet Per Minute) 6,781	B: 6" DR - 13.0"
	Watts (HI Speed) 26	D: 7.25"
	Airflow Efficiency (CFM Per Watt) 256	DR = Downrod

*Compare: 49" to 60" ceiling fans have airflow efficiencies ranging from approximately 51 to 176 cubic feet per minute per watt at high speed.





A Aged Bronze Textured Epic with 70" Premier Walnut Hand-Scraped Blades

Model-Finish **DCEP70AG**
Blade-Finish **B570P-WAL**
Light-Finish **Not Shown**

B Oiled Bronze Epic with 70" Custom Carved Scalloped Walnut Blades and Light Kit

Model-Finish **DCEP700B**
Blade-Finish **B570C-1**
Light-Finish **LK37CFL-OB**

C Oiled Bronze Epic with 70" Premier Hand-Scraped Teak Blades

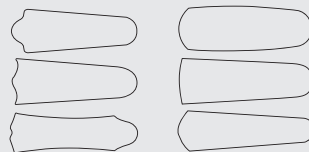
Model-Finish **DCEP700B**
Blade-Finish **B570P-TK7**
Light-Finish **Not Shown**

AVAILABLE FINISHES

AG	Aged Bronze Textured
OB	Oiled Bronze
PT	Pewter

BLADE OPTIONS

Type 1 Blades (See Pages 234-239) **Type 4 Blades** (See Pages 247-248)



LIGHT KIT OPTIONS

Bowl Light Kits (See Pages 254-261) **Complete Light Kits** (See Pages 262-264) **Customize Your Own** (See Pages 264-268)



FAN CONTROLS

IDC2 Remote Control (Included) **IDC2 Wall Control** (Included)





Ashwood

Textured Black/Whiskey Barrel Ashwood with 60" Custom Ashwood Blades | Model . . . **ASH60TBWB5**
Blade . . . **Included**
Light . . . **Integrated**

With the look and feel of fine, decorative wrought iron to the hand-carved look of the contrasting wood band and blades, the delightful charm of the Craftmade Ashwood fan is in the details.

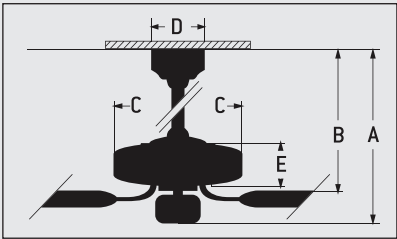
FEATURES

- Heavy-Duty, 3-Speed Reversible Motor
- 10" Downrod (Included)
- Limited Lifetime Warranty
- Custom Ashwood Blades (Included)
- Integrated Light Kit
(3-40W Incandescent Candelabra Bulbs Included)
- Remote and Wall Control (Included)

SPECS

- Blade Sweep Option. 60"
- Number of Blades 5
- Blade Pitch 13°
- Motor Size (MM) 188 x 25
- AMPS (HI Speed) <1
- Shipping Wt. (lbs.) 34.14
- CU. FT. in Carton 3.57
- Airflow*
(Cubic Feet Per Minute) 5,589
- Watts (HI Speed) 52
- Airflow Efficiency*
(CFM Per Watt) 107

CEILING DROP DIMENSIONS



A: 10" DR - 23.8"
C: 11.26"
E: 1.93"
B: 10" DR - 14.57"
D: 6.02"
DR = Downrod





A Ashwood Detail



B Ashwood Detail

AVAILABLE FINISHES

TBWB Textured Black/Whiskey Barrel

BLADE OPTIONS

Included

LIGHT KIT OPTIONS

Integrated

RELATED PRODUCTS

See Jeremiah Catalog for More Information



FAN CONTROLS

ICS Remote Control (Included)



ICS Wall Control (Included)

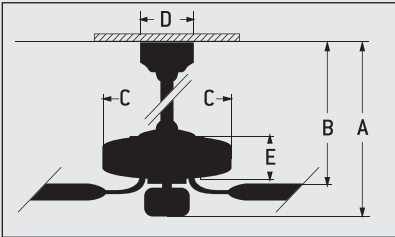




Kona Bay

Brushed Satin Nickel Kona Bay with 56" Tropic Isle Natural Palm Blades | Model . . . **K52BN**
Blade . . . **B556T-PA7**
Light . . . **Not Shown**

Vacation at your place with the island-inspired damp-rated Kona Bay ceiling fan. The Kona Bay fan can be installed indoors or outside with a powerful 3-speed reversible motor. The low speed on this motor is designed for commercial use allowing the beauty of the blade to be visible while the airflow is minimal. Multiple blade choices include custom-carved or traditional solid wood and Tropic Isle blades, or traditional / modern composite blades, and wet-rated tropical, traditional/modern ABS blades. The Kona Bay can be customized with multiple light kit options.

FEATURES	SPECS	CEILING DROP DIMENSIONS
Heavy-Duty, 3-Speed Reversible Motor	Blade Sweep Option. 44", 52", 54", 56", 58"	
3" and 6" Downrods (Included)	Number of Blades. 5	
Limited Lifetime Warranty	Blade Pitch. 16"	
Blades Sold Separately	Motor Size (MM) 188 x 20	
Light Kit Adaptable (Optional)	AMPS (HI Speed) <1	
Remote and Wall Controls Available (Optional)	Shipping Wt. (lbs.) 24.0	<div>A: 3" DR - 12.0"</div> <div>A: 6" DR - 15.0"</div> <div>C: 8.5"</div> <div>E: 7.0"</div> <div>B: 3" DR - 11.0"</div> <div>B: 6" DR - 14.0"</div> <div>D: 5.25"</div> <div>DR = Downrod</div>
Suitable for Damp Locations	CU. FT. in Carton 1.7	
54 RPM on Low Speed for Custom Blade Viewing for Restaurant and Hospitality Mode	Airflow* (Cubic Feet Per Minute) 5,843	
	Watts (HI Speed) 71	
	Airflow Efficiency* (CFM Per Watt) 81	

*Compare: 36" to 48" ceiling fans have airflow efficiencies ranging from approximately 71 to 86 cubic feet per minute per watt at high speed.

*Compare: 49" to 60" ceiling fans have airflow efficiencies ranging from approximately 51 to 176 cubic feet per minute per watt at high speed.



A Oiled Bronze Kona Bay with 54" Premier Distressed Walnut Blades and Light Kit

Model-Finish . . . **K52OB**
Blade-Finish. . . **B554PD-WAL**
Light-Finish . . . **OLK124CFL-OB**

B Brushed Satin Nickel Kona Bay with 54" Tropic Isle Oak Bamboo Blades







Model-Finish . . . **K52OB**
Blade-Finish. . . **B554T-BBO**
Light-Finish . . . **Not Shown**

C Rustic Iron Kona Bay with 52" Plus Series Walnut Blades and Light Kit

Model-Finish **K52RI**
Blade-Finish **B552P-WB6**
Light-Finish **OLK124CFL-RI**

D Brushed Satin Nickel Kona Bay with 54" Tropic Isle Oak Bamboo Blades and Fitter/Glass

Model . . . **K52BN**
Blade . . . **B554T-BBO**
Light . . . **F300CFL-BN/108 Glass**

AVAILABLE FINISHES		BLADE OPTIONS			LIGHT KIT OPTIONS		
BN	Brushed Satin Nickel	Type 1 Blades (See Pages 234-239)	Type 2 Blades (See Pages 240-244)	Type 3 Blades (See Pages 245-246)	Bowl Light Kits (See Pages 254-261)	Complete Light Kits (See Pages 262-264)	Customize Your Own (See Pages 264-268)
OB	Oiled Bronze						
RI	Rustic Iron						

FAN CONTROLS

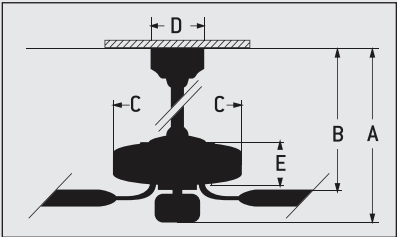
Remote and Wall Control Available (Optional)
K52-ICS-(Finish)
See Page 273



Chaparral

Aged Bronze Textured Chaparral with 54" Premier Rustic Dark Oak Blades | Model . . . **CP52AG**
Blade . . . **B554PR-DOK**
Light . . . **Not Shown**

Rustic and resilient, the Chaparral ceiling fan is built tough. With big ranch living in mind, this relaxed ceiling fan is cast in Aged Bronze with star accents throughout. Adaptable, both indoors and out, the heavy-duty damp-rated Chaparral comes fully-equipped with a powerful 3-speed motor and can be customized with multiple blade and light kit options. While blades are sold separately and remote and wall controls are optional, the Limited Lifetime Warranty is all yours. That's southern hospitality for you. That's Chaparral. See coordinating vanity and outdoor lighting series at www.jeremiahcompany.com and www.exteriorlighting.com.

FEATURES	SPECS	CEILING DROP DIMENSIONS
Heavy-Duty, 3-Speed Reversible Motor	Blade Sweep Option. 44", 52", 54", 56"	
3" and 6" Downrods (Included)	Number of Blades 5	
Limited Lifetime Warranty	Blade Pitch 14°	
Blades Sold Separately	Motor Size (MM) 188 x 15	
Light Kit Adaptable (Optional)	AMPS (HI Speed) <1	
Remote and Wall Controls Available (Optional)	Shipping Wt. (lbs.) 25.35	<p>A: 3" DR - 13.0" A: 6" DR - 16.0" C: 12.5" E: 5.5"</p> <p>B: 3" DR - 8.375" B: 6" DR - 11.375" D: 6.75" DR = Downrod</p>
Suitable for Damp Locations	CU. FT. in Carton 1.87	
	Airflow* (Cubic Feet Per Minute) 5,098	
	Watts (HI Speed) 66	
	Airflow Efficiency* (CFM Per Watt) 78	

*Compare: 36" to 48" ceiling fans have airflow efficiencies ranging from approximately 71 to 86 cubic feet per minute per watt at high speed.

*Compare: 49" to 60" ceiling fans have airflow efficiencies ranging from approximately 51 to 176 cubic feet per minute per watt at high speed.



A Aged Bronze Textured Chaparral with 54" Premier Rustic Dark Oak Blades and Light Kit

Model-Finish . . . **CP52AG**
Blade-Finish. . . **B554PR-DOK**
Light-Finish . . . **OLK124CFL-AG**

B Aged Bronze Textured Chaparral with 54" Premier Hand-Scraped Walnut Blades and Light Kit







Model **CP52AG**
Blade **B554P-WAL**
Light **LK44CFL-AG**

C Aged Bronze Textured Chaparral with 54" Premier Distressed Walnut Blades

Model-Finish **CP52AG**
Blade-Finish **B554PD-WAL**
Light-Finish **Not Shown**



D Aged Bronze Textured Chaparral with 54" Premier Distressed Teak Blades and Light Kit

Model-Finish **CP52AG**
Blade-Finish **B554PD-TK7**
Light-Finish **LK37CFL-AG**

AVAILABLE FINISHES	BLADE OPTIONS			LIGHT KIT OPTIONS		
AG Aged Bronze Textured	Type 1 Blades (See Pages 234-239)	Type 2 Blades (See Pages 240-244)	Type 3 Blades (See Pages 245-246)	Bowl Light Kits (See Pages 254-261)	Complete Light Kits (See Pages 262-264)	Customize Your Own (See Pages 264-268)
						

RELATED PRODUCTS

See Exteriors and Jeremiah Catalogs for More Information



FAN CONTROLS

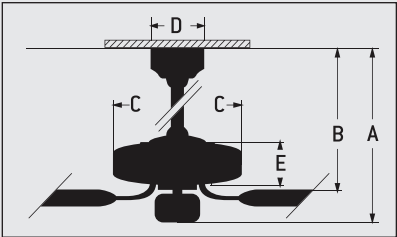
Remote and Wall Controls Available (Optional)
CP-ICS2-(Finish)
See Page 273



Pavilion

Aged Bronze Textured Pavilion | Model **PV52AG**
with 54" Premier Distressed | Blade **B554PD-WAL**
Walnut Blades | Light **Shown with Blank-Out Hub**

Inside or out, the casually traditional style of damp-rated Pavilion ceiling fan is sure to please. Each ceiling fan comes complete with a heavy-duty 3-speed reversible motor, integrated light kit, remote control, and Limited Lifetime Warranty. Plus, available in 3 distinct finishes – Aged Bronze, Antique White Distressed, or Sedona Clay – Pavilion also comes with a matching finish Blank-Out Hub for non-light use.

FEATURES	SPECS	CEILING DROP DIMENSIONS
Heavy-Duty, 3-Speed Reversible Motor	Blade Sweep Option. 44", 52", 54", 56"	
4" and 6" Downrods (Included)	Number of Blades 5	
Limited Lifetime Warranty	Blade Pitch 14°	
Blades Sold Separately	Motor Size (MM) 188 x 15	
Integrated Light Kit (2-60W Candelabra Bulbs Included)	AMPS (HI Speed) <1	
TCS Remote Control (Included)	Shipping Wt. (lbs.) 21.9	<p>A: 4" DR - 16.75" A: 6" DR - 18.75" C: 11.5" E: 4.75"</p> <p>B: 4" DR - 9.0" B: 6" DR - 11.0" D: 5.875" DR = Downrod</p>
TCS-Plus Wall Control Available (Optional)	CU. FT. in Carton 2.46	
Matching Finish Blank-Out Hub for Non-Light Kit Use (Included)	Airflow* (Cubic Feet Per Minute) 6,149	
Suitable for Damp Locations	Watts (HI Speed) 78	
	Airflow Efficiency* (CFM Per Watt) 78	

*Compare: 36" to 48" ceiling fans have airflow efficiencies ranging from approximately 71 to 86 cubic feet per minute per watt at high speed.

*Compare: 49" to 60" ceiling fans have airflow efficiencies ranging from approximately 51 to 176 cubic feet per minute per watt at high speed.



A Antique White Distressed Pavilion with 54" Premier Hand-Scraped Teak Blades

Model-Finish . . . **PV52AWD**
Blade-Finish. . . **B554P-TK7**
Light-Finish . . . **Integrated**

B Aged Bronze Textured Pavilion with 54" Premier Distressed Walnut Blades











Model-Finish . . . **PV52AG**
Blade-Finish. . . **B554PD-WAL**
Light-Finish . . . **Integrated**

C Aged Bronze Textured Pavilion with 56" Tropic Isle Philodendron Light Oak Blades

Model-Finish **PV52AG**
Blade-Finish **B556T-LO1**
Light-Finish **Included**

D Antique White Distressed Pavilion with 54" Premier Antique White Blades

Model-Finish . . . **PV52AWD**
Blade-Finish. . . **B554PD-AW**
Light-Finish . . . **Shown with Blank-Out Hub**

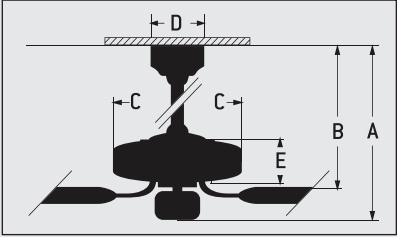
AVAILABLE FINISHES		BLADE OPTIONS			LIGHT KIT OPTIONS
AG	Aged Bronze Textured	Type 1 Blades (See Pages 234-239)	Type 2 Blades (See Pages 240-244)	Type 3 Blades (See Pages 245-246)	Integrated
AWD	Antique White Distressed				Blank-out Hub for Non-Light Kit Use (included)
		  	  	  	
FAN CONTROLS					
TCS Remote Control (Included)				Wall Control Adaptable See Page 274	
TO-TCS-(Finish)					



Kapiz

Brushed Polished Nickel Kapiz with 54" Walnut Blades | Model . . . **KAP54BNK3**
Blade . . . **Included**
Light . . . **Integrated**

The Kapiz fan features a form-fitting mosaic of natural shells in the integrated shade, shimmering softly by day then coming alive in golden radiance when illuminated from within.

FEATURES	SPECS	CEILING DROP DIMENSIONS
Heavy-Duty, 3-Speed Reversible Motor	Blade Sweep Option. 54"	
6" Downrod (Included)	Number of Blades. 3	
Limited Lifetime Warranty	Blade Pitch. 14°	
Blades Included	Motor Size (MM) 172 x 14	
Integrated Light Kit (3-60W Candelabra Bulbs Included)	AMPS (HI Speed) <1	
RCD-103 Remote and Wall Controls (Included)	Shipping Wt. (lbs.) 10.25	<p>A: 6" DR - 21.33" C: 9.05" E: 13.90"</p> <p>B: 6" DR - 10.68" D: 5.16" DR = Downrod</p>
	CU. FT. in Carton 1.92	
	Airflow* (Cubic Feet Per Minute) 5,149	
	Watts (HI Speed) 58	
	Airflow Efficiency* (CFM Per Watt) 88	

*Compare: 36" to 48" ceiling fans have airflow efficiencies ranging from approximately 71 to 86 cubic feet per minute per watt at high speed.

*Compare: 49" to 60" ceiling fans have airflow efficiencies ranging from approximately 51 to 176 cubic feet per minute per watt at high speed.





A

Kapiz (Shown Lit)

AVAILABLE FINISHES

BNK Brushed Polished Nickel

BLADE OPTIONS

Included

LIGHT KIT OPTIONS

Integrated

FAN CONTROLS

RCD-103 Remote Control
(Included)



RCD-103 Wall Control
(Included)





Featured Fan: Mondo 72", Pages 118-119

Modern

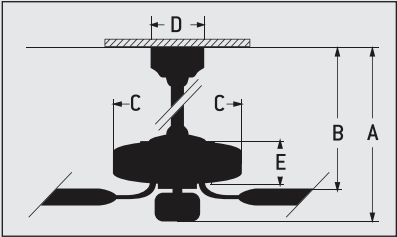
5th Avenue	140	Montreal	124
Atara	112	Silo	141
Civic	144	Sonnet 52"	102
Civic Unipack	146	Sonnet 60"	104
Cosmos Unipack	142	Sonnet 70"	106
Delos	126	South Beach	148
Helios	128	Studio	120
Juna	110	Tangent	114
Kira	138	Triumph	134
Loris	122	Triumph 3	132
Midoro	100	Velocity	136
Mondo 54"	116	Vogue	108
Mondo 72"	118	Zena	130



Midoro

Chrome Midoro with 56" Custom Black Blades and Integrated Frosted White Light Kit with Removable Grille | Model . . . **MO56CH4**
Blade . . . **Included**
Light . . . **Integrated**

Modern with a nod to the mission movement, the Midoro 56" ceiling fan is a breath of fresh air. With stylish verve and artistic appeal, the Midoro has powerful features to boot. With a robust 3-speed reversible motor, you can choose from Chrome with custom black blades or Oiled Bronze with custom Oiled Bronze blades. At 56" this showpiece comes fully-equipped with integrated up and down lighting with removable grill, remote controls, and a Limited Lifetime Warranty.

FEATURES	SPECS	CEILING DROP DIMENSIONS
Heavy-Duty, 3-Speed Reversible Motor	Blade Sweep Option. 56"	
3" and 6" Downrods (Included)	Number of Blades. 4	
Limited Lifetime Warranty	Blade Pitch. 14°	
Custom Midoro Blades (Included)	Motor Size (MM) 188 x 15	
Integrated Uplight (4-25W Candelabra Bulbs Included) and Downlight (2-60W Candelabra Bulbs Included)	AMPS (HI Speed) <1	
Remote Control (Included)	Shipping Wt. (lbs.) 21.77	A: 3" DR - 17.25"
Wall Control Available (Optional)	CU. FT. in Carton 2.83	A: 6" DR - 20.25"
	Airflow* (Cubic Feet Per Minute) 6,100	C: 13.0"
	Watts (HI Speed) 70	D: 5.125"
	Airflow Efficiency* (CFM Per Watt) 86	E: 5.5"
		B: 3" DR - 9.5"
		B: 6" DR - 12.5"
		DR = Downrod

*Compare: 49" to 60" ceiling fans have airflow efficiencies ranging from approximately 51 to 176 cubic feet per minute per watt at high speed.





A Oiled Bronze Midoro with 56" Custom Oiled Bronze Blades and Integrated Light Kit with Removable Grille

Model-Finish . . . **MO56OB4**
Blade-Finish . . . **Included**
Light-Finish . . . **Integrated**

B Oiled Bronze Midoro with 56" Custom Oiled Bronze Blades and Integrated Tea Stained Light Kit with Removable Grille

Model-Finish **MO56OB4**
Blade-Finish **Included**
Light-Finish **Integrated**

C Chrome Midoro with 56" Custom Black Blades and Integrated Light Kit without Removable Grille

Model-Finish **MO56CH4**
Blade-Finish **Included**
Light-Finish **Integrated**

D Oiled Bronze Midoro with 56" Custom Oiled Bronze Blades and Integrated Light Kit without Removable Grille

Model-Finish **MO56OB4**
Blade-Finish **Included**
Light-Finish **Integrated**

AVAILABLE FINISHES

CH	Chrome
OB	Oiled Bronze

BLADE OPTIONS

Included

LIGHT KIT OPTIONS

Integrated

FAN CONTROLS

ICS Remote Control (Included)



ICS Wall Control (Included)





Sonnet 52"

Espresso Sonnet with 52" Light Oak
Blades and Integrated LED Light Kit

Model . . . **SON52ESP**
Blade . . . **BSON52-LOK**
Light . . . **Integrated**

Stripped free of decorative embellishments and extraneous detail, the Sonnet beautifully expresses the art of the ceiling fan at its most basic and elemental. The sleek, Chrome housing accommodates three extraordinary blades and LED lighting.

FEATURES

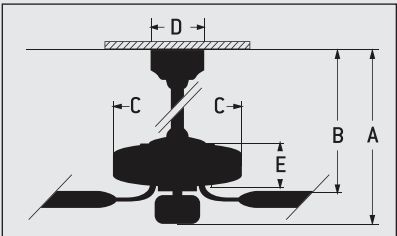
- Energy Saving, 2nd Generation, 6 Speed Reversible DC Motor
- 6" Downrod (Included)
- Limited Lifetime Warranty
- Blades Sold Separately
- Integrated Light Kit (16W LED-2700K)
Optional Blank Light Lens Cover (Included)
- DC Remote and Wall Controls (Included)

LED Specs:
3000K Color Temp
1,252 lm
4.27 Watts
LED Module is Guaranteed for 3 Years

SPECS

- Blade Sweep Option. 52"
- Number of Blades 3
- Blade Pitch Variable
- Motor Size (MM) 165 x 25
- AMPS (HI Speed) <1
- Shipping Wt. (lbs.) 9.5
- CU. FT. in Carton 1.2
- Airflow*
(Cubic Feet Per Minute) 5,915
- Watts (HI Speed) 34
- Airflow Efficiency*
(CFM Per Watt) 175.5

CEILING DROP DIMENSIONS



A: 6" DR - 16.76"
C: 6.32"
E: 9.75"

B: 6" DR - 13.5"
D: 5.12"
DR = Downrod

*Compare: 49" to 60" ceiling fans have airflow efficiencies ranging from approximately 51 to 176 cubic feet per minute per watt at high speed.





Blades Sold Separately



Model-Finish . . . **SON52CH**
Blade-Finish. . . **BSON52-CA**
Light-Finish . . . **Integrated**

Model-Finish . . **SON52CH**
Blade-Finish. . . **BSON52-WAL**
Light-Finish . . . **Integrated**

AVAILABLE FINISHES	BLADE OPTIONS	LIGHT KIT OPTIONS
<div><div>CH</div>Chrome</div> <div><div>ESP</div>Espresso</div>	Model Specific: BSON52-(Finish) CA (Clear Acrylic), LOK (Light Oak), WAL (Walnut)	Integrated Light Kit (16W LED-2700K) (Dimmable) Optional Blank Light Lens Cover (Included)
<div><div>FAN CONTROLS</div><div><div>DC Remote Control (Included)</div><div></div></div><div><div>DC Wall Control (Included)</div><div></div></div></div>		



Sonnet 60"

Chrome Sonnet with 60" Clear Acrylic
Blades and Integrated LED Light Kit

Model-Finish . . . **SON52CH**
Blade-Finish. . . **BSON60-CA**
Light-Finish . . . **Integrated**

Stripped free of decorative embellishments and extraneous detail, the Sonnet beautifully expresses the art of the ceiling fan at its most basic and elemental. The sleek, Chrome housing accommodates three extraordinary blades and LED lighting.

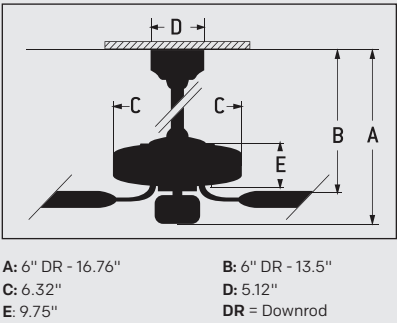
FEATURES

- Energy Saving, 2nd Generation, 6 Speed Reversible DC Motor
 - 6" Downrod (Included)
 - Limited Lifetime Warranty
 - Blades Sold Separately
 - Integrated Light Kit (16W LED-2700K)
Optional Blank Light Lens Cover (Included)
 - DC Remote and Wall Controls (Included)
- LED Specs:**
3000K Color Temp
1,252 lm
4.27 Watts
LED Module is Guaranteed for 3 Years

SPECS

- Blade Sweep Option. 60"
- Number of Blades. 3
- Blade Pitch. Variable
- Motor Size (MM) 165 x 25
- AMPS (HI Speed) <1
- Shipping Wt. (lbs.) 9.5
- CU. FT. in Carton 1.2
- Airflow*
(Cubic Feet Per Minute) 5,915
- Watts (HI Speed) 34
- Airflow Efficiency*
(CFM Per Watt) 175.5

CEILING DROP DIMENSIONS



*Compare: 49" to 60" ceiling fans have airflow efficiencies ranging from approximately 51 to 176 cubic feet per minute per watt at high speed.



Blades Sold Separately



A Espresso Sonnet with 60" Light Oak Blades and Integrated LED Light Kit

Model . . . **SON52ESP**
Blade . . . **BSON60-LOK**
Light . . . **Integrated**

B Chrome Sonnet with 60" Walnut Blades and Integrated LED Light Kit

Model-Finish . . **SON52CH**
Blade-Finish. . . **BSON760-WAL**
Light-Finish . . . **Integrated**

AVAILABLE FINISHES	BLADE OPTIONS	LIGHT KIT OPTIONS
<div><div>CH</div>Chrome</div> <div><div>ESP</div>Espresso</div>	Model Specific: BSON60-(Finish) CA (Clear Acrylic), LOK (Light Oak), WAL (Walnut)	Integrated Light Kit (16W LED-2700K) (Dimmable) Optional Blank Light Lens Cover (Included)

FAN CONTROLS

DC Remote Control (Included) **DC Wall Control** (Included)





Sonnet 70"

Chrome Sonnet with 70" Light Oak
Blades and Integrated LED Light Kit

Model . . . **SON52CH**
Blade . . . **BSON70-LOK**
Light . . . **Integrated**

Stripped free of decorative embellishments and extraneous detail, the Sonnet beautifully expresses the art of the ceiling fan at its most basic and elemental. The sleek, Chrome housing accommodates three extraordinary blades and LED lighting.

FEATURES

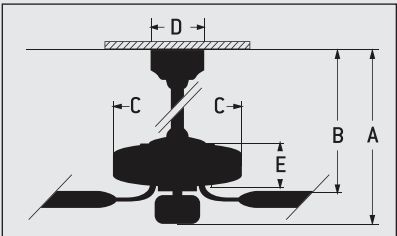
- Energy Saving, 2nd Generation, 6 Speed Reversible DC Motor
- 6" Downrod (Included)
- Limited Lifetime Warranty
- Blades Sold Separately
- Integrated Light Kit (16W LED-2700K)
- Optional Blank Light Lens Cover (Included)
- DC Remote and Wall Controls (Included)

LED Specs:
3000K Color Temp
1,252 lm
4.27 Watts
LED Module is Guaranteed for 3 Years

SPECS

- Blade Sweep Option. 70"
- Number of Blades 3
- Blade Pitch Variable
- Motor Size (MM) 165 x 25
- AMPS (HI Speed) <1
- Shipping Wt. (lbs.) 9.5
- CU. FT. in Carton 1.2
- Airflow*
(Cubic Feet Per Minute) 5,915
- Watts (HI Speed) 34
- Airflow Efficiency*
(CFM Per Watt) 175.5

CEILING DROP DIMENSIONS



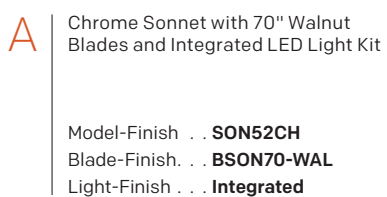
A: 6" DR - 16.76"
C: 6.32"
E: 9.75"



B: 6" DR - 13.5"
D: 5.12"
DR = Downrod


*Compare: 49" to 60" ceiling fans have airflow efficiencies ranging from approximately 51 to 176 cubic feet per minute per watt at high speed.



Blades Sold Separately



AVAILABLE FINISHES	BLADE OPTIONS	LIGHT KIT OPTIONS
<div><div>CH</div>Chrome</div> <div><div>ESP</div>Espresso</div>	Model Specific: BSON70-(Finish) LOK (Light Oak), WAL (Walnut)	Integrated Light Kit (16W LED-2700K) (Dimmable) Optional Blank Light Lens Cover (Included)
<div><div>FAN CONTROLS</div><div><div>DC Remote Control (Included)</div><div></div></div><div><div>DC Wall Control (Included)</div><div></div></div></div>		



Vogue

Titanium Vogue with 54" Custom Titanium Vogue Blades and Integrated Light Kit | Model . . . **VG54TI2**
Blade . . . **Included**
Light . . . **Integrated**

The 54" Vogue ceiling fan makes a stylish statement that is sure to stun. With futuristic features including a unique 2-blade design, this eye-catching fan comes ready with intelligent remote and wall controls and a robust 3-speed reversible motor. Light up a room with the integrated frost white halogen light kit or use the fan without the light with the included blank light lens cover. Choose from 2 modern finishes – Flat Black with Flat Black blades or Titanium with Titanium blades. Plus, with a Limited Lifetime Warranty, you'll be En Vogue forever.

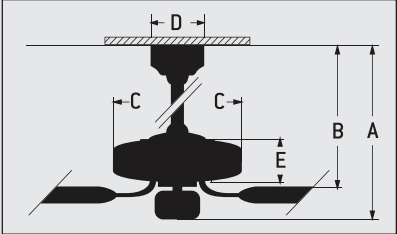
FEATURES

- Heavy-Duty, 3-Speed Reversible Motor
- 16" Downrod (Included)
- Limited Lifetime Warranty
- Custom Vogue Blades (Included)
- Integrated Frost White Light Kit (1-50W JD Halogen Bulb Included)
- Universal Remote and Wall Controls (Included)
- Blank Light Lens Cover (Included)

SPECS

- Blade Sweep Option. 54"
- Number of Blades 2
- Blade Pitch Progressive 18°
- Motor Size (MM) 172 x 20
- AMPS (HI Speed) <1
- Shipping Wt. (lbs.) 8.95
- CU. FT. in Carton 1.8
- Airflow* (Cubic Feet Per Minute) 5,904
- Watts (HI Speed) 64
- Airflow Efficiency* (CFM Per Watt) 92

CEILING DROP DIMENSIONS



A: 16" DR - 23.5" B: 16" DR - 22"
C: 15.25" D: 5.91"
E: 8.125" DR = Downrod

*Compare: 49" to 60" ceiling fans have airflow efficiencies ranging from approximately 51 to 176 cubic feet per minute per watt at high speed.



A



Flat Black Vogue with 54" Custom Flat Black Vogue Blades and Blank Light Lens Cover

Model-Finish . . . **VG54FB2**
Blade-Finish. . . **Included**
Light-Finish . . . **Optional Blank Light Lens Cover**

AVAILABLE FINISHES

- FB** Flat Black
- TI** Titanium

BLADE OPTIONS

Included - Model Specific

LIGHT KIT OPTIONS

Integrated with
Optional Blank Light Lens Cover (Included)

FAN CONTROLS

Remote Control (UC-2000-2)
(Included)



Remote Wall (UC-2000-2)
(Included)

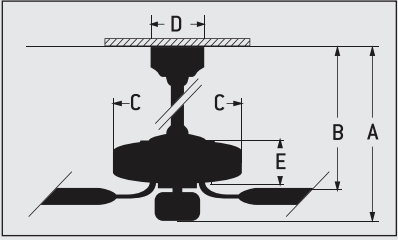




Juna

Polished Nickel Juna with 54" Custom Flat Black Blades and Integrated Light Kit | Model . . . **JU54PLN3**
Blade . . . **Included**
Light . . . **Integrated**

Futuristic and innovative, the Juna ceiling fan is definitely from another world. With 3 finishes and an Integrated light kit, this 54" heavy-duty 3-speed fan comes with a remote control.

FEATURES	SPECS	CEILING DROP DIMENSIONS
Heavy-Duty, 3-Speed Reversible Motor	Blade Sweep Option. 54"	
3" and 6" Downrods (Included) - For Longer Downrods Use CH	Number of Blades 3	
Limited Lifetime Warranty	Blade Pitch 14°	
Custom Juna Blades (Included)	Motor Size (MM) 188 x 15	
Integrated Light Kit (2-50W JD Halogen Bulbs Included)	AMPS (HI Speed) <1	
Remote Control (Included)	Shipping Wt. (lbs.) 27.33 (Est.)	
	CU. FT. in Carton 2.13 (Est.)	
	Airflow* (Cubic Feet Per Minute) 6,207	A: 3" DR - 13.5"
	Watts (HI Speed) 76	A: 6" DR - 16.5"
	Airflow Efficiency* (CFM Per Watt) 81	C: 11.02"
		E: 11.02"
		B: 3" DR - 9.5"
		B: 6" DR - 12.5"
		D: 6.0"
		DR = Downrod

*Compare: 49" to 60" ceiling fans have airflow efficiencies ranging from approximately 51 to 176 cubic feet per minute per watt at high speed.





A Polished Nickel Juna with 54" Custom Galaxy Blades and Integrated Moon-Crater Glass Light Kit
Model-Finish . . . **JU54GLX3**
Blade-Finish. . . **Included**
Light-Finish . . . **Integrated**

B Stainless Steel Juna with 54" Custom Brushed Nickel Blades and Integrated Light Kit
Model-Finish . . . **JU54SS3**
Blade-Finish. . . **Included**
Light-Finish . . . **Integrated**

C White Juna with 54" Custom White Blades and Integrated Light Kit
Model-Finish . . . **JU54W3**
Blade-Finish . . . **Included**
Light-Finish . . . **Integrated**

D Stainless Steel Juna with 54" Custom Walnut Blades and Integrated Light Kit
Model-Finish . . . **JU54SSW3**
Blade-Finish . . . **Included**
Light-Finish . . . **Integrated**

AVAILABLE FINISHES

PLN	Polished Nickel
SS	Stainless Steel
W	White

BLADE OPTIONS

Model Specific:
Galaxy Juna – Galaxy Blades
Polished Nickel Juna – Flat Black Blades
Stainless Steel Juna – Brushed Nickel Blades
Stainless Steel Juna – Walnut Blades
White Juna – White Blades

LIGHT KIT OPTIONS

Integrated

FAN CONTROLS

TCS Remote Control (Included)





Shown with Reversible Maple Blades

Shown with Reversible Mahogany Blades

Atara

Brushed Polished Nickel Atara with 52" Reversible Maple (Shown)/Mahogany Blades | ModelATA52BNK5
BladeIncluded
LightIntegrated

The sleek shape flows brilliantly into an integrated down-light. Atara brings maximum excitement to minimalist design and is as comfortable to live with as it is beautiful to look at.

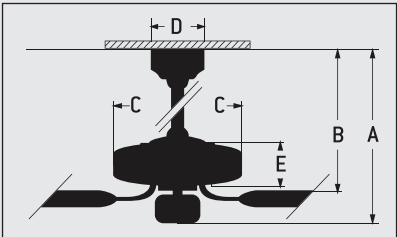
FEATURES

- Standard 3-Speed Reversible Motor
- 6" Downrod (Included)
- Limited Lifetime Warranty
- Blades Included
- Integrated Light Kit (1-13W GU24 CFL Bulbs Included)
- Both Fan Controls Available (Optional)

SPECS

- Blade Sweep Option. 52"
- Number of Blades. 5
- Blade Pitch. 12°
- Motor Size (MM) 153 x 12
- AMPS (HI Speed) <1
- Shipping Wt. (lbs.). 18.38
- CU. FT. in Carton 1.73
- Airflow* (Cubic Feet Per Minute) 4,684
- Watts (HI Speed) 66
- Airflow Efficiency* (CFM Per Watt)92

CEILING DROP DIMENSIONS



A: 6" DR - 16.73" B: 6" DR - 12.6"
C: 10.12" D: 5.78"
E: 4.41" DR = Downrod

*Compare: 49" to 60" ceiling fans have airflow efficiencies ranging from approximately 51 to 176 cubic feet per minute per watt at high speed.





A

Aged Bronze Brushed Atara with 52" Reversible Dark Oak/Mahogany (Shown) Blades

Model . . . **ATA52BNK5**

Blade . . . **Included**

Light . . . **Integrated**

B

White Atara with 52" Reversible White (Shown)/Maple Blades

Model . . . **ATA52W5**

Blade . . . **Included**

Light . . . **Integrated**

AVAILABLE FINISHES	BLADE OPTIONS	LIGHT KIT OPTIONS
<div>ABZ</div> Aged Bronze Brushed	Included	Integrated
<div>BNK</div> Brushed Polished Nickel		
<div>W</div> White		

FAN CONTROLS

Remote/Wall Control Adaptable

UCI-2000-2

See Pages 274



Tangent

Brushed Polished Nickel | Model **TAN56BNK5**
Tangent with 56" Reversible Blade **Included**
Walnut /Flat Black (Shown) Light **Integrated**
Blades and Integrated Light Kit

The Tangent is an alluring reinterpretation of mid-century industrial design. With its unique cable support, the sleek housing looks as if it is suspended only by the cable.

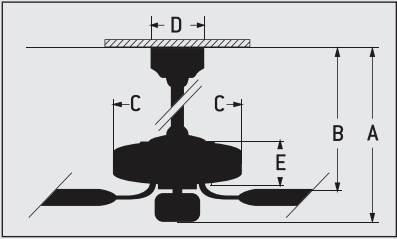
FEATURES

- Heavy-Duty, 3-Speed Reversible Motor
- 8" Downrod (Included)
- Limited Lifetime Warranty
- Blades Included
- Integrated Light Kit (1-75 JD E11 Halogen Bulb Included)
- Remote and Wall Controls (Included)
- Brushed Polished Nickel uses Stainless Steel Accessories

SPECS

- Blade Sweep Option. 56"
- Number of Blades 5
- Blade Pitch 14°
- Motor Size (MM) 188 x 19
- AMPS (HI Speed) <1
- Shipping Wt. (lbs.) 25.35
- CU. FT. in Carton 2.45
- Airflow* (Cubic Feet Per Minute) 5,855
- Watts (HI Speed) 83
- Airflow Efficiency* (CFM Per Watt) 71

CEILING DROP DIMENSIONS



A: 8" DR - 18.5" B: 8" DR - 11.41"
C: 11.42" D: 5.83"
E: 6.81" DR = Downrod

*Compare: 49" to 60" ceiling fans have airflow efficiencies ranging from approximately 51 to 176 cubic feet per minute per watt at high speed.



A



A Brushed Polished Nickel Tangent with 56" Reversible Walnut (Shown)/Flat Black Blades and Integrated Light Kit

Model-Finish . . . **TAN56BNK5**
Blade-Finish . . . **Included**
Light-Finish . . . **Integrated**

AVAILABLE FINISHES

BNK Brushed Polished Nickel

BLADE OPTIONS

Included (Reversible Walnut/Flat Black)

LIGHT KIT OPTIONS

Integrated

FAN CONTROLS

RCR Remote Control
UC-2000
(Included)



WCI-100 Wall Control
UC-2000-1
(Included)





Mondo 54"

Brushed Polished Nickel Mondo 54"
with Silver Aluminum Blades

Model . . . **MND54BNK3**
Blade . . . **Included**
Light . . . **Optional**

A picture of modern design, the functional minimalism of the Mondo 54" ceiling fan is also a product of advanced engineering. The unique aileron design of the three long, graceful blades move air with remarkable efficiency.

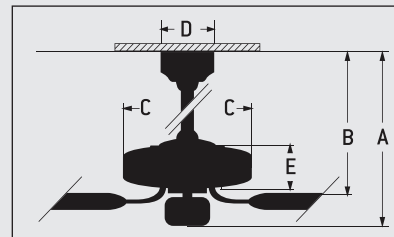
FEATURES

Energy Saving, 2nd Generation, 6 Speed Reversible DC Motor
6" Downrod (Included)
Limited Lifetime Warranty
Blades Included
Light Kit Adaptable
DC Remote and Wall Controls (Included)
Blades Must be Mounted at Least 10' Above the Floor for Safety.
Suitable for Damp Locations
Brushed Polished Nickel uses Stainless Steel Accessories

SPECS

Blade Sweep Option. 54"
Number of Blades 3
Blade Pitch 13°
Motor Size (MM) 125 x 30
AMPS (Hi Speed) <1
Shipping Wt. (lbs.) 6.18
CU. FT. in Carton 1.73
Airflow*
(Cubic Feet Per Minute) 5,424
Watts (Hi Speed) 33
Airflow Efficiency*
(CFM Per Watt) 164

CEILING DROP DIMENSIONS



A: 6" DR - 15.51"
C: 8.11"
E: 9.26"

B: 6" DR - 13.51"
D: 5.11"
DR = Downrod

*Compare: 49" to 60" ceiling fans have airflow efficiencies ranging from approximately 51 to 176 cubic feet per minute per watt at high speed.



A



A Espresso Mondo 54" with Espresso Aluminum Blades and LED Light Kit

Model-Finish . . **MND54ESP3**
Blade-Finish. . . **Included**
Light-Finish . . . **LK104-ESP-LED**

AVAILABLE FINISHES

- BNK** Brushed Polished Nickel
- ESP** Espresso

BLADE OPTIONS

Included

LIGHT KIT OPTIONS

Optional

FAN CONTROLS

DC Remote Control (Included) DC Wall Control (Included)





Mondo 72"

Brushed Polished Nickel Mondo 72" with
Silver Aluminum Blades and
LED Light Kit

Model-Finish . . . **MND72BNK6**
Blade-Finish. . . **Included**
Light-Finish . . . **LK104-BNK-LED**

A picture of modern design, the functional minimalism of the Mondo 72" ceiling fan is also a product of advanced engineering. The unique aileron design of the six long, graceful blades move air with remarkable efficiency.

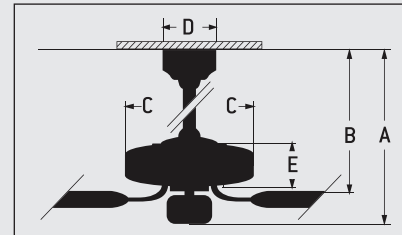
FEATURES

Energy Saving, 2nd Generation, 6 Speed
Reversible DC Motor
6" Downrod (Included)
Limited Lifetime Warranty
Blades Included
Light Kit Adaptable
DC Remote and Wall Controls (Included)
Blades Must be Mounted at Least 10' Above
the Floor for Safety.
Suitable for Damp Locations
Brushed Polished Nickel uses Stainless Steel
Accessories

SPECS

Blade Sweep Option. 72"
Number of Blades 6
Blade Pitch 13°
Motor Size (MM) 165 x 25
AMPS (HI Speed) <1
Shipping Wt. (lbs.) 9.42
CU. FT. in Carton 2.88
Airflow*
(Cubic Feet Per Minute) 5,915
Watts (HI Speed) 34
Airflow Efficiency*
(CFM Per Watt) 176

CEILING DROP DIMENSIONS



A: 6" DR - 15.51"
C: 6.31"
E: 9.59"

B: 6" DR - 13.23"
D: 5.11"
DR = Downrod

*Compare: 49" to 60" ceiling fans have airflow efficiencies ranging from approximately 51 to 176 cubic feet per minute per watt at high speed.



A



A Espresso Mondo 72" with Espresso Aluminum Blades

Model-Finish . . . **MND72ESP6**
Blade-Finish. . . **Included**
Light-Finish . . . **Optional**

AVAILABLE FINISHES

- BNK** Brushed Polished Nickel
- ESP** Espresso

BLADE OPTIONS

Included

LIGHT KIT OPTIONS

Light Kit Adaptable

FAN CONTROLS

DC Remote Control
(Included)



DC Wall Control
(Included)





Studio

Polished Nickel Studio with 54" Reversible Walnut /Jet Black (Shown) Blades and Integrated Light Kit | Model . . . **STU54PLN3**
Blade . . . **Included**
Light . . . **Integrated**

Stark, simple and elegant, the cylindrical profile of the Studio fan incorporates a trio of long, beautifully proportioned blades – it’s truly poetry in motion.

FEATURES	SPECS	CEILING DROP DIMENSIONS
Energy Saving, 2nd Generation, 6 Speed Reversible DC Motor	Blade Sweep Option. 54"	<div>F: 16.25" H: 6.61" F: 16.25" G: 8.66"</div>
Limited Lifetime Warranty	Number of Blades 3	
Reversible (Walnut/Jet Black) Blades Included	Blade Pitch..... 14°	
Integrated Light Kit with Amber Inner/Clear Hammered Outer Glass (1-13W CFL Bulb Included)	Motor Size (MM) 153 x 20	
IDC2 Remote and Wall Controls (Included)	AMPS (HI Speed) <1	
	Shipping Wt. (lbs.) 18.3	
	CU. FT. in Carton 2.13	
	Airflow* (Cubic Feet Per Minute)..... 6,359	
	Watts (HI Speed) 29	
	Airflow Efficiency* (CFM Per Watt) 222	

*Compare: 49" to 60" ceiling fans have airflow efficiencies ranging from approximately 51 to 176 cubic feet per minute per watt at high speed.





A

Polished Nickel Studio with 54" Reversible Walnut (Shown) /Jet Black Blades and Integrated Light Kit

Model . . . **STU54PLN3**
Blade . . . **Included**
Light . . . **Integrated**

AVAILABLE FINISHES

PLN Polished Nickel

BLADE OPTIONS

Included

LIGHT KIT OPTIONS

Integrated

FAN CONTROLS

IDC2 Remote Control
(Included)



IDC2 Wall Control
(Included)





Loris

Stainless Steel Loris with 52" Custom Loris Brushed Nickel Blades and Integrated Light Kit Model . . . **L052SS3**
Blade . . . **Included**
Light . . . **Integrated**

With its stainless steel finish, its trio of elliptical blades complemented by smoothly sculpted blade arms, the industrial-chic Loris seems an echo of the tranquil days of early 20th-century design.

FEATURES	SPECS	CEILING DROP DIMENSIONS
Standard, 3-Speed Reversible Motor	Blade Sweep Option. 52"	
6" Downrod (Included)	Number of Blades 3	
Limited Lifetime Warranty	Blade Pitch 12°	
Custom Loris Blades (Included)	Motor Size (MM) 153 x 13	
Integrated Light Kit (1-75W E-11 Mini-Can Halogen Bulb Included)	AMPS (HI Speed) <1	A: 6" DR - 14.3"
UCI Remote and Wall Controls (Included)	Shipping Wt. (lbs.) 15	B: 6" DR - 11.1"
	CU. FT. in Carton 1.49	C: 9.8"
	Airflow* (Cubic Feet Per Minute) 4,684	E: 9.3"
	Watts (HI Speed) 51	G: 5.5"
	Airflow Efficiency* (CFM Per Watt) 92	

*Compare: 49" to 60" ceiling fans have airflow efficiencies ranging from approximately 51 to 176 cubic feet per minute per watt at high speed.



A



A | Loris Detail

AVAILABLE FINISHES

SS Stainless Steel

BLADE OPTIONS

Included

LIGHT KIT OPTIONS

Integrated

FAN CONTROLS

UCI Remote Control
(Included)



UCI Wall Control
(Included)





Montreal

Flat Black Montreal with 44" Custom Flat Black Blades and Integrated Light Kit

Model . . .	MN44FB4
Blade . . .	Included
Light . . .	Integrated

Clean and modern, the Montreal ceiling fan is smart and stylish. At 44" in diameter, this efficient 3-speed ceiling fan includes an integrated opal frost light kit and both intelligent remote and wall controls. Finished in your choice of Stainless Steel with Flat Black blades or Flat Black with Flat Black blades.

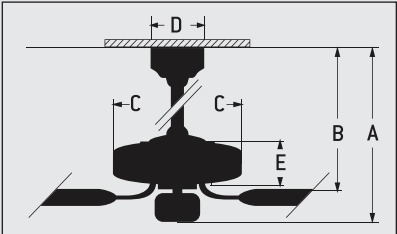
FEATURES

- Heavy-Duty, 3-Speed Reversible Motor
- 6" Downrod (Included)
- Limited Lifetime Warranty
- Custom Montreal Blades (Included)
- Integrated Opal Frost Light Kit (1-50W JD Halogen Bulb Included)
- Universal Remote and Wall Controls (Included)

SPECS

- Blade Sweep Option. 44"
- Number of Blades 4
- Blade Pitch 13°
- Motor Size (MM) 153 x 15
- AMPS (HI Speed) <1
- Shipping Wt. (lbs.) 7.1
- CU. FT. in Carton 1.3
- Airflow* (Cubic Feet Per Minute) 4,548
- Watts (HI Speed) 49
- Airflow Efficiency* (CFM Per Watt) 93

CEILING DROP DIMENSIONS



A: 6" DR - 15.0"
C: 8.25"
E: 7.5"
B: 6" DR - 11.25"
D: 5.75"
DR = Downrod

*Compare: 49" to 60" ceiling fans have airflow efficiencies ranging from approximately 51 to 176 cubic feet per minute per watt at high speed.



A



A Stainless Steel Montreal with 44" Custom Flat Black Blades and Integrated Light Kit


Model . . . **MN44SS4**
Blade . . . **Included**
Light . . . **Integrated**

Universal Remote Control System
Remote Control adaptable.
See Pages 269 for available Universal Controls


AVAILABLE FINISHES	BLADE OPTIONS	LIGHT KIT OPTIONS
<div>FB Flat Black</div> <div>SS Stainless Steel</div>	Included	Integrated

FAN CONTROLS

Universal Remote Control (Included)



Universal Wall Control (Included)





Delos

Chrome Delos Shown with 4 Blade Configuration and 52" Custom Delos Flat Black Blades and Included (Optional) Light Kit

Model . . . **DE52CH4**
Blade . . . **Included**
Light . . . **Included (Optional)**

Delos is absolutely ingenious. It's a heavy-duty 52" ceiling fan that runs big but can fit into small spaces. With the small space flushmount installation kit, you can put this minimalist, modern stunner just about anywhere. Finished in sleek Chrome with 4 custom flat black blades and an integrated optional use frost white light kit, the Delos three-speed reversible motor packs quite a punch. With intelligent remote and wall controls plus a Limited Lifetime Warranty, Delos is an excellent choice.

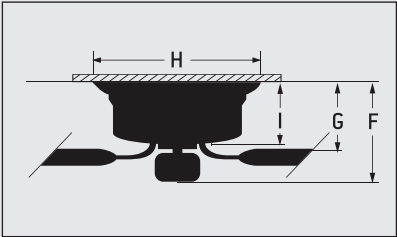
FEATURES

- Heavy-Duty, 3-Speed Reversible Motor
- Small Space Flushmount Installation
- Limited Lifetime Warranty
- Custom Delos Blades Included - 2 or 4 Blade Installation
- Included (Optional) Frost White Light Kit (1-100 Watt JD Halogen/Bulb Included)
- Intelligent Remote and Wall Controls (Included)

SPECS

- Blade Sweep Option. 52"
- Number of Blades 2 or 4
- Blade Pitch 14°
- Motor Size (MM) 188 x 15
- AMPS (HI Speed) <1
- Shipping Wt. (lbs.) 22.83
- CU. FT. in Carton 1.88
- Airflow* (Cubic Feet Per Minute) 5,099
- Watts (HI Speed) 63
- Airflow Efficiency* (CFM Per Watt) 80

CEILING DROP DIMENSIONS



F: 16" w/ Light Kit
F: 11.5 " w/o Light Kit
H: 9.25"

G: 9.5"
I: 7.0"
DR = Downrod

*Compare: 49" to 60" ceiling fans have airflow efficiencies ranging from approximately 51 to 176 cubic feet per minute per watt at high speed.



A



A Chrome Delos Shown with 2 Blade Configuration with 52" Custom Delos Flat Black Blades and Included (Optional) Light Kit

Model-Finish . . . **DE52CH4**
Blade-Finish. . . **Included**
Light-Finish . . . **Included (Optional)**

AVAILABLE FINISHES

CH Chrome

BLADE OPTIONS

Included - 2 or 4 Blade Option

LIGHT KIT OPTIONS

Included (Optional)
Optional Blank-Off Cover

FAN CONTROLS

IC Remote Control
(Included)



WCI-100B Wall Control
(Included)





Helios

Stainless Steel Helios with 52" Brushed Nickel Blades and Integrated White Frost Glass Light Kit | Model-Finish . . . **HE52SS5**
Blade-Finish. . . **Included**
Light-Finish . . . **Integrated**

Simply modern, the Helios ceiling fan is stylish and sophisticated. Since the 52" Helios is equipped with the Tri-Mount system, the fan can be installed as a semi-flushmount, a standard ceiling downrod mount, or angled ceiling downrod mount. With the integrated frost light kit and optional Universal remote controls, the Helios is as straightforward as it gets. Limited Lifetime Warranty included.

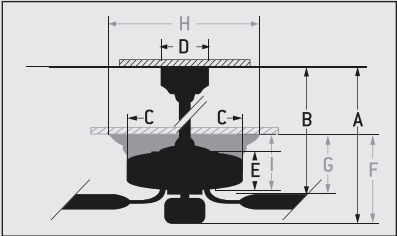
FEATURES

- Heavy-Duty, 3-Speed Reversible Motor
- 6" Downrod (Included)
- Limited Lifetime Warranty
- Custom Helios Blades (Included)
- Integrated Light Kit
(1-75W E11 Mini-Can Halogen Bulb Included)
- Universal Control Adaptable (Optional)
- Tri-Mount System, Standard with Both Semi-Flushmount and Ball Hanger Mounting Systems for Flat or Angled Ceilings (Included)

SPECS

- Blade Sweep Option. 52"
- Number of Blades. 5
- Blade Pitch. 13°
- Motor Size (MM) 172 x 16
- AMPS (HI Speed) <1
- Shipping Wt. (lbs.) 22.71
- CU. FT. in Carton 2.34
- Airflow*
(Cubic Feet Per Minute) 5,150
- Watts (HI Speed) 59
- Airflow Efficiency*
(CFM Per Watt) 87

CEILING DROP DIMENSIONS



A: 6" DR - 17.2"
B: 6" DR - 11.9"
C: 12.3"
D: 5.1"
E: 9.3"
F: 11.7"
G: 6.5"
H: 5.1"
I: 9.3"
DR = Downrod

*Compare: 49" to 60" ceiling fans have airflow efficiencies ranging from approximately 51 to 176 cubic feet per minute per watt at high speed.



A



B



A White Helios with 52" White Blades and Integrated White Frost Glass Light Kit

Model-Finish . . . **HE52W5**
Blade-Finish . . . **Included**
Light-Finish . . . **Integrated**

B Oiled Bronze Gilded Helios with 52" Reversible Walnut (Shown)/Oiled Bronze Blades and Integrated Amber Frost Glass Light Kit Shown as Semi-Flushmount Installation

Model . . . **HE52OBG5**
Blade . . . **Included**
Light . . . **Integrated**

AVAILABLE FINISHES

- OBG** Oiled Bronze Gilded
- SS** Stainless Steel
- W** White

BLADE OPTIONS

Model Specific - All Available Options Shown

LIGHT KIT OPTIONS

Integrated

FAN CONTROLS

Remote and Wall Control Adaptable
See Pages 274



Zena

Stainless Steel Zena with 56" Custom Zena Blades | Model . . . **ZE56SS5**
Blade . . . **Included**
Light . . . **Optional**

A modern silhouette with decidedly aerodynamic forms, the Zena is a refreshing take on ceiling fan design. Crisp, clean, lines and the elliptical shape of the blade irons carries through the detailing of the beautifully contoured blades.

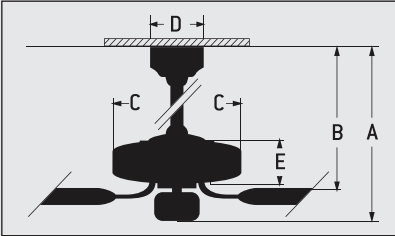
FEATURES

- Heavy-Duty, 3-Speed Reversible Motor
- 6" Downrod (Included)
- Limited Lifetime Warranty
- Custom Zena ABS Blades with Aileron (Included)
- Light Kit Adaptable (Optional)
- Hand-Held Remote and Wall Controls Available (Optional)
- ICS Remote and Wall Controls Available (Optional)

SPECS

- Blade Sweep Option. 56"
- Number of Blades 5
- Blade Pitch 14°
- Motor Size (MM) 188 x 15
- AMPS (HI Speed) <1
- Shipping Wt. (lbs.) 21.73
- CU. FT. in Carton 1.9
- Airflow* (Cubic Feet Per Minute) 6,500
- Watts (HI Speed) 74
- Airflow Efficiency* (CFM Per Watt) 88

CEILING DROP DIMENSIONS



A: 6" DR - 15.7" B: 6" DR - 13.3"
C: 13.0" D: 6.0"
E: 4.9" DR = Downrod

*Compare: 49" to 60" ceiling fans have airflow efficiencies ranging from approximately 51 to 176 cubic feet per minute per watt at high speed.





A Oiled Bronze Gilded Zena with 56" Custom Zena Blades




Model-Finish . . . **ZE56OBG5**
Blade-Finish. . . **Included**
Light-Finish . . . **Optional**

B Stainless Steel Zena with 56" Custom Zena Blades and Complimentary Frost White Bowl Light Kit

Model . . . **ZE56SS5**
Blade . . . **Included**
Light . . . **ZELKCFL-SS**

C Oiled Bronze Gilded Zena with 56" Custom Zena Blades and Complimentary Amber Frost Bowl Light Kit

Model-Finish **ZE56OBG5**
Blade-Finish **Included**
Light-Finish **ZELKCFL-OBG**

AVAILABLE FINISHES		BLADE OPTIONS	LIGHT KIT OPTIONS		
OBG	Oiled Bronze Gilded	Model Specific - All Available Options Shown ABS Blades	Bowl Light Kits (See Pages 254-261)	Complete Light Kits (See Pages 262-264)	Customize Your Own (See Pages 264-268)
SS	Stainless Steel				
FAN CONTROLS					
ICS Remote and Wall Control Adaptable ZE-ICS-(Finish) See Pages 273					



Triumph 3

Stainless Steel Triumph 3 with 52" | Model . . . **TR352SS3**
Triumph 3 Brushed Nickel Blades | Blade . . . **Included**
and Integrated Light Kit | Light . . . **Integrated**

Simply perfect, Triumph is truly a modern romance. Sleek and sophisticated, this semi-flushmount or downrod mount stunner embodies modern elegance with its rounded blades and streamlined design. At 52" in diameter, each ceiling fan includes a heavy-duty 3-speed reversible motor, integrated halogen light kit, remote control, and Limited Lifetime Warranty. A blank-out light lens cover is included for fan use without a light.

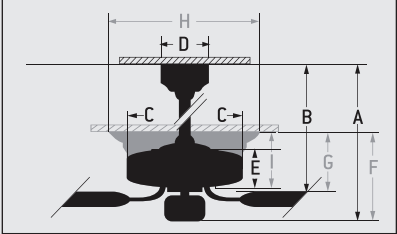
FEATURES

- Heavy-Duty, 3-Speed Reversible Motor
- 6" Downrod (Included)
- Limited Lifetime Warranty
- Custom Triumph Blades (Included)
- Integrated Light Kit (1-75W Mini-Can Halogen Bulb Included)
- Remote and Wall Controls (Included)
- Convertible Downrod Mount to Semi-Flushmount Canopy (Included)
- Blank-Out Light Lens Cover (Included)

SPECS

- Blade Sweep Option. 52"
- Number of Blades 3
- Blade Pitch 14°
- Motor Size (MM) 188 x 15
- AMPS (HI Speed) <1
- Shipping Wt. (lbs.) 26.24
- CU. FT. in Carton 2.52
- Airflow* (Cubic Feet Per Minute) 5,690
- Watts (HI Speed) 71
- Airflow Efficiency* (CFM Per Watt) 79

CEILING DROP DIMENSIONS



- A: 6" DR - 19.0"
- B: 6" DR - 14.75"
- C: 13.0"
- D: 8.0"
- E: 8.0"
- F: 12.875"
- G: 8.0"
- H: 8.0"
- I: 11.0"
- DR = Downrod

*Compare: 49" to 60" ceiling fans have airflow efficiencies ranging from approximately 51 to 176 cubic feet per minute per watt at high speed.



A



A | Stainless Steel Triumph 3 with 52" Triumph
3 Brushed Nickel Blades and Blank-Out Light
Lens Cover (Included)
(Shown as Semi-Flushmount)

Model-Finish . . . **TR352SS3**
Blade-Finish. . . **Included**
Light-Finish . . . **Not Shown**

AVAILABLE FINISHES

SS Stainless Steel

BLADE OPTIONS

Included

LIGHT KIT OPTIONS

Integrated with Blank Light Lens Cover (Included)

FAN CONTROLS

ICS Remote Control (Included)



ICS Wall Control (Included)





Triumph

Stainless Steel Triumph with 52" Custom Brushed Nickel Blades | Model . . . **TR52SS5**
Blade . . . **Included**
Light . . . **Integrated**

A Triumph of design and sophistication. This fan can be a semi-flushmount or downrod mounted stunner and embodies modern elegance with its rounded blades and streamlined design. Each ceiling fan includes a heavy-duty 3-speed reversible motor, integrated halogen light kit, remote control and Limited Lifetime Warranty. Also, you can choose from a variety of luxurious finishes. Wall controls are available, and custom Triumph blades are included. A blank-out light lens cover is included for fan use without a light.

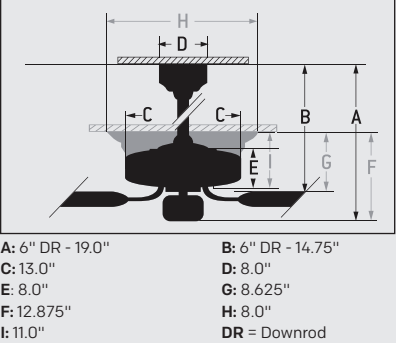
FEATURES

- Heavy-Duty, 3-Speed Reversible Motor
- 6" Downrod (Included)
- Limited Lifetime Warranty
- Custom Triumph Blades (Included)
- Integrated Light Kit (1-75W Mini-Can Halogen Bulb Included)
- Remote and Wall Controls (Included)
- Convertible Downrod Mount to Semi-Flush Canopy (Included)
- Blank-Out Light Lens Cover (Included)

SPECS

- Blade Sweep Option. 52"
- Number of Blades 5
- Blade Pitch 14°
- Motor Size (MM) 188 x 15
- AMPS (HI Speed) <1
- Shipping Wt. (lbs.) 26.24
- CU. FT. in Carton 2.52
- Airflow* (Cubic Feet Per Minute) 5,690
- Watts (HI Speed) 71
- Airflow Efficiency* (CFM Per Watt) 79

CEILING DROP DIMENSIONS



*Compare: 49" to 60" ceiling fans have airflow efficiencies ranging from approximately 51 to 176 cubic feet per minute per watt at high speed.





A Oiled Bronze Triumph with 52" Custom Oiled Bronze Blades

Model-Finish . . . **TR52OB5**
Blade-Finish. . . **Included**
Light-Finish . . . **Integrated**

B White Triumph with 52" Custom White Blades

Model-Finish . . . **TR52W5**
Blade-Finish. . . **Included**
Light-Finish . . . **Integrated**

C Brushed Satin Nickel Triumph with 52" Custom Brushed Nickel Blades (Shown as Semi-Flush)

Model-Finish . . . **TR52BN5**
Blade-Finish. . . **Included**
Light-Finish . . . **Integrated**

D Brushed Satin Nickel Triumph with 52" Custom Brushed Nickel Blade and Optional Blank-Out Light Lens Cover

Model-Finish **TR52BN5**
Blade-Finish **Included**
Light-Finish **Included (Optional)**

AVAILABLE FINISHES		BLADE OPTIONS	LIGHT KIT OPTIONS	
BN	Brushed Satin Nickel	Included	Integrated	Blank-Out Light Lens Cover (Included)
OB	Oiled Bronze			
SS	Stainless Steel			
W	White			

FAN CONTROLS

ICS Remote Control (Included)

ICS Wall Control (Included)





Velocity

Stainless Steel Velocity with 58"
Custom Velocity Brushed
Nickel Blades

Model . . . **VE58SS3**
Blade . . . **Included**
Light . . . **Not Adaptable**

The aerodynamic Velocity ceiling fan is part retro, part modern, part Industrial/Loft and totally cool. The cutting-edge 3-blade design performs brilliantly with the heavy-duty 4-speed motor, which includes a 4-speed wall control. Finished in three appealing options – Flat Black with custom Flat Black blades, White with custom White blades, or Stainless Steel with Brushed Nickel Blades.

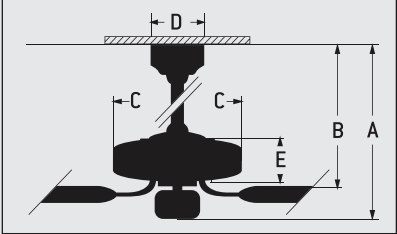
FEATURES

- Heavy-Duty, 4 Speed Non-Reversible Motor
- 12" Downrod (Included)
- Limited Lifetime Warranty
- Custom ABS Blades (Included)
- Not Light Kit Adaptable
- 4-Speed Wall Control (Included)

SPECS

- Blade Sweep Option. 58"
- Number of Blades. 3
- Blade Pitch. 19.5°
- Motor Size (MM) 188 x 15
- AMPS (HI Speed) <1
- Shipping Wt. (lbs.) 16.7
- CU. FT. in Carton 1.51
- Airflow*
(Cubic Feet Per Minute) 9,208
- Watts (HI Speed) 95
- Airflow Efficiency*
(CFM Per Watt) 96

CEILING DROP DIMENSIONS



A: 12" DR - 21.25"
C: 7.5"
E: 3.25"

B: 12" DR - 18.5"
D: 4.75"
DR = Downrod

*Compare: 49" to 60" ceiling fans have airflow efficiencies ranging from approximately 51 to 176 cubic feet per minute per watt at high speed.



A



B



A

Flat Black Velocity with 58" Custom Velocity Flat Black Blades

Model-Finish . . **VE58FB3**
Blade-Finish. . . **Included**
Light-Finish . . . **Not Adaptable**

B

White Velocity with 58" Custom Velocity White Blades

Model-Finish . . **VE58W3**
Blade-Finish. . . **Included**
Light-Finish . . . **Not Adaptable**

AVAILABLE FINISHES

- FB** Flat Black
- SS** Stainless Steel
- W** White

BLADE OPTIONS

Included

LIGHT KIT OPTIONS

Not Adaptable

FAN CONTROLS

4-Speed Wall Control (Included)
CM-4SDH





Kira

Stainless Steel Kira with 52" Kira
Flat Black Blades and
Integrated White Glass Light Kit

Model . . . **KI52SS4**
Blade . . . **Included**
Light . . . **Integrated**

Sleek modern lines and a lustrous finish are the elemental components of Kira – a true minimalist design.

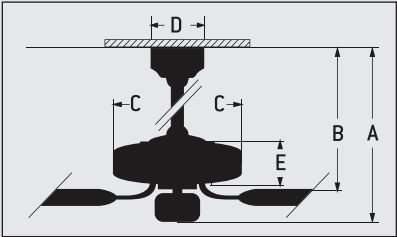
FEATURES

- Standard, 3-Speed Reversible Motor
- 4" and 6" Downrods (Included)
- Limited Lifetime Warranty
- Custom Kira Blades (Included)
- Integrated Light Kit (2-13W GU24 CFL Bulbs Included)
- TCS Remote Control (Included)
- TCS Wall Control Available (Optional)
- OBMA Fan Uses OB Accessories

SPECS

- Blade Sweep Option. 52"
- Number of Blades. 4
- Blade Pitch. 12°
- Motor Size (MM) 153 x 15
- AMPS (HI Speed) <1
- Shipping Wt. (lbs.) 21.16
- CU. FT. in Carton 2.61
- Airflow*
(Cubic Feet Per Minute) 5,552
- Watts (HI Speed) 58
- Airflow Efficiency*
(CFM Per Watt) 95

CEILING DROP DIMENSIONS



- A: 4" DR - 13.5"
- A: 6" DR - 15.5"
- C: 14.5"
- C: 6.75"
- B: 4" DR - 10.50"
- B: 6" DR - 12.50"
- D: 6.25"
- DR = Downrod

*Compare: 49" to 60" ceiling fans have airflow efficiencies ranging from approximately 51 to 176 cubic feet per minute per watt at high speed.



A



A Oiled Bronze/Mahogany Kira with 52" Kira Oiled Bronze Blades and Integrated Tea Stained Light Kit


Model-Finish . . . **KI52OBMA4**
Blade-Finish. . . **Included**
Light-Finish . . . **Integrated**

AVAILABLE FINISHES		BLADE OPTIONS	LIGHT KIT OPTIONS	
OBMA	Oiled Bronze/Mahogany	Included	Integrated	
SS	Stainless Steel			

FAN CONTROLS

TCS Remote Control (Included)

TCS Wall Control (Optional)
See Pages 274





5th Avenue

Brushed Satin Nickel 5th Avenue with
Chrome Accents and 52" Custom
Flat Black Blades | Model . . . **FA52BN5**
Blade . . . **Included**
Light . . . **Integrated**

Perfect for your modern dwelling, the 5th Avenue ceiling fan exemplifies city-inspired living. With flat black blades and chrome accents, this 52" fan is finished in sleek Brushed Satin Nickel with an opal white integrated light kit and Limited Lifetime Warranty. Plus, it runs on a remote-controlled, powerful 3-speed reversible motor, so your fast-paced lifestyle never has to slow down.

FEATURES

- Standard, 3-Speed Reversible Motor
- 3" and 6" Downrods (Included)
- Limited Lifetime Warranty
- Custom 5th Avenue Black Blades (Included)
- Integrated White Opal Frost Light Kit (50W JD Halogen Bulbs Included)
- Remote Control (Included)
- Wall Controls Available (Optional)

FAN CONTROLS

ICS Remote Control
(Included)



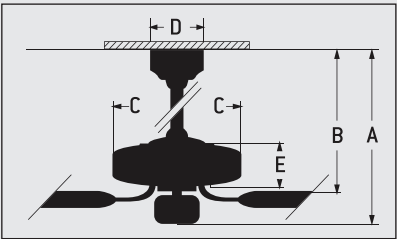
ICS Wall Control
(Included)



SPECS

- Blade Sweep Option. 52"
- Number of Blades. 5
- Blade Pitch. 12°
- Motor Size (MM) 153 x 15
- AMPS (HI Speed) <1
- Shipping Wt. (lbs.) 20.83
- CU. FT. in Carton 1.58
- Airflow*
(Cubic Feet Per Minute) 5,165
- Watts (HI Speed) 65
- Airflow Efficiency*
(CFM Per Watt) 78

CEILING DROP DIMENSIONS



- A: 3" DR - 11.0"
- A: 6" DR - 14.0"
- C: 10.0"
- E: 5.0"
- B: 3" DR - 10.125"
- B: 6" DR - 13.125"
- D: 5.125"
- DR = Downrod

*Compare: 49" to 60" ceiling fans have airflow efficiencies ranging from approximately 51 to 176 cubic feet per minute per watt at high speed.





Silo

Brushed Aluminum Silo with 56"
Custom Silo Black Blades

Model **SI56BA5**
Blade **Included**
Light **Integrated**

Original and innovative, the Silo ceiling fan is a modern feast for the eyes. At 56" in diameter, the Brushed Aluminum finish pairs perfectly with custom Silo Black blades for a polished appeal. The inventive die-cast aluminum "Silo" brilliantly houses the powerful 3-speed reversible motor and integrated energy saving light.

FEATURES

Heavy-Duty, 3-Speed Reversible Motor
3" and 6" Downrods (Included)
Limited Lifetime Warranty
Custom Silo Blades (Included)
Integrated Light Kit
(1-26W GU24 CFL Bulb Included)
Remote Control (Included)
Wall Control Available (Optional)
Die-Cast Aluminum Motor Housing

FAN CONTROLS

ICS Remote Control
(Included)



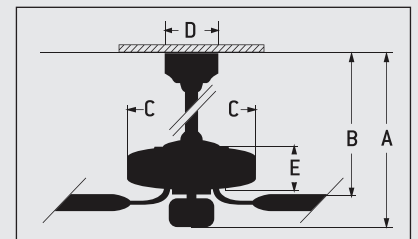
ICS Wall Control
(Included)



SPECS

Blade Sweep Option. 56"
Number of Blades 5
Blade Pitch 14°
Motor Size (MM) 188 x 15
AMPS (HI Speed) 0.7
Shipping Wt. (lbs.) 29.4
CU. FT. in Carton 2.52
Airflow*
(Cubic Feet Per Minute) 6,138
Watts (HI Speed) 78
Airflow Efficiency*
(CFM Per Watt) 79

CEILING DROP DIMENSIONS



A: 3" DR - 16.5"
A: 6" DR - 19.5"
C: 10.5"
E: 12.75"

B: 3" DR - 9.0"
B: 6" DR - 12.0"
D: 5.125"
DR = Downrod

*Compare: 49" to 60" ceiling fans have airflow efficiencies ranging from approximately 51 to 176 cubic feet per minute per watt at high speed.





CosmosUnipack

Oiled Bronze Cosmos Unipack with 52" Custom Cosmos Oiled Bronze Blades and Bowl Light Kit | Model . . . **CO520B5**
Blade . . . **Included**
Light . . . **Included**

Out of this world design makes the Cosmos Unipack ceiling fan unique. Clean and modern, this 52" powerhouse runs on a 3-Speed reversible motor and includes a contemporary flat pan light kit and universal remote control. This adaptable ceiling fan includes a Limited Lifetime Warranty as well.

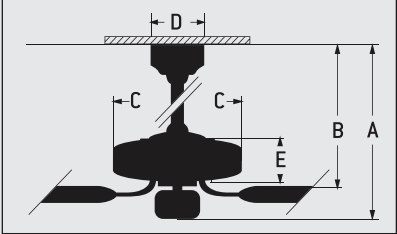
FEATURES

- Heavy-Duty, 3-Speed Reversible Motor
- 3" and 6" Downrods (Included)
- Limited Lifetime Warranty
- Custom Cosmos Blades (Included)
- Matching Contemporary Light Kit (2-40W Candelabra Bulbs Included)
- UCI Remote and Wall Control (Included)

SPECS

- Blade Sweep Option. 52"
- Number of Blades. 5
- Blade Pitch. 14°
- Motor Size (MM) 188 x 15
- AMPS (HI Speed) <1
- Shipping Wt. (lbs.) 21.89
- CU. FT. in Carton 1.92
- Airflow* (Cubic Feet Per Minute) 5,665
- Watts (HI Speed) 72
- Airflow Efficiency* (CFM Per Watt) 78

CEILING DROP DIMENSIONS



- A: 3" DR - 14.25"
- A: 6" DR - 17.25"
- C: 12.625"
- E: 3.5"
- B: 3" DR - 9.0"
- B: 6" DR - 12.0"
- D: 5.5"
- DR = Downrod

*Compare: 49" to 60" ceiling fans have airflow efficiencies ranging from approximately 51 to 176 cubic feet per minute per watt at high speed.





A | White Cosmos Unipack with 52" Custom Cosmos White Blades and Bowl Light Kit

Model-Finish . . **C052W5**
Blade-Finish. . . **Included**
Light-Finish . . . **Included**

B | Brushed Satin Nickel Cosmos Unipack with 52" Custom Cosmos Brushed Nickel Blades and Bowl Light Kit

Model-Finish . . **C052BN5**
Blade-Finish. . . **Included**
Light-Finish . . . **Included**

AVAILABLE FINISHES

- BN** Brushed Satin Nickel
- OB** Oiled Bronze
- W** White

BLADE OPTIONS

Included

LIGHT KIT OPTIONS

Included (Optional)

FAN CONTROLS

UCI Remote Control (Included) UCI Wall Control (Included)





Civic

Brushed Satin Nickel Civic with 52" Plus Series Brushed Nickel Blades and Light Kit | Model . . . **CI52BN**
Blade . . . **B552P-BN**
Light . . . **LK207CFL-BN**

The Civic ceiling fan is designed to be stylish and crisp enough to fit anywhere, even Modern. Choose from distinctive Brushed Satin Nickel or Oiled Bronze finishes. This 52" ceiling fan can be customized with multiple blade and light kit options and is Universal remote control adaptable.

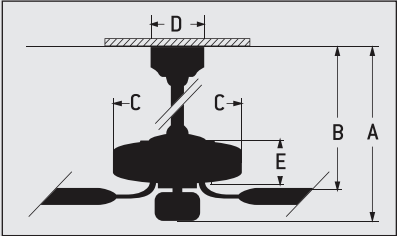
FEATURES

- Standard, 3-Speed Reversible Motor
- 3" and 6" Downrods (Included)
- Limited Lifetime Warranty
- Blades Sold Separately
- Light Kit Adaptable (Optional)
- Universal Control Adaptable (Optional)

SPECS

- Blade Sweep Option. 44", 52"
- Number of Blades. 5
- Blade Pitch. 12°
- Motor Size (MM) 153 x 15
- AMPS (HI Speed). <1
- Shipping Wt. (lbs.). 17
- CU. FT. in Carton 1.4
- Airflow*
(Cubic Feet Per Minute) 5,159
- Watts (HI Speed) 61
- Airflow Efficiency*
(CFM Per Watt) 85

CEILING DROP DIMENSIONS



- A: 3" DR - 13.75"
- A: 6" DR - 14.75"
- C: 12.0"
- E: 4.25"
- B: 3" DR - 9.0"
- B: 6" DR - 12.0"
- D: 5.125"
- DR = Downrod

*Compare: 36" to 48" ceiling fans have airflow efficiencies ranging from approximately 71 to 86 cubic feet per minute per watt at high speed.

*Compare: 49" to 60" ceiling fans have airflow efficiencies ranging from approximately 51 to 176 cubic feet per minute per watt at high speed.



Blades Sold Separately



A Oiled Bronze Civic with 52" Plus Series Oiled Bronze Blades




Model-Finish . . **CI52OB**
Blade-Finish. . . **B552P-OB**
Light-Finish . . . **Not Shown**

B Brushed Satin Nickel Civic with 52" Plus Series Brushed Nickel Blades

Model . . . **CI52BN**
Blade . . . **B552P-BN**
Light. . . . **Not Shown**

C Oiled Bronze Civic with 52" Plus Series Oiled Bronze Blades and Bowl Light Kit

Model-Finish **CI52OB**
Blade-Finish **B552P-OB**
Light-Finish **LKE53CFL-OB**

AVAILABLE FINISHES		BLADE OPTIONS	LIGHT KIT OPTIONS		
BN	Brushed Satin Nickel	Type 2 Blades (See Pages 240-244)	Bowl Light Kits (See Pages 254-261)	Complete Light Kits (See Pages 262-264)	Customize Your Own (See Pages 264-268)
OB	Oiled Bronze				

FAN CONTROLS

Remote Control Adaptable
See Pages 274



Civic Unipack

Brushed Satin Nickel Civic Unipack with 52" Custom Civic Cherry Blades and Pan Light Kit | Model . . . **CIU52BN**
Blade . . . **Included**
Light . . . **Included**

The Civic Unipack ceiling fan is crisp enough to fit anywhere, but designed enough to be stylish, even Modern. Choose from Brushed Satin Nickel or Oiled Bronze finishes. This 52" ceiling fan operates on a standard 3-speed reversible motor.

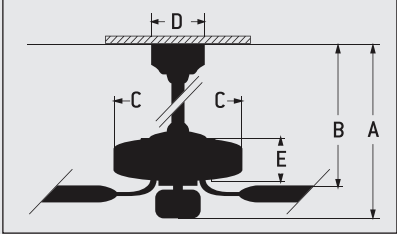
FEATURES

- Standard, 3-Speed Reversible Motor
- 3" and 6" Downrods (Included)
- Limited Lifetime Warranty
- Blades Included
- Light Kit Included (Optional) (2-40W Candelabra Bulbs)
- Universal Control Adaptable (Optional)

SPECS

- Blade Sweep Option. 52"
- Number of Blades 5
- Blade Pitch 12°
- Motor Size (MM) 153 x 15
- AMPS (HI Speed) <1
- Shipping Wt. (lbs.) 17
- CU. FT. in Carton 1.92
- Airflow* (Cubic Feet Per Minute) 5,159
- Watts (HI Speed) 61
- Airflow Efficiency* (CFM Per Watt) 85

CEILING DROP DIMENSIONS



A: 3" DR - 14.25"
A: 6" DR - 17.25"
C: 12.625"
E: 3.5"
B: 3" DR - 9.0"
B: 6" DR - 12.0"
D: 5.125"
DR = Downrod

*Compare: 49" to 60" ceiling fans have airflow efficiencies ranging from approximately 51 to 176 cubic feet per minute per watt at high speed.





A Oiled Bronze Civic Unipack with 52" Custom Civic Oiled Bronze Blades and Pan Light Kit

Model-Finish . . **CIU52OB**
Blade-Finish. . . **Included**
Light-Finish . . . **Included**

AVAILABLE FINISHES		BLADE OPTIONS	LIGHT KIT OPTIONS
BN	Brushed Satin Nickel	Included	Included (Optional)
OB	Oiled Bronze		

FAN CONTROLS
Remote Control Adaptable
See Pages 274



South Beach

White South Beach with 52" Custom South Beach White Blades | Model . . . **SB52W4**
Blade . . . **Included**
Light . . . **Included (Not Shown)**

A casual take on Deco style, the South Beach is as welcome as a refreshing breeze from the south coast.

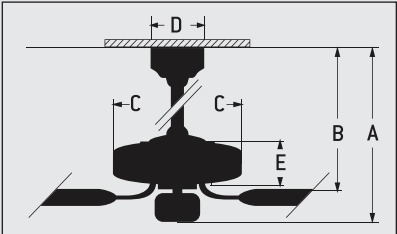
FEATURES

- Standard, 3-Speed Reversible Motor
- 6" Downrod (Included)
- Limited Lifetime Warranty
- Custom South Beach Blades (Included)
- Integrated Light Kit (1-18W CFL Bulb Included)
- Suitable for Wet Locations

SPECS

- Blade Sweep Option. 52"
- Number of Blades 4
- Blade Pitch 12°
- Motor Size (MM) 153 x 15
- AMPS (HI Speed) <1
- Shipping Wt. (lbs.) 22.4
- CU. FT. in Carton 2.05
- Airflow* (Cubic Feet Per Minute) 5,002
- Watts (HI Speed) 62
- Airflow Efficiency* (CFM Per Watt) 81

CEILING DROP DIMENSIONS



A: 6" DR w/ Light Kit - 21.65" B: 6" DR - 13.3"
A: 6" DR w/o Light Kit - 14.75" D: 5.125"
C: 12.6" DR = Downrod

*Compare: 49" to 60" ceiling fans have airflow efficiencies ranging from approximately 51 to 176 cubic feet per minute per watt at high speed.



A



A Flat Black South Beach with 52" Custom South Beach Flat Black Blades and Light Kit

Model-Finish . . **SB52FB4**
Blade-Finish. . . **Included**
Light-Finish . . . **Included**

AVAILABLE FINISHES		BLADE OPTIONS	LIGHT KIT OPTIONS
FB	Flat Black	Included	Included (Optional)
W	White		
			FAN CONTROLS
			Not Available



Outdoor

Bellows I-Hard-Wired	162	Louver	180
Bellows I	163	Moorestad	182
Bellows II	164	Olivier	160
Bellows III	166	Outdoor Patio Fan	190
Chaparral	174	Outdoor Mia	172
DC Epic	158	Pavilion	178
Fredericksburg	170	Porch Fan	188
Kona Bay	176	Port Arbor	152
La Playa	154	Riata Grande	156
Leeward	186	South Beach	184
		Union	168



Port Arbor

Aged Galvanized Port Arbor with 52" Blades and Integrated Light Kit | Model . . . **PAR52AGV4**
Blade . . . **Included**
Light . . . **Integrated**

Port Arbor brings industrial style to the great outdoors. Suitable for wet locations, the ruggedly handsome Port Arbor features visible hardware details, hammered-texture surfaces and all-weather blades with a look of serious determination. The retro-chic integrated light fixture with a tough, phenolic shade as distinctive as it is durable adds a perfect finishing touch. The 52" Port Arbor fan is offered in three finishes: Espresso, Aged Galvanized and Rustic Iron.

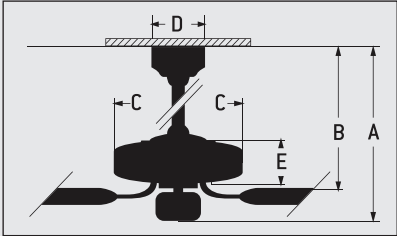
FEATURES

- Heavy-Duty, 3-Speed Reversible Motor
- 6" Downrod (Included)
- Limited Lifetime Warranty
- Blades Included
- Integrated Light Kit (1-13W CFL Bulb Included))
- Suitable for Wet Locations

SPECS

- Blade Sweep Option. 52"
- Number of Blades 4
- Blade Pitch 12°
- Motor Size (MM) 172 x 17
- AMPS (HI Speed) <1
- Shipping Wt. (lbs.) 16.2
- CU. FT. in Carton 2.10
- Airflow*
(Cubic Feet Per Minute) 5,409
- Watts (HI Speed) 60
- Airflow Efficiency*
(CFM Per Watt) 82

CEILING DROP DIMENSIONS



A: 6" DR - 21.24" B: 6" DR - 14.06"
C: 8.91" D: 5.15"
E: 14.94" DR = Downrod

*Compare: 49" to 60" ceiling fans have airflow efficiencies ranging from approximately 51 to 176 cubic feet per minute per watt at high speed.



A



B



A Espresso Port Arbor with 52" Blades and Integrated Light Kit. (Shown with Light On)
Model **PAR52ESP4**
Blade **Included**
Light **Integrated**

B Rustic Iron Port Arbor with 52" Blades and Integrated Light Kit
Model **PAR52RI4**
Blade **Included**
Light **Integrated**

AVAILABLE FINISHES

- AGV** Aged Galvanized
- ESP** Espresso
- RI** Rustic Iron

BLADE OPTIONS

Included

LIGHT KIT OPTIONS

Integrated

FAN CONTROLS

Not Available



La Playa

Stainless Steel/Dark Wicker La Playa with 54" Dark Wicker ABS Blades and Bowl Light Kit | Model . . . **LAP54SSDW5**
Blade . . . **Included**
Light . . . **Integrated**

With the authentic look of woven wicker, La Playa seems custom-made for a gracious covered veranda. From its distinctive dark-wicker finish with stainless steel accents to the tip of each all-weather blade, La Playa is suitable for indoor or outdoor locations.

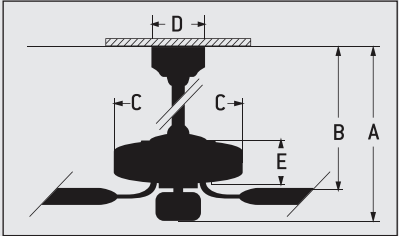
FEATURES

- Heavy-Duty, 3-Speed Reversible Motor
- 6" Downrod (Included)
- Limited Lifetime Warranty
- Blades Included
- Integrated White Frost Bowl Light Kit (3-40W Candelabra Bulbs Included)
- Suitable for Wet Locations

SPECS

- Blade Sweep Option. 54"
- Number of Blades 5
- Blade Pitch 13°
- Motor Size (MM) 188 x 25
- AMPS (Hi Speed) <1
- Shipping Wt. (lbs.) 31.5
- CU. FT. in Carton 2.45
- Airflow* (Cubic Feet Per Minute) 4,938
- Watts (Hi Speed) 87
- Airflow Efficiency* (CFM Per Watt) 56

CEILING DROP DIMENSIONS



A: 6" DR - 20.36" B: 6" DR - 12.6"
C: 11.93" D: 5.87"
E: 4.61" DR = Downrod

*Compare: 49" to 60" ceiling fans have airflow efficiencies ranging from approximately 51 to 176 cubic feet per minute per watt at high speed.



A



A | La Playa Detail

AVAILABLE FINISHES

SSDW Stainless Steel/Dark Wicker

BLADE OPTIONS

Included

LIGHT KIT OPTIONS

Integrated

FAN CONTROLS

Not Available



Riata Grande

Aged Bronze Textured Riata Grande with 68" Custom Riata Grande Walnut Blades | Model . . . **RT68AG5**
Blade . . . **Included**
Light . . . **Not Shown**

Meet the Riata ceiling fan Collection. Just like the old ranches they evoke, these fans are beautiful and as hard-working as they are efficient. This heavy-duty 3-speed ceiling fan is available in three decorative finishes – Aged Bronze Textured, Pewter, and Burnt Sienna – including hammered motor housing. With multiple light kit and finish options and remote control, the Riata Collection allows you to kick back and relax. See the coordinating Riata Lighting Series at www.craftmadebrands.com.

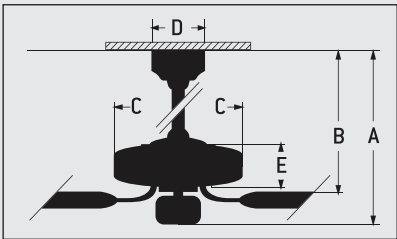
FEATURES

- Heavy-Duty, 3-Speed Reversible Motor
- 3" and 6" Downrods (Included)
- Limited Lifetime Warranty
- Blades Included
- Outdoor Light Kit Adaptable (Optional)
- Suitable for Damp Locations

SPECS

- Blade Sweep Option. 68"
- Number of Blades 5
- Blade Pitch 14°
- Motor Size (MM) 188 x 25
- AMPS (Hi Speed) <1
- Shipping Wt. (lbs.) 30.12
- CU. FT. in Carton 2.05
- Airflow* (Cubic Feet Per Minute) 7,912
- Watts (Hi Speed) 108
- Airflow Efficiency* (CFM Per Watt) 73

CEILING DROP DIMENSIONS






- A: 3" DR - 13.5"
- A: 6" DR - 16.5"
- C: 13.0"
- E: 5.5"
- B: 3" DR - 8.0"
- B: 6" DR - 11.0"
- D: 6.0"
- DR = Downrod

*Compare: 49" to 60" ceiling fans have airflow efficiencies ranging from approximately 51 to 176 cubic feet per minute per watt at high speed.



A Aged Bronze Textured Riata Grande with 68" Custom Riata Grande Walnut Blades and Bowl Light Kit
Model . . . **RT68AG5**
Blade . . . **Included**
Light . . . **OLK124CFL-AG**

AVAILABLE FINISHES		BLADE OPTIONS	LIGHT KIT OPTIONS		
AG	Aged Bronze Textured	Included	Bowl Light Kits (See Pages 254-261)	Complete Light Kits (See Pages 262-264)	Customize Your Own (See Pages 264-268)
					
RELATED ITEMS See Jeremiah Catalog for More Information			FAN CONTROLS Not Available		





DC Epic

Pewter DC Epic with 70" Premier Walnut Hand-Scraped Blades

Model-Finish . . .	DCEP70PT
Blade-Finish. . .	B570P-WAL
Light-Finish . . .	Not Shown

This 70" DC Epic ceiling fan is totally Epic. Available in Aged Bronze Textured, Pewter or Oiled Bronze finishes, each fan is appointed with an Energy Saving 6-speed reversible second generation DC motor and DC remote and wall controls. Light kit adaptable, you can customize your fan with multiple blade options, as they are sold separately.

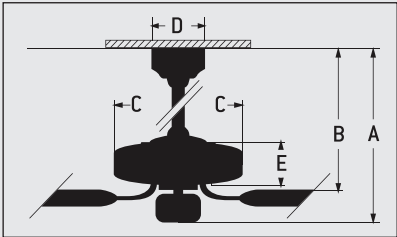
FEATURES

- Energy Saving, 2nd Generation, 6 Speed Reversible DC Motor
- 6" Downrod (Included)
- Limited Lifetime Warranty
- Blades Sold Separately
- Light Kit Adaptable (Optional)
- Intelligent Remote and Wall Control (Included)
- Suitable for Damp Locations

SPECS

- Blade Sweep Option. 54", 56", 70"
- Number of Blades. 5
- Blade Pitch. 14°
- Motor Size (MM) 165 x 25
- AMPS (HI Speed) <1
- Shipping Wt. (lbs.) 36.38
- CU. FT. in Carton 2.57
- Airflow* (Cubic Feet Per Minute) 6,780
- Watts (HI Speed) 26
- Airflow Efficiency* (CFM Per Watt) 256

CEILING DROP DIMENSIONS



A: 6" DR - 16.0"
C: 22.0"
E: 6.0"

B: 6" DR - 13.0"
D: 7.25"
DR = Downrod

*Compare: 49" to 60" ceiling fans have airflow efficiencies ranging from approximately 51 to 176 cubic feet per minute per watt at high speed.



A Oiled Bronze DC Epic with 70" Custom Carved Scalloped Walnut Blades and Light Kit

Model . . . **DCEP700B**
Blade . . . **B570C-1**
Light . . . **LK37CFL-OB**

B Aged Bronze Textured Epic with 70" Premier Walnut Hand-Scraped Blades


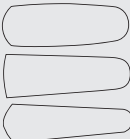



Model-Finish **DCEP70AG**
Blade-Finish **B570P-WAL**
Light-Finish **Not Shown**

C Oiled Bronze Epic with 70" Custom Carved Scalloped Walnut Blades and Light Kit

Model-Finish **DCEP700B**
Blade-Finish **B570C-1**
Light-Finish **LK37CFL-OB**

D Oiled Bronze Epic with 70" Premier Hand-Scraped Teak Blades

Model-Finish **DCEP700B**
Blade-Finish **B570P-TK7**
Light-Finish **Not Shown**

AVAILABLE FINISHES		BLADE OPTIONS		LIGHT KIT OPTIONS
<div>AG</div> <div>OB</div> <div>PT</div>	Aged Bronze Textured Oiled Bronze Pewter	Type 1 Blades (See Pages 234-239)	Type 4 Blades (See Pages 247-248)	Complete Light Kits (See Pages 262-264)
				
FAN CONTROLS				
		IDC2 Remote Control (Included)	IDC2 Wall Control (Included)	
				



Olivier

Aged Bronze Textured Olivier with 70" Premier Hand-Scraped Walnut Blades | Model . . . **OV70AG**
Blade . . . **B570P-WAL**
Light . . . **Integrated**

Rich Aged Bronze Textured scrollwork encapsulates the glowing amber-tinted hammered glass lantern of the damp-rated Olivier ceiling fan. Select your own custom blades with our wide variety of both indoor and outdoor choices. And if that’s not enough, you’ll enjoy the energy saving 6-speed reversible DC motor with included wall and remote controls. See the coordinating Olivier Lantern Series at www.craftmadebrands.com.

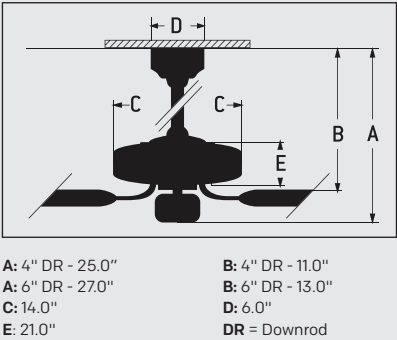
FEATURES

- Energy Saving, 2nd Generation, 6 Speed Reversible DC Motor
- 6" Downrod (Included)
- Limited Lifetime Warranty
- Blades Sold Separately
- Integrated Light Kit with Amber Frosted Glass (3-40W Candelabra Bulbs Included)
- DC Remote and Wall Controls (Included)
- Suitable for Damp Locations

SPECS

- Blade Sweep Option. 54", 56" 70"
- Number of Blades 5
- Blade Pitch 14°
- Motor Size (MM) 165 x 25
- AMPS (HI Speed) <1
- Shipping Wt. (lbs.) 33.0
- CU. FT. in Carton 4.2
- Airflow* (Cubic Feet Per Minute) 6,977
- Watts (HI Speed) 34
- Airflow Efficiency* (CFM Per Watt) 205

CEILING DROP DIMENSIONS



*Compare: 49" to 60" ceiling fans have airflow efficiencies ranging from approximately 51 to 176 cubic feet per minute per watt at high speed.



Blades Sold Separately

A



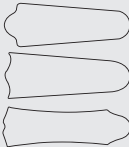
A Detail of Olivier (Lit)

AVAILABLE FINISHES

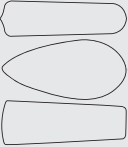
AG Aged Bronze Textured

BLADE OPTIONS


Type 1 Blades
(See Pages 234-239)



Type 3 Blades
(See Pages 245-246)



Type 4 Blades
(See Pages 247-248)



LIGHT KIT OPTIONS

Integrated

RELATED PRODUCTS

See Exteriors Catalog for More Information



FAN CONTROLS

DC Remote Control
(Included)



DC Wall Control
(Included)



A



A | Stainless Steel 16" Bellows I Hard-Wired Wall Fan
Model **BW116SS3HW**

B



B | Aged Bronze Textured 16" Bellows I Hard-Wired Wall Fan
Model-Finish . . . **BW116AG3HW**

Bellows I- Hard-Wired

FEATURES

- Heavy-Duty, 3-Speed Oscillating Motor
- Wall Control with 3-Speed and Oscillating functions (Included)
- Limited Lifetime Warranty
- Hard-Wired Directly to Junction Box
- Suitable for Damp Locations

AVAILABLE FINISHES

- AG** Aged Bronze Textured
- SS** Stainless Steel

*Compare: 49" to 60" ceiling fans have airflow efficiencies ranging from approximately 51 to 176 cubic feet per minute per watt at high speed.

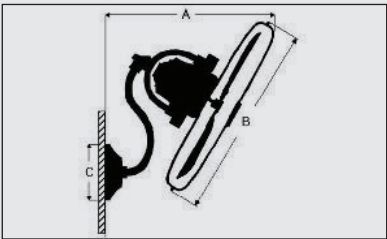
SPECS

- Blade Sweep Option. 14"
- Number of Blades. 3
- Blade Pitch. 7°
- Motor Size (MM) 82 x 25
- AMPS (HI Speed) <1
- Shipping Wt. (lbs.) 19.62
- CU. FT. in Carton 7.09
- Airflow* (Cubic Feet Per Minute) 1,383
- Watts (HI Speed) 44
- Airflow Efficiency* (CFM Per Watt) 32



3-Speed Wall Control (Included)


CEILING DROP DIMENSIONS



A: 21.0" B: 16.0"
C: 9.0"



A



A

Aged Bronze Textured
16" Bellows I Wall FanModel-Finish . . . **BW116AG3**

B



B

Stainless Steel 16"
Bellows I Wall FanModel . . . **BW116SS3**

Bellows I

Aged Bronze Textured | **BW116AG3**
16" Bellows I Wall Fan

Increase your cool, indoors or out, with the Retro-inspired damp-rated Bellows I 16" wall mount fan. With a heavy-duty, 3-speed oscillating motor and 14" blades, this wall-mounted fan combines the retro style of a table fan with the power and efficiency of a ceiling fan. Finished in your choice of Aged Bronze Textured or Stainless Steel, it features separate knobs for oscillating and speed control. The fan can be hung and plugged in, or the 40" corded plug can be hard wired if necessary.

FEATURES

- Heavy-Duty, 3-Speed Oscillating Motor
- Separate Control Knobs for Speed Control and Oscillating Function
- Limited Lifetime Warranty
- Wall Mount Installation Comes Pre-Wired with 40" Corded 3-Prong Plug End with Replaceable Fuse
- Can be Hard-Wired Directly to Junction Box
- Suitable for Damp Locations

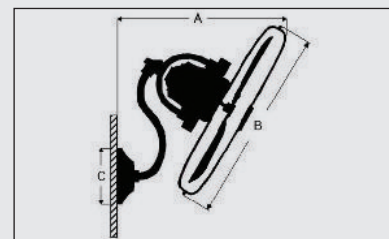
AVAILABLE FINISHES

- AG** Aged Bronze Textured
- SS** Stainless Steel

SPECS

- Blade Sweep Option. 14"
- Number of Blades 3
- Blade Pitch 7°
- Motor Size (MM) 82 x 25
- AMPS (HI Speed) <1
- Shipping Wt. (lbs.) 19.62
- CU. FT. in Carton 7.09
- Airflow* (Cubic Feet Per Minute) 1,383
- Watts (HI Speed) 44
- Airflow Efficiency* (CFM Per Watt) 32

CEILING DROP DIMENSIONS

A: 21.0"
C: 9.0"

B: 16.0"

*Compare: 49" to 60" ceiling fans have airflow efficiencies ranging from approximately 51 to 176 cubic feet per minute per watt at high speed.



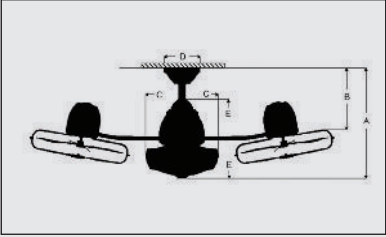


16" Diameter Fan Heads

Bellows II

Aged Bronze Textured Bellows II | Model . . . **BW248AG6**
with Opal White Light Kit | Light . . . **Included** (Optional)

Cool times II. Add retro-industrial appeal indoors or out with the dual-headed Bellows II damp-rated cage ceiling fan. Two heavy-duty, three-speed motors crank out the airflow, as twin cage fans tilt 80 degrees around the integrated, but optional, light kit. The fan also has a third motor that operates the rotation of the two motors in a 360 degree fashion. Choose from Aged Bonze Textured or Stainless Steel finishes.

FEATURES	SPECS	CEILING DROP DIMENSIONS
2 Heavy-Duty, 3-Speed Motors	Blade Sweep Option. 48"	
4" Downrod (Included)	Number of Blades 2 x 3 (6)	
80° Tilt Feature on Both Motor Head Units	Blade Pitch 7°	
Limited Lifetime Warranty	Motor Size (MM) Two 82 x 25	
Intelligent Remote and Wall Controls (Included)	AMPS (HI Speed) <1	A: 4" DR - 17.5" C: 11.5" E: 12.5 " B: 4" DR - 10.75" D: 6.0" DR = Downrod
Integrated Light Kit (2-13W CFL Medium Base E-27 Bulbs)	Shipping Wt. (lbs.) 33.97	
Cap for Use Without Light Kit (Included)	CU. FT. in Carton 7.02	
Suitable for Damp Locations	Airflow (Cubic Feet Per Minute) 2,861	
	Watts (HI Speed) 88	
	Airflow Efficiency (CFM Per Watt) 32.51	

A



B



A

Stainless Steel Bellows II
Model-Finish . . **BW248SS6**

B

Stainless Steel Bellows II
Model-Finish . . **BW248SS6 with Cap for Use
Without Light Kit (Included)**

AVAILABLE FINISHES

- AG** Aged Bronze Textured
- SS** Stainless Steel

LIGHT KIT OPTIONS

Integrated Light Kit (Optional)
Cap (Included)

FAN CONTROLS

IC Remote Control (Included) **IC Wall Control (Included)**





Bellows III

Stainless Steel Bellows III | Model . . . **BW321SS3**

Introducing the ultimate industrial Retro-chic rotating cage fan, indoors or out. Ceiling-mounted with a 4" downrod, the uber-cool Bellows III is equipped with a 170-degree tilt feature, 21" blades, 360 degree rotation, and a powerful 3-speed reversible motor.

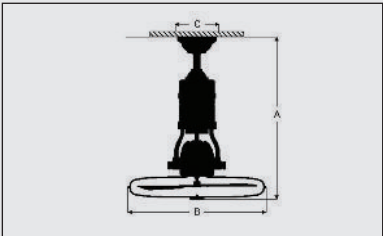
FEATURES

- Heavy-Duty, 3 Speed Reversible Motor
- 4" Downrod (Included)
- Limited Lifetime Warranty
- 170° Tilt Feature on Motor Head Unit
- Intelligent Remote and Wall Controls (Included)
- Suitable for Damp Locations

SPECS

- Blade Sweep Option. 21"
- Number of Blades 3
- Blade Pitch 7°
- Motor Size (MM) 82 x 25
- AMPS (HI Speed) <1
- Shipping Wt. (lbs.) 19.62
- CU. FT. in Carton 4.78
- Airflow (Cubic Feet Per Minute) 2,025
- Watts (HI Speed) 55
- Airflow Efficiency (CFM Per Watt) 37

CEILING DROP DIMENSIONS



A: 4" DR - 24" B: 21.0"
C: 6" DR = Downrod

A



A | Aged Bronze Textured Bellows III
Model-Finish . . **BW321AG3**

AVAILABLE FINISHES

- AG Aged Bronze Textured
- SS Stainless Steel

FAN CONTROLS

IC Remote Control
(Included)



IC Wall Control
(Included)





Union

Oiled Bronze Gilded Union with 52" Outdoor Oiled Bronze Blades and Integrated Light Kit | Model . . . **UN520BG4**
Blade . . . **Included**
Light . . . **Integrated**

Reminiscent of vintage industrial lights, the Union 52" ceiling fan is pure Americana indoors or out as it is wet location rated. The simple flared design comes in your choice of two finishes – Oiled Bronze Gilded with Oiled Bronze blades or Galvanized with custom Light Oak blades. Save energy with the 2nd Generation 6-speed reversible DC motor and remote and wall controls. Brighten your home or outdoor space with the integrated light kit. See the Lighting Series at www.craftmadebrands.com.

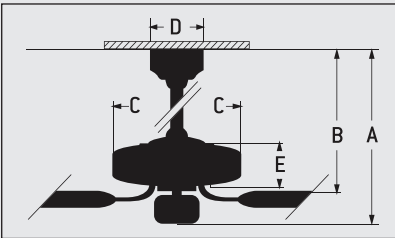
FEATURES

- Energy Saving, 2nd Generation, 6 Speed Reversible DC Motor
- 8" Downrod (Included)
- Limited Lifetime Warranty
- Custom Union Blades (Included)
- Integrated Light Kit (2-13W CFL Bulbs Included)
- Decorative Hardware is Included but Optional
- DC Remote and Wall Controls (Included)
- Suitable for Wet Locations

SPECS

- Blade Sweep Option. 52"
- Number of Blades 4
- Blade Pitch 14°
- Motor Size (MM) 125 x 30
- AMPS (HI Speed) <1
- Shipping Wt. (lbs.) 16.8
- CU. FT. in Carton 1.99
- Airflow* (Cubic Feet Per Minute) 6,408
- Watts (HI Speed) 29
- Airflow Efficiency* (CFM Per Watt) 220

CEILING DROP DIMENSIONS



A: 8" DR – 21.37" B: 8" DR – 15.67"
C: 14.0" D: 5.12"
E: 14.5" DR = Downrod

*Compare: 49" to 60" ceiling fans have airflow efficiencies ranging from approximately 51 to 176 cubic feet per minute per watt at high speed.



A



A Galvanized Union with 52" Outdoor Custom Light Oak Blades and Integrated Light Kit.

Model-Finish . . . **UN52GV4**
Blade-Finish. . . **Included**
Light-Finish . . . **Integrated**

AVAILABLE FINISHES

- GV** Galvanized
- OBG** Oiled Bronze Gilded

BLADE OPTIONS

Included

LIGHT KIT OPTIONS

Integrated

RELATED PRODUCTS

See Exteriors Catalog for More Information



FAN CONTROLS

DC Remote Control
(Included)



DC Wall Control
(Included)





Fredericksburg

Oiled Bronze Gilded Fredericksburg with 60" Fredericksburg Walnut Blades and Integrated Clear Seeded Glass Light Kit | Model . . . **FB600BG5**
Blade . . . **Included**
Light . . . **Integrated**

Americana elegance meets modern sensibility with the classic Fredericksburg ceiling fan. At 60" diameter this traditional fan is simply eye-catching. Finished in a beautiful Oiled Bronze Gilded with walnut blades, the Fredericksburg sets itself apart as a beautiful clear seeded glass lantern that just happens to be a fan.. Cool your home indoors or out with the hard-working, damp-rated, 3-speed reversible motor. See the coordinating Fredericksburg outdoor lantern series at www.craftmadebrands.com

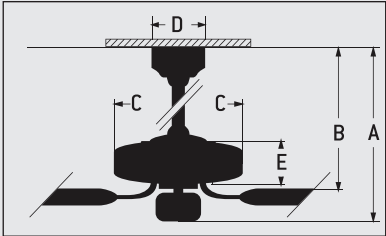
FEATURES

- Heavy-Duty, 3-Speed Reversible Motor
- 4" and 6" Downrods (Included)
- Limited Lifetime Warranty
- Custom Fredericksburg Blades (Included)
- Integrated Clear Seeded Glass Light Kit (3-60W Candelabra Bulbs Included)
- Remote Control (Included)
- Wall Control Available (Optional)
- Oiled Bronze Gilded Suitable for Damp Locations. Tarnished Silver Cannot be Used in Damp Location

SPECS

- Blade Sweep Option. 60"
- Number of Blades. 5
- Blade Pitch. 14°
- Motor Size (MM) 188 x 22
- AMPS (HI Speed) <1
- Shipping Wt. (lbs.) 37.08
- CU. FT. in Carton 3.75
- Airflow* (Cubic Feet Per Minute) 6,127
- Watts (HI Speed) 65
- Airflow Efficiency* (CFM Per Watt) 95

CEILING DROP DIMENSIONS



- A: 4" DR - 26.4"
- A: 6" DR - 28.4"
- C: 13.3"
- E: 22.0"
- B: 4" DR - 9.2"
- B: 6" DR - 11.2"
- D: 6.0"
- DR = Downrod

*Compare: 49" to 60" ceiling fans have airflow efficiencies ranging from approximately 51 to 176 cubic feet per minute per watt at high speed.





A Fredericksburg Detail

AVAILABLE FINISHES

OBG Oiled Bronze Gilded

BLADE OPTIONS

Included **Type 1 Blades** (Optional)
(See Pages 234-239)



LIGHT KIT OPTIONS

Integrated

RELATED PRODUCTS

See Exteriors Catalog for More Information



FAN CONTROLS

TCS Remote Control (Included)



Wall Control Adaptable
See Page 269 for Available
Universal Controls



Outdoor Mia

Aged Bronze/Vintage Madera Outdoor Mia with 56" Custom Carved Classic Ebony Blades and Bowl Light Kit

Model . . . **OMI52AGVM**
Blade . . . **B556C-SB4**
Light . . . **Included (Optional)**

Brighten and cool your outdoor space, with the masterfully-crafted, wet-rated Outdoor Mia ceiling fan. Complete with a powerful 3-speed reversible motor and a Tea Stained bowl optional light kit; this outdoor ceiling fan will cool for years to come. Cast in Aged Bronze/Vintage Madera, you can choose from 44", 52", 54" or 56" blades that are custom-carved or traditional solid wood, Tropic Isle blades, wet-rated tropical or traditional/modern ABS blades. Blades are sold separately for customization.

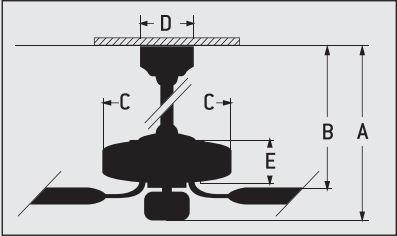
FEATURES

- Heavy-Duty, 3-Speed Reversible Motor
- 3" and 6" Downrods (Included)
- Limited Lifetime Warranty
- Blades Sold Separately
- Tea Stained Bowl Light Kit (2-13W CFL Bulbs Included)
- Standard Pull Chain Control
- Suitable for Wet Locations

SPECS

- Blade Sweep Option. 44", 52", 54", 56"
- Number of Blades. 5
- Blade Pitch. 14°
- Motor Size (MM) 188 x 15
- AMPS (HI Speed) <1
- Shipping Wt. (lbs.) 27.0
- CU. FT. in Carton 2.32
- Airflow* (Cubic Feet Per Minute) 5,656
- Watts (HI Speed) 72
- Airflow Efficiency* (CFM Per Watt) 78

CEILING DROP DIMENSIONS



- A: 3" DR - 13.0"
- A: 6" DR - 16.0"
- C: 12.5"
- E: 4.5"
- B: 3" DR - 8.5"
- B: 6" DR - 11.5"
- D: 5.125"
- DR = Downrod

*Compare: 36" to 48" ceiling fans have airflow efficiencies ranging from approximately 71 to 86 cubic feet per minute per watt at high speed.

*Compare: 49" to 60" ceiling fans have airflow efficiencies ranging from approximately 51 to 176 cubic feet per minute per watt at high speed.

A



B

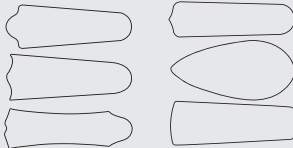


A Aged Bronze/Vintage Madera Outdoor Mia with 52" Outdoor Standard Brown Blades and Bowl Light Kit

Model-Finish . . . **OMI52AGVM**
Blade-Finish. . . **B552S-OBR**
Light-Finish . . . **Included (Optional)**

B Aged Bronze/Vintage Madera Outdoor Mia with 54" Premier Hand-Scraped Walnut Blades

Model-Finish **OMI52AGVM**
Blade-Finish **B554P-WAL**
Light-Finish **Included (Not Shown)**

AVAILABLE FINISHES		BLADE OPTIONS		LIGHT KIT OPTIONS
<div>AGVM</div> Aged Bronze/Vintage Madera		Type 1 Blades (See Pages 234-239)	Type 3 Blades (See Pages 245-246)	Included (Optional)
				
FAN CONTROLS				
Not Available				



Chaparral

Aged Bronze Textured Chaparral with 54" Premier Distressed Walnut Blades | Model . . . **CP52AG**
Blade . . . **B554PD-WAL**
Light . . . **Not Shown**

Rustic and resilient, the Chaparral ceiling fan is built tough. With big ranch living in mind, this ceiling fan is cast in Aged Bronze Textured with Star accents throughout. Adaptable, both indoors and out, the heavy-duty damp-rated Chaparral is equipped with a powerful 3-speed motor and can be customized with multiple blade and light kit options. Blades are sold separately and remote and wall controls are available. See coordinating outdoor lighting series at www.exteriorlighting.com.

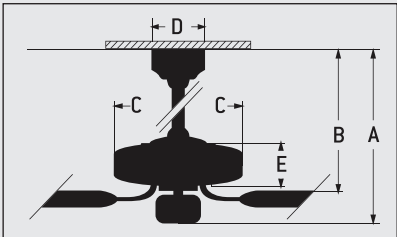
FEATURES

- Heavy-Duty, 3-Speed Reversible Motor
- 3" and 6" Downrods (Included)
- Limited Lifetime Warranty
- Blades Sold Separately
- Outdoor Light Kit Adaptable (Optional)
- Suitable for Damp Locations

SPECS

- Blade Sweep Option. 44", 52", 54", 56"
- Number of Blades. 5
- Blade Pitch. 14°
- Motor Size (MM) 188 x 15
- AMPS (HI Speed) <1
- Shipping Wt. (lbs.) 25.35
- CU. FT. in Carton 1.87
- Airflow* (Cubic Feet Per Minute) 5,097
- Watts (HI Speed) 66
- Airflow Efficiency* (CFM Per Watt) 78

CEILING DROP DIMENSIONS



- A: 3" DR - 13.0"
- A: 6" DR - 16.0"
- C: 14.125"
- E: 5.5"
- B: 3" DR - 8.375"
- B: 6" DR - 11.375"
- D: 6.75"
- DR = Downrod

*Compare: 36" to 48" ceiling fans have airflow efficiencies ranging from approximately 71 to 86 cubic feet per minute per watt at high speed.

*Compare: 49" to 60" ceiling fans have airflow efficiencies ranging from approximately 51 to 176 cubic feet per minute per watt at high speed.



A Aged Bronze Textured Chaparral with 54" Premier Distressed Walnut Blades and Outdoor Bowl Light Kit

Model-Finish **CP52AG**
 Blade-Finish **B554PD-WAL**
 Light-Finish **OLK124CFL-AG**

B Aged Bronze Textured Chaparral with 54" Premier Distressed Teak Blades and Outdoor Bowl Kit

Model-Finish **CP52AG**
 Blade-Finish **B554PD-TK7**
 Light-Finish **OLK715CFL**

C Aged Bronze Textured Chaparral with 52" Outdoor Standard Brown Blades

Model-Finish **CP52AG**
 Blade-Finish **B552S-OBR**
 Light-Finish **Not Shown**

D Aged Bronze Textured Chaparral with 54" Premier Hand-Scraped Walnut Blades

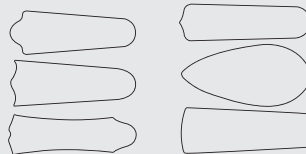
Model-Finish **CP52AG**
 Blade-Finish **B554P-WAL**
 Light-Finish **Not Shown**

AVAILABLE FINISHES

AG Aged Bronze Textured

BLADE OPTIONS

Type 1 Blades (See Pages 234-239) **Type 3 Blades** (See Pages 245-246)



LIGHT KIT OPTIONS

Bowl Light Kits (See Pages 254-261) **Complete Light Kits** (See Pages 262-264) **Customize Your Own** (See Pages 264-268)



RELATED PRODUCTS

See Exteriors Catalog for More Information




See Jeremiah Lighting Catalog for more information



FAN CONTROLS

Not Available



Kona Bay

Brushed Satin Nickel Kona Bay
with 56" Tropic Isle Natural
Palm Blades

Model . . . **K52BN**
Blade . . . **B556T-PA7**
Light . . . **Not Shown**

Vacation at your place with the island-inspired damp-rated Kona Bay ceiling fan. Whether you choose 44", 52", 54", 56" or 58" blades, the powerful, 3-speed, reversible Kona Bay's ceiling fan can be installed indoors or outside. The low speed on this motor is designed for commercial use allowing the beauty of the blade to be visible while the airflow is minimal. The Kona Bay is available in Brushed Satin Nickel or Oiled Bronze finishes.

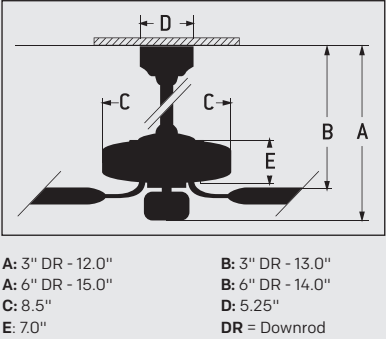
FEATURES

- Heavy-Duty, 3-Speed Reversible Motor
- 3" and 6" Downrods (Included)
- Limited Lifetime Warranty
- Blades Sold Separately
- Outdoor Light Kit Adaptable (Optional)
- Suitable for Damp Locations

SPECS

- Blade Sweep Option. 44", 52", 54", 56"
- Number of Blades. 5
- Blade Pitch. 16°
- Motor Size (MM) 188 x 20
- AMPS (Hi Speed) <1
- Shipping Wt. (lbs.) 24.0
- CU. FT. in Carton 1.7
- Airflow*
(Cubic Feet Per Minute) 5,843
- Watts (Hi Speed) 71
- Airflow Efficiency*
(CFM Per Watt) 81

CEILING DROP DIMENSIONS



*Compare: 36" to 48" ceiling fans have airflow efficiencies ranging from approximately 71 to 86 cubic feet per minute per watt at high speed.

*Compare: 49" to 60" ceiling fans have airflow efficiencies ranging from approximately 51 to 176 cubic feet per minute per watt at high speed.



A Oiled Bronze Kona Bay with 54" Premier Distressed Walnut Blades and Outdoor Bowl Light Kit

Model-Finish . . . **K52OB**
Blade-Finish. . . **B554PD-WAL**
Light-Finish . . . **OLK124CFL-OB**

B Brushed Nickel Kona Bay with 54" Tropic Isle Oak Bamboo Blades

Model-Finish . . . **K52OB**
Blade-Finish. . . **B554T-BBO**
Light-Finish . . . **Not Shown**

C Rustic Iron Kona Bay with 52" Plus Series Walnut Blades And Outdoor Bowl Light Kit

Model-Finish **K52RI**
Blade-Finish **B552P-WB6**
Light-Finish **OLK124CFL-RI**

D Brushed Satin Nickel Kona Bay with 54" Tropic Isle Oak Bamboo Blades and Fitter/Glass

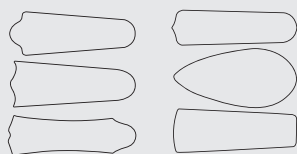
Model . . . **K52BN**
Blade . . . **B554T-BBO**
Light . . . **F300CFL-BN/108 Glass**

AVAILABLE FINISHES

BN	Brushed Satin Nickel
OB	Oiled Bronze

BLADE OPTIONS

Type 1 Blades (See Pages 234-239) **Type 3 Blades** (See Pages 245-246)



LIGHT KIT OPTIONS

Bowl Light Kits (See Pages 254-261) **Complete Light Kits** (See Pages 262-264) **Customize Your Own** (See Pages 264-268)



FAN CONTROLS

Not Available



Pavilion

Aged Bronze Textured Pavilion with 54" Premier Distressed Walnut Blades | Model . . . **PV52AG**
Blade . . . **B554PD-WAL**
Light . . . **Shown with Blank-Out Hub**

Inside or out, the casually traditional style of damp-rated Pavilion ceiling fan is sure to please. Whether you choose 44", 52", 54", or 56" blades, each ceiling fan comes complete with a heavy-duty 3-speed reversible motor, integrated light and remote control. Available in Aged Bronze Textured or Antique White Distressed – Pavilion also comes with a matching Blank-Out hub for non-light use.

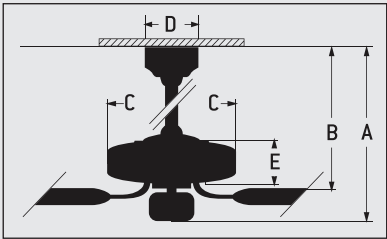
FEATURES

- Heavy-Duty, 3-Speed Reversible Motor
- 4" and 6" Downrods (Included)
- Limited Lifetime Warranty
- Blades Sold Separately
- Integrated Light Kit (2-60W Candelabra Bulbs Included)
- Matching Blank-Out Hub for Non-Light Kit Use (Included)
- Suitable for Damp Locations

SPECS

- Blade Sweep Option. 44", 52", 54", 56"
- Number of Blades 5
- Blade Pitch 14°
- Motor Size (MM) 188 x 15
- AMPS (Hi Speed) <1
- Shipping Wt. (lbs.) 21.9
- CU. FT. in Carton 2.46
- Airflow* (Cubic Feet Per Minute) 6,149
- Watts (Hi Speed) 78
- Airflow Efficiency* (CFM Per Watt) 78

CEILING DROP DIMENSIONS



- A: 4" DR - 16.75"
- A: 6" DR - 18.75"
- C: 11.5"
- E: 4.75"
- B: 4" DR - 9.0"
- B: 6" DR - 11.0"
- D: 5.875"
- DR = Downrod

*Compare: 36" to 48" ceiling fans have airflow efficiencies ranging from approximately 71 to 86 cubic feet per minute per watt at high speed.

*Compare: 49" to 60" ceiling fans have airflow efficiencies ranging from approximately 51 to 176 cubic feet per minute per watt at high speed.



Blades Sold Separately



A | Antique White Distressed Pavilion with 54" Premier Hand-Scraped Teak Blades (Smooth Side Shown)

Model-Finish . . . **PV52AWD**
Blade-Finish. . . **B554P-TK7**
Light-Finish . . . **Included**

B | Aged Bronze Textured Pavilion with 54" Premier Distressed Walnut Blades

Model-Finish . . . **PV52AG**
Blade-Finish. . . **B554PD-WAL**
Light-Finish . . . **Included**

C | Antique White Distressed Pavilion with 54" Premier Antique White Blades

Model-Finish . . . **PV52AWD**
Blade-Finish. . . **B554P-AW**
Light-Finish . . . **Shown with Blank-Out Hub**

AVAILABLE FINISHES		BLADE OPTIONS		LIGHT KIT OPTIONS
AG	Aged Bronze Textured	Type 1 Blades (See Pages 234-239)	Type 3 Blades (See Pages 245-246)	Integrated Light Kit (Optional) Blank-Out Hub (included)
AWD	Antique White Distressed			



Louver

Antique Galvanized Louver with 52" Light Oak with Woodgrain ABS Blades and Frosted White Light Kit | Model . . . **LOU52AGV4**
Blade . . . **Included**
Light . . . **Included**

Rivets, inlays and exposed louvers create an aura of retro-industrial chic. The Louver outdoor ceiling fan reminds us that rugged is always in style.

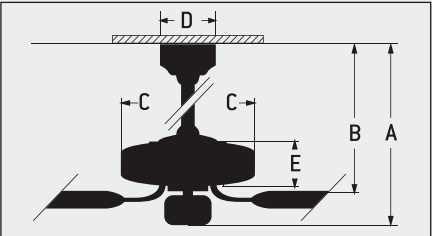
FEATURES

- 3 Speed Reversible Motor
- 6" Downrod (Included)
- Limited Lifetime Warranty
- Integrated Light Kit (1-75W Halogen Bulb, Included)
- Woodgrain ABS Blades Included
- Intelligent Remote and Wall Controls (Included)
- Blank Light Lens Cover (Included)
- Suitable for Wet Locations

SPECS

- Blade Sweep Option. 52"
- Number of Blades 4
- Blade Pitch 14°
- Motor Size (MM) 172 x 17
- AMPS (HI Speed) <1
- Shipping Wt. (lbs.) 10.48
- CU. FT. in Carton 2.10
- Airflow* (Cubic Feet Per Minute) 4,770
- Watts (HI Speed) 53
- Airflow Efficiency* (CFM Per Watt) 90

CEILING DROP DIMENSIONS



A: 6" DR - 17.3" B: 6" DR - 13.5"
C: 9.31" D: 5.96"
E: 9.29" DR = Downrod

*Compare: 49" to 60" ceiling fans have airflow efficiencies ranging from approximately 51 to 176 cubic feet per minute per watt at high speed.



A



A | Antique Galvanized Louver with 52" Light Oak with Woodgrain ABS Blades
Shown with Blank-Out Light Lens Cover (Included)

Model-Finish . . . **LOU52AGV4**
Blade-Finish. . . **Included**
Light-Finish . . . **Not Shown**

AVAILABLE FINISHES

AGV Antique Galvanized

BLADE OPTIONS

Included

LIGHT KIT

Integrated with Optional Blank-Out Light Lens Cover (Included)

FAN CONTROLS

IC Remote Control (Included)



IC Wall Control (Included)





Moorestad

Espresso Moorestad with 54" Distressed Driftwood Blades and Integrated Light Kit | Model . . . **MOR54ESP3**
Blade . . . **Included**
Light . . . **Integrated**

Offering retro-industrial style with a decidedly nautical flair, Moorestad is an engaging companion in casual settings indoors and out.

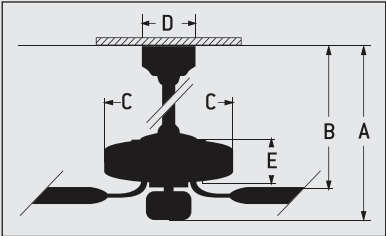
FEATURES

- Heavy-Duty, 3-Speed Reversible Motor
- 8" Downrods (Included)
- Limited Lifetime Warranty
- Blades Included
- Integrated Light Kit (2-60W Candelabra Bulbs Included)
- Universal Control Adaptable (UC-2000-2) (Included)
- Suitable for Damp Locations
- Housing for ESP Finish Fan Features Inlaid Driftwood
- Housing for Matte White Finish Fan Features Rope-Like Insets

SPECS

- Blade Sweep Option. 54"
- Number of Blades 3
- Blade Pitch 13°
- Motor Size (MM) 172 x 14
- AMPS (HI Speed) <1
- Shipping Wt. (lbs.) 23.81
- CU. FT. in Carton 2.22
- Airflow* (Cubic Feet Per Minute) 5,345
- Watts (HI Speed) 67
- Airflow Efficiency* (CFM Per Watt) 80

CEILING DROP DIMENSIONS




A: 8" DR - 17.04" B: 6" DR - 12.75"
C: 9.45" D: 5.8"
E: 11.28" DR = Downrod

*Compare: 49" to 60" ceiling fans have airflow efficiencies ranging from approximately 51 to 176 cubic feet per minute per watt at high speed.



A



A Matte White Moorestad with 54" Heavy Distressed Driftwood Blades and Integrated Light Kit

Model-Finish . . **MOR54MWW3**
Blade-Finish. . . **Included**
Light-Finish . . . **Integrated**

AVAILABLE FINISHES

- ESP** Espresso
- MWW** Matte White

BLADE OPTIONS

Included

LIGHT KIT OPTIONS

Integrated

FAN CONTROLS

Remote Control (UC-2000)
(Included)



Remote Wall (UC-2000)
(Included)





South Beach

White South Beach with 52"
Custom South Beach White
Blades and Light Kit

Model . . . **SB52W4**
Blade . . . **Included**
Light . . . **Included (Not Shown)**

What better place to enjoy the casual Deco style of South Beach than outside in the sun, beneath the stars or under a Miami moon.

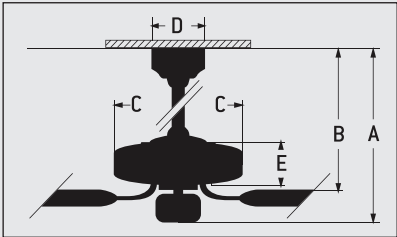
FEATURES

- Standard, 3-Speed Reversible Motor
- 6" Downrod (Included)
- Limited Lifetime Warranty
- Custom South Beach Blades (Included)
- Integrated Light Kit
(1-18W CFL Bulb Included) (Optional)
- Suitable for Wet Locations

SPECS

- Blade Sweep Option. 52"
- Number of Blades 4
- Blade Pitch 12°
- Motor Size (MM) 153 x 15
- AMPS (HI Speed) <1
- Shipping Wt. (lbs.) 21.9
- CU. FT. in Carton 2.05
- Airflow*
(Cubic Feet Per Minute) 5,002
- Watts (HI Speed) 62
- Airflow Efficiency*
(CFM Per Watt) 81

CEILING DROP DIMENSIONS



A: 6" DR - 21.65"
C: 12.6"

B: 6" DR - 13.3"
D: 5.125"
DR = Downrod

*Compare: 49" to 60" ceiling fans have airflow efficiencies ranging from approximately 51 to 176 cubic feet per minute per watt at high speed.



A



A Flat Black South Beach with
52" Custom South Beach
Flat Black Blades

Model-Finish . . . **SB52FB4**
Blade-Finish. . . **Included**
Light-Finish . . . **Included (Optional)**

AVAILABLE FINISHES

- FB** Flat Black
- W** White

BLADE OPTIONS

Model Specific - All Available Options Shown

LIGHT KIT OPTIONS

Included (Optional)

FAN CONTROLS

Not Available



Leeward

White Leeward with
52" Outdoor Standard White Blades

Model . . . **LW52W**
Blade . . . **B552S-0WH**
Light . . . **Not Shown**

A simple, uncluttered look makes Leeward an equally discerning choice for traditional, contemporary and period homes alike.

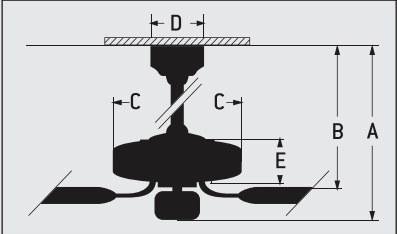
FEATURES

- Standard, 3-Speed Reversible Motor
- 6" Downrod (Included)
- Limited Lifetime Warranty
- Blades Sold Separately
- Outdoor Light Kit Adaptable (Optional)
- Suitable for Damp Locations

SPECS

- Blade Sweep Option. 52"
- Number of Blades 5
- Blade Pitch 12°
- Motor Size (MM) 153 x 12
- AMPS (HI Speed) <1
- Shipping Wt. (lbs.) 13.89
- CU. FT. in Carton 2.2
- Airflow*
(Cubic Feet Per Minute) 4,737
- Watts (HI Speed) 65
- Airflow Efficiency*
(CFM Per Watt) 73

CEILING DROP DIMENSIONS



A: 6" DR – 14.3"
C: 12.7"
E: 5.0"

B: 6" DR – 12.7"
D: 5.125"
DR = Downrod

*Compare: 49" to 60" ceiling fans have airflow efficiencies ranging from approximately 51 to 176 cubic feet per minute per watt at high speed.

A



B



A

Oiled Bronze Gilded Leeward with
52" Outdoor Plus Brown Blades

Model-Finish . . . **LW52OBG**
Blade-Finish. . . **B552P-OBR**
Light-Finish . . . **Not Shown**

B

Brushed Satin Nickel Leeward with
52" Outdoor Plus Series Brushed
Nickel Blades and Bowl Light Kit

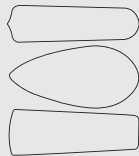
Model-Finish . . . **LW52BN**
Blade-Finish. . . **B552P-OBN**
Light-Finish . . . **OLK215CFL**

AVAILABLE FINISHES



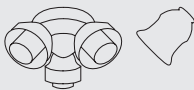
- BN** Brushed Nickel Satin
- OBG** Oiled Bronze Gilded
- W** White

BLADE OPTIONS

Type 3 Blades
(See Pages 245-246)



LIGHT KIT OPTIONS

Bowl Light Kits (See Pages 254-261)	Complete Light Kits (See Pages 262-264)	Customize Your Own (See Pages 264-268)
		

FAN CONTROLS

Not Available



Porch Fan

Rustic Iron Porch Fan with
52" Outdoor Standard
Weathered Pine Blades

Model-Finish . . . **PF52RI**
Blade-Finish. . . **B552S-OWP**
Light-Finish . . . **Not Shown**

The traditional styled Porch Fan is a refreshing choice for damp locations from covered balcony to porch and patio.

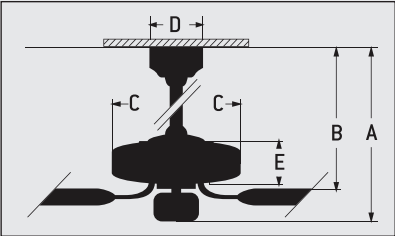
FEATURES

- 3" and 6" Downrods (Included)
- Standard, 3-Speed Non-Reversible Motor
- Limited Lifetime Warranty
- Blades Sold Separately
- Outdoor Light Kit Adaptable (Optional)
- Standard Pull Chain Control
- Suitable for Damp Locations
- Universal Remote Control System (UC-2000-2) (Optional)

SPECS

- Blade Sweep Option. 44", 52"
- Number of Blades 5
- Blade Pitch 12°
- Motor Size (MM) 153 x 12
- AMPS (HI Speed) <1
- Shipping Wt. (lbs.) 18
- CU. FT. in Carton 1.28
- Airflow*
(Cubic Feet Per Minute) 4,421
- Watts (HI Speed) 60
- Airflow Efficiency*
(CFM Per Watt) 73

CEILING DROP DIMENSIONS



- A: 3" DR - 13.75"
- A: 6" DR - 14.75"
- C: 11.5"
- E: 3.75"
- B: 3" DR - 10.0"
- B: 6" DR - 13.0"
- D: 5.125"
- DR = Downrod

*Compare: 36" to 48" ceiling fans have airflow efficiencies ranging from approximately 71 to 86 cubic feet per minute per watt at high speed.

*Compare: 49" to 60" ceiling fans have airflow efficiencies ranging from approximately 51 to 176 cubic feet per minute per watt at high speed.



A Oiled Bronze Porch Fan with 52" Outdoor Standard Brown Blades

Model-Finish . . **PF52OB**
Blade-Finish. . . **B552S-OBR**
Light-Finish . . . **Not Shown**

B White Porch Fan with 52" Outdoor Plus White Blades and Outdoor Bowl Kit

Model-Finish . . **PF52W**
Blade-Finish. . . **B552P-OWH**
Light-Finish . . . **OLK215CFL**

C Antique White Porch Fan with 52" Outdoor Standard Antique White Blades

Model-Finish . . **PF52AW**
Blade-Finish. . . **B552S-OAW**
Light-Finish . . . **Not Shown**

D Galvanized Porch Fan with 52" Outdoor Standard Weathered Pine Blades and Outdoor Bowl Kit

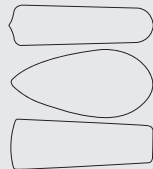
Model-Finish . . **PF52GV**
Blade-Finish. . . **B552S-OWP**
Light-Finish . . . **OLK3CFL-GV**

AVAILABLE FINISHES

- AW** Antique White
- BR** Brown
- GV** Galvanized Steel
- OB** Oiled Bronze
- RI** Rustic Iron
- W** White

BLADE OPTIONS

Type 3 Blades
(See Pages 245-246)



LIGHT KIT OPTIONS

Complete Light Kits
(See Pages 262-264)



Customize Your Own
(See Pages 264-268)



FAN CONTROLS

Not Available



Outdoor Patio Fan

Brown Outdoor Patio Fan | Model . . . **OPXL52BR**
with 52" Outdoor Standard | Blade . . . **B552S-0BR**
Brown Blades | Light . . . **Not Shown**

With classic looks, four sizes and an astonishing array of options, the Outdoor Patio Fan is the ideal choice for al fresco entertaining.

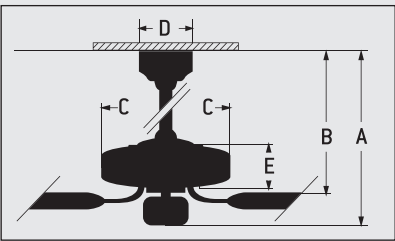
FEATURES

- Heavy Duty, 3-Speed Non-Reversible Motor
- 3" and 6" Downrods (Included)
- Limited Lifetime Warranty
- Blades Sold Separately
- Outdoor Light Kit Adaptable (Optional)
- Standard Pull Chain Control
- Suitable for Wet Locations

SPECS

- Blade Sweep Option. 44", 52", 54", 56"
- Number of Blades 5
- Blade Pitch 14°
- Motor Size (MM) 188 x 15
- AMPS (HI Speed) <1
- Shipping Wt. (lbs.) 19.4
- CU. FT. in Carton 1.53
- Airflow* (Cubic Feet Per Minute) 5,522
- Watts (HI Speed) 61
- Airflow Efficiency* (CFM Per Watt) 91

CEILING DROP DIMENSIONS



- A: 3" DR - 13.5"
- A: 6" DR - 15.5"
- C: 11.5"
- E: 4.5"
- B: 3" DR - 10.75"
- B: 6" DR - 13.75"
- D: 5.125"
- DR = Downrod

*Compare: 36" to 48" ceiling fans have airflow efficiencies ranging from approximately 71 to 86 cubic feet per minute per watt at high speed.

*Compare: 49" to 60" ceiling fans have airflow efficiencies ranging from approximately 51 to 176 cubic feet per minute per watt at high speed.



Blades Sold Separately

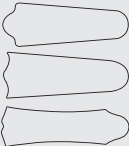


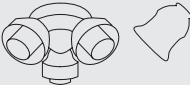


A Galvanized Outdoor Patio Fan with 54" Outdoor Tropic Isle Light Oak Blades and Outdoor Light Kit
Model-Finish . . . **OPXL52GV**
Blade-Finish. . . **B554T-OLOK**
Light-Finish . . . **OLK13CFL-GV**

B Flat Black Outdoor Patio Fan with 52" Outdoor Standard Flat Black Blades
Model-Finish . . . **OPXL52FB**
Blade-Finish. . . **B552S-OFB**
Light-Finish . . . **Not Shown**

C Rustic Iron Outdoor Patio Fan with 52" Outdoor Standard Rustic Iron Blades and Outdoor Light Kit
Model-Finish . . . **OPXL52RI**
Blade-Finish. . . **B552S-ORI**
Light-Finish . . . **OLK3CFL-RI**

D White Outdoor Patio Fan with 52" Outdoor Standard White Blades and Outdoor Light Kit
Model-Finish . . . **OPXL52W**
Blade-Finish. . . **B552S-OWH**
Light-Finish . . . **OLK3CFL-W**

AVAILABLE FINISHES		BLADE OPTIONS		LIGHT KIT OPTIONS	
AW	Antique White	Type 1 Blades* (See Pages 234-239) 	Type 3 Blades (See Pages 245-246) 	Complete Light Kits (See Pages 262-264) 	Customize Your Own (See Pages 264-268) 
BR	Brown				
FB	Flat Black				
GV	Galvanized Steel				
RI	Rustic Iron				
W	White				
*For Damp Location Only					
FAN CONTROLS					
Not Available					



Featured Fan: Bloom, Pages 194-195

Youth

Bloom	194	WarPlanes	198
ProStar Basketball	196		



Bloom

White Bloom with 52" Pink and Green Blades | Model**BL52W**
Blade**BBL52-GRN**
Light**Integrated**

Whimsical and endearing, the Bloom 52" ceiling fan will inspire her to blossom. The captivating upper and lower blades rotate independently and can be customized in 4 adorable combinations – pink and green, translucent teal and cherry, pink and white, and black and translucent. At 52" in diameter, the silent 3-speed reversible motor and glowing integrated light add even more charm. Plus, with the Intelligent Control System (ICS) remote control, this fan can grow right along with her. Blades sold separately.

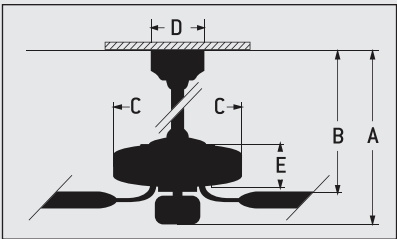
FEATURES

- Heavy-Duty, 3-Speed Reversible Motor
- 6" Downrod (Included)
- Limited Lifetime Warranty
- Blades Sold Separately. Upper and Lower Blades Turn Independently and in Opposite Directions
- Integrated Light Kit (Non-Dimmable) (2-13W GU24 CFL Bulbs Included)
- ICS Remote Control (Included)
- ICS Wall Control Available (Optional)

SPECS

- Blade Sweep Option. 52"
- Number of Blades 10
- Blade Pitch 13.5°
- Motor Size (MM) 188 x 15
- AMPS (HI Speed) <1
- Shipping Wt. (lbs.) 33.38
- CU. FT. in Carton 2.47
- Airflow* (Cubic Feet Per Minute) 4,202
- Watts (HI Speed) 49
- Airflow Efficiency* (CFM Per Watt) 86

CEILING DROP DIMENSIONS



A: 6" DR - 14.25" B: 6" DR - 9.75"
C: 13.0" D: 6.0"
E: 6.75" DR = Downrod

*Compare: 49" to 60" ceiling fans have airflow efficiencies ranging from approximately 51 to 176 cubic feet per minute per watt at high speed.



A | White Bloom with 52" Pink Blades
Model-Finish . . . **BL52W**
Blade-Finish. . . **BBL52-PNK**
Light-Finish . . . **Integrated**

B | White Bloom with 52" Translucent Teal and Cherry Blades
Model-Finish **BL52W**
Blade-Finish **BBL52-CNDY**
Light-Finish **Integrated**

C | White Bloom with 52" Black and Translucent Blades
Model-Finish . . . **BL52W**
Blade-Finish. . . **BBL52-BLK**
Light-Finish . . . **Integrated**

AVAILABLE FINISHES

W White

BLADE OPTIONS

Available Options Shown - Must Order Blade Finish

LIGHT KIT OPTIONS

Integrated (Non-Dimmable)

FAN CONTROLS

ICS Remote Control
(Included)



ICS Wall Control
(Included)



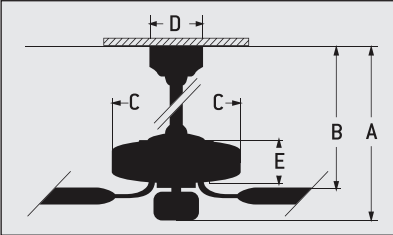


ProStar Basketball

ProStar Basketball with
52" Custom ProStar Blades and
Integrated Light Kit

Model . . . **PS52BB**
Blade . . . **Included**
Light . . . **Integrated**

A realistic basketball-shaped housing atop a hoop and net includes an integrated light and night light, the Pro Star Basketball fan is a slam dunk.

FEATURES	SPECS	CEILING DROP DIMENSIONS
Standard, 3-Speed Reversible Motor	Blade Sweep Option. 52"	
6" Downrod (Included)	Number of Blades 5	
Limited Lifetime Warranty	Blade Pitch 12°	
Custom ProStar Blades (Included)	Motor Size (MM) 153 x 15	
Integrated Downlight Kit (Non-Dimmable) (1-18W GU24 CFL Bulb Included)	AMPS (HI Speed) <1	A: 6" DR - 16.0" (31.5" with Net) C: 14.25" E: 9.5" B: 6" DR - 12.75" D: 7.25" DR = Downrod
LED Canopy Night-Light (Included)	Shipping Wt. (lbs.) 21.67	
TCS Remote Control (Included)	CU. FT. in Carton 2.39	
TCS Wall Control Available (Optional)	Airflow* (Cubic Feet Per Minute) 4,953	
	Watts (HI Speed) 55	
	Airflow Efficiency* (CFM Per Watt) 89	

*Compare: 49" to 60" ceiling fans have airflow efficiencies ranging from approximately 51 to 176 cubic feet per minute per watt at high speed.



A



B



C



D



A

Separate Remote Functions
Control the Night-Light, the Fan
and Integrated Light Kit

B

Unique Canopy Night-Light,
Perfect for the Young Sports
Enthusiast

C

Maple Blades for that
On-the-Court Look and
Matching Basketball Blade
Medallions

D

Realistic Leather Grain
Basketball Texture

AVAILABLE FINISHES

As Shown

BLADE OPTIONS

Included

LIGHT KIT OPTIONS

Integrated (Non-Dimmable)

FAN CONTROLS

TCS Remote Control
(Included)



TCS Wall Control (Optional)
TCS-WALL
See Page 274



Featured Fan: Pro Builder 202, Pages 212-213

Contractor

Cecilia	204	Pro Builder 206 Series	220
Cecilia Unipack	202	Pro Builder 207 Series	222
Pro Builder	206	Pro Builder 208 Series	224
Pro Builder 201 Series	210	Pro Builder 209 Series	226
Pro Builder 202 Series	212	Pro Contemporary Flushmount	228
Pro Builder 203 Series	214	Pro Universal Hugger	230
Pro Builder 204 Series	216		
Pro Builder 205 Series	218		



Cecilia Unipack

Antique White Distressed Cecilia Unipack with 52" Contracto Antique White Blades and Tea Stained Bowl Light Kit | Model . . . **CCU52AWD**
Blade . . . **BCD52-AW**
Light . . . **Included**

With its decorative flourishes and intricate details, the Cecilia Unipack captures the beauty and style of a glamorous age. The simple curves of the bowl light perfectly complement the fan's decorative embellishments.

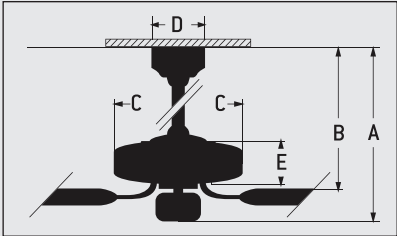
FEATURES

- Standard, 3-Speed Reversible Motor
- 4" Downrod (Included)
- Limited Lifetime Warranty
- Blades Sold Separately
- Tea Stained Glass Bowl Kit (AG, AWD & OBG)
Alabaster Glass Bowl Kit (BN)
(2-13W CFL Bulbs Included)
- Universal Control Adaptable (Optional)
- Additional Blade Selections in 42" Size Available

SPECS

- Blade Sweep Option. 42", 52"
- Number of Blades 5
- Blade Pitch 12°
- Motor Size (MM) 153 x 12
- AMPS (HI Speed) <1
- Shipping Wt. (lbs.) 18
- CU. FT. in Carton 1.6
- Airflow*
(Cubic Feet Per Minute) 5,156
- Watts (HI Speed) 63
- Airflow Efficiency*
(CFM Per Watt) 81

CEILING DROP DIMENSIONS



A: 4" DR - 21.75" B: 4" DR - 12.0"
C: 11.0" D: 5.125"
E: 4.25" DR = Downrod

*Compare: 36" to 48" ceiling fans have airflow efficiencies ranging from approximately 71 to 86 cubic feet per minute per watt at high speed.

*Compare: 49" to 60" ceiling fans have airflow efficiencies ranging from approximately 51 to 176 cubic feet per minute per watt at high speed.



Blades Sold Separately



A Athenian Obol Cecilia Unipack with 52" Contractor Flat Black Blades and White Frost Bowl Light Kit

Model-Finish . . . **CCU52AO**
Blade-Finish . . . **BCD52-FB**
Light-Finish . . . **Included**

B Aged Bronze Textured Cecilia Unipack with 52" Contractor Dark Oak Blades and Tea Stained Bowl Light Kit

Model . . . **CCU52AG**
Blade . . . **BCD52-DOK**
Light . . . **Included**

C Oiled Bronze Gilded Cecilia Unipack with 52" Contractor Teak Blades and Tea Stained Bowl Light Kit

Model-Finish **CCU52OBG**
Blade-Finish **BCD52-TK7**
Light-Finish **Included**

D Brushed Satin Nickel Cecilia Unipack with 52" Contractor Walnut Blades and Alabaster Bowl Light Kit

Model-Finish **CCU52BN**
Blade-Finish **BCD52-WB6**
Light-Finish **Included**

AVAILABLE FINISHES

AG	Aged Bronze Textured
AWD	Antique White Distressed
AO	Athenian Obol
BN	Brushed Satin Nickel
OBG	Oiled Bronze Gilded

BLADE OPTIONS

Type 5 Blades
(See Pages 249-253)



LIGHT KIT OPTIONS

Included

RELATED PRODUCTS

See Jeremiah Catalog for More Information



FAN CONTROLS

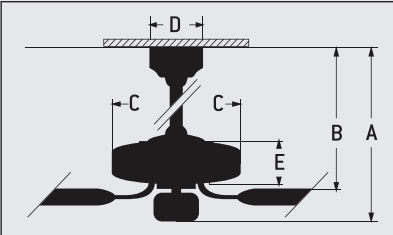
Universal Remote Control Adaptable
UCI-2000-2
See Page 274



Cecilia

Oiled Bronze Gilded Cecilia with 52" Contractor's Design Teak Blades | Model . . . **CC52AG**
Blade . . . **BCD52-TK7**
Light . . . **Not Shown**


With its decorative flourishes and intricate details, Cecilia captures the beauty and style of a glamorous age – an exceptional value.

FEATURES	SPECS	CEILING DROP DIMENSIONS
Standard, 3-Speed Reversible Motor	Blade Sweep Option. 42", 52"	
4" Downrod (Included)	Number of Blades 5	
Limited Lifetime Warranty	Blade Pitch 12°	
Blades Sold Separately	Motor Size (MM) 153 x 12	
Light Kit Adaptable (Optional)	AMPS (HI Speed) <1	
Universal Control Adaptable (Optional)	Shipping Wt. (lbs.) 18	
Additional Blade Selections in 42" Size Available	CU. FT. in Carton 1.6	
	Airflow* (Cubic Feet Per Minute) 5,156	A: 4" DR - 14.0"
	Watts (HI Speed) 63	C: 12.0"
	Electricity Use* 63 Watts	D: 5.125"
	Airflow Efficiency* (CFM Per Watt) 81	E: 4.25"
		B: 4" DR - 9.75"
		DR = Downrod

*Compare: 36" to 48" ceiling fans have airflow efficiencies ranging from approximately 71 to 86 cubic feet per minute per watt at high speed.

*Compare: 49" to 60" ceiling fans have airflow efficiencies ranging from approximately 51 to 176 cubic feet per minute per watt at high speed.





A Athenian Obol Cecilia with 52" Contractor Dark Oak Blades

Model-Finish . . . **CC52AO**
Blade-Finish . . . **BCD52-DOK**
Light-Finish . . . **Not Shown**

B Oiled Bronze Gilded Cecilia with 52" Contractor Teak Blades

Model-Finish **CC52OBG**
Blade-Finish **BCD52-TK7**
Light-Finish **Not Shown**

C Aged Bronze Textured Cecilia with 52" Contractor Aged Bronze Blades

Model-Finish **CC52AG**
Blade-Finish **BCD52-AG**
Light-Finish **Not Shown**

D Brushed Satin Nickel Cecilia with 52" Contractor White Washed Blades

Model-Finish **CC52BN**
Blade-Finish **BCD52-WA**
Light-Finish **Not Shown**

AVAILABLE FINISHES

AG	Aged Bronze Textured
AWD	Antique White Distressed
AO	Athenian Obol
BN	Brushed Satin Nickel
OBG	Oiled Bronze Gilded

BLADE OPTIONS

Type 5 Blades
(See Pages 249-253)



LIGHT KIT OPTIONS

Bowl Light Kits
(See Pages 254-261)



Complete Light Kits
(See Pages 262-264)



Customize Your Own
(See Pages 264-268)



RELATED PRODUCTS

See Jeremiah Catalog for More Information



FAN CONTROLS

Universal Remote Control Adaptable
UCI-2000-2
See Page 274



Pro Builder

Aged Bronze Textured Pro Builder with 52" Contractor Plus Series Aged Bronze Blades | Model . . . **C52AG**
Blade . . . **BCD52-AG**
Light . . . **Not Shown**

Offering a vast array of finishes and blades, the Pro Builder Series makes it easy for you to bring Craftmade quality to your home or office. Pro Builder ceiling fans deliver an ideal combination of excellent performance and exceptional value.

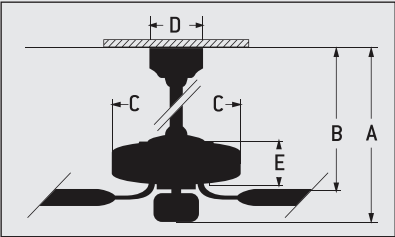
FEATURES

- 3-Speed Reversible Motor
- 4" Downrod (Included)
- Limited Lifetime Warranty
- Blades Sold Separately
- Light Kit Adaptable (Optional)
- Universal Remote Control (Optional)

SPECS

- Blade Sweep Option. 42", 52"
- Number of Blades. 5
- Blade Pitch. 12°
- Motor Size (MM) 153 x 13
- AMPS (HI Speed) <1
- Shipping Wt. (lbs.) 10.60
- CU. FT. in Carton 1.58
- Airflow* (Cubic Feet Per Minute) 4,658
- Watts (HI Speed) 63
- Airflow Efficiency* (CFM Per Watt) 74

CEILING DROP DIMENSIONS



A: 4" DR - 13.05" B: 4" DR - 10.71"
C: 11.42" D: 5.12"
E: 4.28" DR = Downrod

*Compare: 36" to 48" ceiling fans have airflow efficiencies ranging from approximately 71 to 86 cubic feet per minute per watt at high speed.

*Compare: 49" to 60" ceiling fans have airflow efficiencies ranging from approximately 51 to 176 cubic feet per minute per watt at high speed.



Blades Sold Separately



A Aged Bronze Brushed Pro Builder with 52" Contractor Mahogany Blades

Model-Finish . . **C52ABZ**
Blade-Finish. . . **BCD52-MA**
Light-Finish . . . **Not Shown**

B Antique White Pro Builder with 52" Contractor Plus Series White Blades

Model-Finish . . **C52AW**
Blade-Finish. . . **BCD52P-W**
Light-Finish . . . **Not Shown**

C Biscay Walnut Pro Builder with 52" Contractor Reversible Charred Oak (Shown)/Walnut Blades

Model-Finish . . **C52BCW**
Blade-Finish. . . **BELN52-CWWN**
Light-Finish . . . **Not Shown**

D Brushed Satin Nickel Pro Builder with 52" Contractor Rosewood Blades

Model-Finish . . **C52BN**
Blade-Finish. . . **BCD52-RW3**
Light-Finish . . . **Not Shown**

AVAILABLE FINISHES

AB	Antique Brass
ABZ	Aged Bronze Brushed
AG	Aged Bronze Textured
AW	Antique White
BN	Brushed Satin Nickel
BCW	Biscay Walnut
BNK	Brushed Polished Nickel
FB	Flat Black
OB	Oiled Bronze
PB	Polished Brass
W	White

BLADE OPTIONS

Type 5 Blades
(See Pages 249-253)



LIGHT KIT OPTIONS

Bowl Light Kits
(See Pages 254-261)



Complete Light Kits
(See Pages 262-264)



Customize Your Own
(See Pages 264-268)



FAN CONTROLS

Universal Remote Control Adaptable
UCI-2000-2
See Page 274



Pro Builder (cont'd)

Brushed Polished Nickel Pro Builder with 52" Contractor Flat Black Blades | Model . . . **C52BNK**
Blade . . . **BCD52-FB**
Light . . . **Not Shown**

Offering a vast array of finishes and blades, the Pro Builder Series makes it easy for you to bring Craftmade quality to your home or office. Pro Builder ceiling fans deliver an ideal combination of excellent performance and exceptional value.

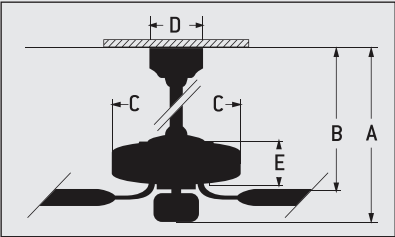
FEATURES

- 3-Speed Reversible Motor
- 4" Downrod (Included)
- Limited Lifetime Warranty
- Blades Sold Separately
- Light Kit Adaptable (Optional)
- Universal Remote Control (Optional)

SPECS

- Blade Sweep Option. 42", 52"
- Number of Blades. 5
- Blade Pitch. 12°
- Motor Size (MM) 153 x 13
- AMPS (HI Speed) <1
- Shipping Wt. (lbs.) 10.60
- CU. FT. in Carton 1.58
- Airflow* (Cubic Feet Per Minute) 4,658
- Watts (HI Speed) 63
- Airflow Efficiency* (CFM Per Watt) 74

CEILING DROP DIMENSIONS



A: 4" DR - 13.05"
C: 11.42"
E: 4.28"
B: 4" DR - 10.71"
D: 5.12"
DR = Downrod

*Compare: 36" to 48" ceiling fans have airflow efficiencies ranging from approximately 71 to 86 cubic feet per minute per watt at high speed.

*Compare: 49" to 60" ceiling fans have airflow efficiencies ranging from approximately 51 to 176 cubic feet per minute per watt at high speed.





A Flat Black Pro Builder with
52" Contractor Plus Series
Flat Black Blades

Model-Finish . . **C52FB**
Blade-Finish. . . **BCD52P-FB**
Light-Finish . . . **Not Shown**

B Oiled Bronze Pro Builder with 52" Contractor
Oiled Bronze Blades

Model-Finish . . **C52OB**
Blade-Finish. . . **BCD52-OB**
Light-Finish . . . **Not Shown**

C Polished Brass Pro Builder with
52" Contractor Light Oak Blades

Model-Finish . . **C52PB**
Blade-Finish. . . **BCD52-LOK**
Light-Finish . . . **Not Shown**

D White Pro Builder with 52"
Contractor White Blades

Model-Finish . . **C52W**
Blade-Finish. . . **BCD52-W**
Light-Finish . . . **Not Shown**

AVAILABLE FINISHES

AB	Antique Brass
ABZ	Aged Bronze Brushed
AG	Aged Bronze Textured
AW	Antique White
BN	Brushed Satin Nickel
BCW	Biscay Walnut
BNK	Brushed Polished Nickel
FB	Flat Black
OB	Oiled Bronze
PB	Polished Brass
W	White

BLADE OPTIONS

Type 5 Blades
(See Pages 249-253)



LIGHT KIT OPTIONS

Bowl Light Kits
(See Pages 254-261)



Complete Light Kits
(See Pages 262-264)



Customize Your Own
(See Pages 264-268)



FAN CONTROLS

Universal Remote Control Adaptable
UCI-2000-2
See Page 274



Pro Builder 201 Series

Brushed Satin Nickel Pro
Builder 201 Series with 52"
Contractor Maple Blades and
White Frost Bowl Light Kit

Model-Finish . . . **C201BN**
Blade-Finish. . . **BCD52-MP**
Light-Finish . . . **Included**

Offering a vast array of finishes and blades, the Pro Builder Series makes it easy for you to bring Craftmade quality to your home or of-
fice. Pro Builder ceiling fans deliver an ideal combination of excellent performance and exceptional value.

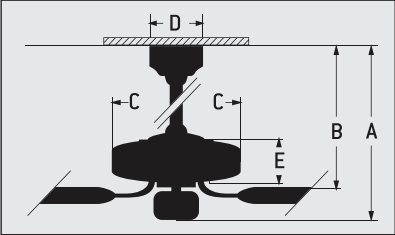
FEATURES

- 3-Speed Reversible Motor
- 4" Downrod (Included)
- Limited Lifetime Warranty
- Blades Sold Separately
- White Frost Bowl Light Kit Included
(2-13W CFL Bulbs Included)
- Universal Remote Control (Optional)

SPECS

- Blade Sweep Option. 42", 52"
- Number of Blades. 5
- Blade Pitch. 12°
- Motor Size (MM) 153 x 13
- AMPS (HI Speed) <1
- Shipping Wt. (lbs.) 13.42
- CU. FT. in Carton 1.97
- Airflow*
(Cubic Feet Per Minute) 4,643
- Watts (HI Speed) 63
- Airflow Efficiency*
(CFM Per Watt) 74

CEILING DROP DIMENSIONS



A: 4" DR - 18.61"
C: 11.42"
E: 4.28"

B: 4" DR - 10.71"
D: 5.12"
DR = Downrod

*Compare: 49" to 60" ceiling fans have airflow efficiencies ranging from approximately 51 to 176 cubic feet per minute per watt at high speed.





A Oiled Bronze Pro Builder 201 Series with 52" Contractor Washed Walnut Birch Blades and Bowl Light Kit

Model-Finish . . . **C201OB**
Blade-Finish. . . **BCD52-WWB**
Light-Finish . . . **Included**

B Aged Bronze Brushed Pro Builder 201 Series with 52" Contractor Plus Series Walnut Blades and White Frost Bowl Light Kit

Model . . . **C201ABZ**
Blade . . . **BCD52P-WB6**
Light. . . **Included**

C Brushed Polished Nickel Pro Builder 201 Series with 52" Contractor Plus Series Walnut Blades and Bowl Light Kit

Model-Finish . . . **C201BNK**
Blade-Finish. . . **BCD52P-WB6**
Light-Finish . . . **Included**

D White Pro Builder 201 Series with 52" Contractor White Blades and Bowl Light Kit

Model-Finish . . . **C201W**
Blade-Finish. . . **BCD52-W**
Light-Finish . . . **Included**

AVAILABLE FINISHES

ABZ	Aged Bronze Brushed
AW	Antique White
BN	Brushed Satin Nickel
BNK	Brushed Polished Nickel
OB	Oiled Bronze
W	White

BLADE OPTIONS

Type 5 Blades
(See Pages 249-253)



LIGHT KIT OPTIONS

Included

FAN CONTROLS

Universal Remote Control Adaptable
UCI-2000-2
See Page 274



Pro Builder 202 Series

Aged Bronze Brushed Pro
Builder 202 Series with 52"
Contractor Plus Series Walnut
Blades and Bowl Light Kit

Model . . . **C202ABZ**
Blade . . . **BCD52P-WB6**
Light . . . **Included**

Offering a vast array of finishes and blades, the Pro Builder Series makes it easy for you to bring Craftmade quality to your home or of-
fice. Pro Builder ceiling fans deliver an ideal combination of excellent performance and exceptional value.

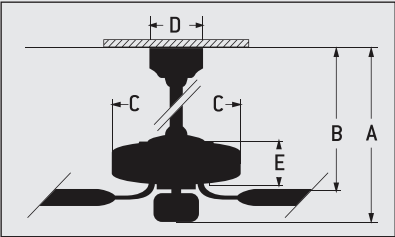
FEATURES

- 3-Speed Reversible Motor
- 4" Downrod (Included)
- Limited Lifetime Warranty
- Blades Sold Separately
- Amber Frost Bowl Light Kit Included (2-13W CFL Bulbs Included)
- Universal Remote Control (Optional)

SPECS

- Blade Sweep Option. 42", 52"
- Number of Blades 5
- Blade Pitch 12°
- Motor Size (MM) 153 x 13
- AMPS (HI Speed) <1
- Shipping Wt. (lbs.) 13.42
- CU. FT. in Carton 1.97
- Airflow* (Cubic Feet Per Minute) 4,643
- Watts (HI Speed) 63
- Airflow Efficiency* (CFM Per Watt) 74

CEILING DROP DIMENSIONS



A: 4" DR - 18.61"
C: 11.42"
E: 4.28"

B: 4" DR - 10.71"
D: 5.12"
DR = Downrod

*Compare: 49" to 60" ceiling fans have airflow efficiencies ranging from approximately 51 to 176 cubic feet per minute per watt at high speed.



A



B



A Aged Bronze Textured Pro Builder 202 Series with 52" Contractor Aged Bronze Blades and Bowl Light Kit

Model-Finish . . **C202AG**
Blade-Finish. . . **BCD52-AG**
Light-Finish . . . **Included**

B Oiled Bronze Pro Builder 202 Series with 52" Contractor Plus Series Oiled Bronze Blades and Bowl Light Kit

Model-Finish . . **C202OB**
Blade-Finish. . . **BCD52P-OB**
Light-Finish . . . **Included**

AVAILABLE FINISHES

- ABZ** Aged Bronze Brushed
- AG** Aged Bronze Textured
- OB** Oiled Bronze

BLADE OPTIONS

Type 5 Blades
(See Pages 249-253)



LIGHT KIT OPTIONS

Included

FAN CONTROLS

Universal Remote Control Adaptable
UCI-2000-2
See Page 274



Pro Builder 203 Series

Brushed Polished Nickel Pro Builder 203 Series with 52" Contractor Dark Oak Blades

Model-Finish . . . **C203BNK**
Blade-Finish. . . **BCD52-DOK**
Light-Finish . . . **Included**

Offering a vast array of finishes and blades, the Pro Builder Series makes it easy for you to bring Craftmade quality to your home or office. Pro Builder ceiling fans deliver an ideal combination of excellent performance and exceptional value.

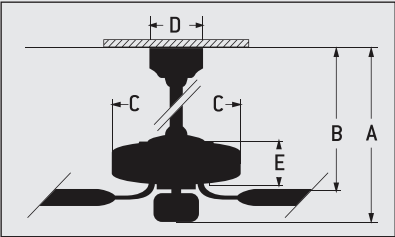
FEATURES

- 3-Speed Reversible Motor
- 4" Downrod (Included)
- Limited Lifetime Warranty
- Blades Sold Separately
- Integrated White Frost 4-Light Kit (4-13W CFL Bulbs Included)
- Universal Remote Control (Optional)

SPECS

- Blade Sweep Option. 42", 52"
- Number of Blades 5
- Blade Pitch 12°
- Motor Size (MM) 153 x 13
- AMPS (HI Speed) <1
- Shipping Wt. (lbs.) 15.11
- CU. FT. in Carton 1.98
- Airflow* (Cubic Feet Per Minute) 4,640
- Watts (HI Speed) 63
- Airflow Efficiency* (CFM Per Watt) 74

CEILING DROP DIMENSIONS



A: 4" DR - 18.58"
C: 11.42"
E: 4.28"

B: 4" DR - 10.71"
D: 5.12"
DR = Downrod

*Compare: 49" to 60" ceiling fans have airflow efficiencies ranging from approximately 51 to 176 cubic feet per minute per watt at high speed.



Blades Sold Separately



A White Pro Builder 203 Series with 52" Contractor White Blades and Light Kit

Model-Finish . . . **C203W**
Blade-Finish. . . **BCD52-W**
Light-Finish . . . **Included**

B Brushed Satin Nickel Pro Builder 203 Series with 52" Contractor Maple Blades and Light Kit

Model-Finish . . . **C203BN**
Blade-Finish. . . **BCD52-MP**
Light-Finish . . . **Included**

C Aged Bronze Brushed Pro Builder 203 Series with 52" Contractor Dark Oak Blades and Light Kit

Model . . . **C203ABZ**
Blade . . . **BCD52-DOK**
Light. . . **Included**

D Oiled Bronze Pro Builder 203 Series with 52" Contractor Walnut Blades and Light Kit

Model-Finish . . . **C203OB**
Blade-Finish. . . **BCD52-WB6**
Light-Finish . . . **Included**

AVAILABLE FINISHES

- ABZ** Aged Bronze Brushed
- AW** Antique White
- BN** Brushed Satin Nickel
- BNK** Brushed Polished Nickel
- OB** Oiled Bronze
- W** White

BLADE OPTIONS

Type 5 Blades
(See Pages 249-253)



LIGHT KIT OPTIONS

Integrated

FAN CONTROLS

Universal Remote Control Adaptable
UCI-2000-2
See Page 274



Pro Builder 204 Series

Aged Bronze Brushed Pro Builder 204 Series with 52" Contractor Dark Oak Blades and Light Kit

Model . . . **C204ABZ**
Blade . . . **BCD52-DOK**
Light . . . **Integrated**

Offering a vast array of finishes and blades, the Pro Builder Series makes it easy for you to bring Craftmade quality to your home or office. Pro Builder ceiling fans deliver an ideal combination of excellent performance and exceptional value.

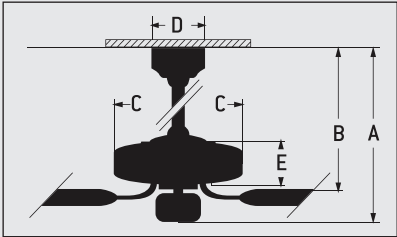
FEATURES

- 3-Speed Reversible Motor
- 4" Downrod (Included)
- Limited Lifetime Warranty
- Blades Sold Separately
- Integrated Amber Frost 4-Light Kit (4-13W CFL Bulbs Included)
- Universal Remote Control (Optional)

SPECS

- Blade Sweep Option. 42", 52"
- Number of Blades 5
- Blade Pitch 12°
- Motor Size (MM) 153 x 13
- AMPS (Hi Speed) <1
- Shipping Wt. (lbs.) 15.11
- CU. FT. in Carton 1.98
- Airflow* (Cubic Feet Per Minute) 4,640
- Watts (Hi Speed) 63
- Airflow Efficiency* (CFM Per Watt) 74

CEILING DROP DIMENSIONS



A: 4" DR - 18.58"
C: 11.42"
E: 4.28"

B: 4" DR - 10.71"
D: 5.12"
DR = Downrod

*Compare: 49" to 60" ceiling fans have airflow efficiencies ranging from approximately 51 to 176 cubic feet per minute per watt at high speed.



A



B



A Aged Bronze Textured Pro Builder 204 Series with 52" Contractor Walnut Blades and Light Kit

Model-Finish . . **C204AG**
Blade-Finish. . . **BCD52-WB6**
Light-Finish . . . **Integrated**

B Oiled Bronze Pro Builder 204 Series with 52" Contractor Oiled Bronze Blades and Light Kit

Model-Finish . . **C204OB**
Blade-Finish. . . **BCD52-OB**
Light-Finish . . . **Integrated**

AVAILABLE FINISHES	BLADE OPTIONS	LIGHT KIT OPTIONS
<div><div>ABZ</div>Aged Bronze Brushed</div> <div><div>AG</div>Aged Bronze Textured</div> <div><div>OB</div>Oiled Bronze</div>	<div>Type 5 Blades (See Pages 249-253)</div> <div><div></div><div></div><div></div></div>	<div>Integrated</div>

FAN CONTROLS
Universal Remote Control Adaptable
UCI-2000-2
See Page 274



Pro Builder 205 Series

Brushed Satin Nickel Pro Builder 205 Series with 52" Contractor Mahogany Blades and Light Kit

Model-Finish . . . **C205BN**
Blade-Finish. . . **BCD52-MA**
Light-Finish . . . **Integrated**

Offering a vast array of finishes and blades, the Pro Builder Series makes it easy for you to bring Craftmade quality to your home or office. Pro Builder ceiling fans deliver an ideal combination of excellent performance and exceptional value.

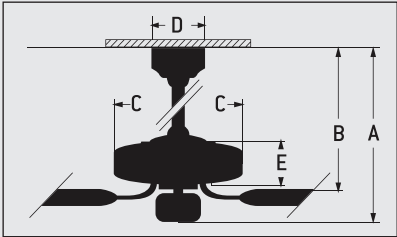
FEATURES

- 3-Speed Reversible Motor
- 4" Downrod (Included)
- Limited Lifetime Warranty
- Blades Sold Separately
- Integrated White Frost 3-Light Kit (3-60W Candelabra Bulbs Included)
- Universal Remote Control (Optional)

SPECS

- Blade Sweep Option. 42", 52"
- Number of Blades. 5
- Blade Pitch. 12°
- Motor Size (MM) 153 x 13
- AMPS (HI Speed) <1
- Shipping Wt. (lbs.) 13.64
- CU. FT. in Carton 1.87
- Airflow* (Cubic Feet Per Minute) 4,635
- Watts (HI Speed) 63
- Airflow Efficiency* (CFM Per Watt) 74

CEILING DROP DIMENSIONS



A: 4" DR - 18.58" B: 4" DR - 10.71"
C: 11.42" D: 5.12"
E: 4.28" DR = Downrod

*Compare: 49" to 60" ceiling fans have airflow efficiencies ranging from approximately 51 to 176 cubic feet per minute per watt at high speed.



Blades Sold Separately



A Aged Bronze Brushed Pro Builder 205 Series with 52" Contractor Plus Series Teak Blades and Light Kit

Model . . . **C205ABZ**
Blade . . . **BCD52P-TK7**
Light . . . **Integrated**

B Oiled Bronze Pro Builder 205 Series with 52" Contractor Oiled Bronze Blades and Light Kit

Model-Finish . . **C205OB**
Blade-Finish. . . **BCD52-OB**
Light-Finish . . . **Integrated**

C Flat Black Pro Builder 205 Series with 52" Contractor Flat Black Blades and Light Kit

Model-Finish . . **C205FB**
Blade-Finish. . . **BCD52-FB**
Light-Finish . . . **Integrated**

D White Pro Builder 205 Series with 52" Contractor White Washed Blades and Light Kit

Model-Finish . . **C205W**
Blade-Finish. . . **BCD52-WA**
Light-Finish . . . **Integrated**

AVAILABLE FINISHES

ABZ	Aged Bronze Brushed
BN	Brushed Satin Nickel
BNK	Brushed Polished Nickel
FB	Flat Black
OB	Oiled Bronze
W	White

BLADE OPTIONS

Type 5 Blades
(See Pages 249-253)



LIGHT KIT OPTIONS

Integrated

FAN CONTROLS

Universal Remote Control Adaptable
UCI-2000-2
See Page 274



Pro Builder 206 Series

Aged Bronze Textured Pro Builder 206 Series with 52" Contractor Plus Washed Walnut Birch Blades and Light Kit

Model-Finish . . . **C206AG**
Blade-Finish. . . **BCD52P-WWB**
Light-Finish . . . **Integrated**

Offering a vast array of finishes and blades, the Pro Builder Series makes it easy for you to bring Craftmade quality to your home or of- fice. Pro Builder ceiling fans deliver an ideal combination of excellent performance and exceptional value.

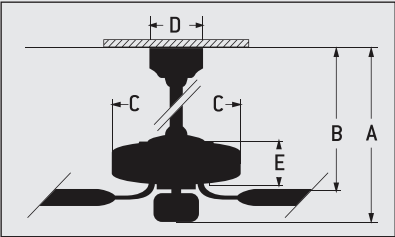
FEATURES

- 3-Speed Reversible Motor
- 4" Downrod (Included)
- Limited Lifetime Warranty
- Blades Sold Separately
- Amber Frost 3-Light Kit Included (3-60W Candelabra Bulbs Included)
- Universal Remote Control (Optional)

SPECS

- Blade Sweep Option. 42", 52"
- Number of Blades 5
- Blade Pitch 12°
- Motor Size (MM) 153 x 13
- AMPS (HI Speed) <1
- Shipping Wt. (lbs.) 13.64
- CU. FT. in Carton 1.87
- Airflow* (Cubic Feet Per Minute) 4,635
- Watts (HI Speed) 63
- Airflow Efficiency* (CFM Per Watt) 74

CEILING DROP DIMENSIONS



A: 4" DR - 18.58" B: 4" DR - 10.71"
C: 11.42" D: 5.12"
E: 4.28" DR = Downrod

*Compare: 49" to 60" ceiling fans have airflow efficiencies ranging from approximately 51 to 176 cubic feet per minute per watt at high speed.



A



B



A

Aged Bronze Brushed Pro Builder 206 Series with 52" Contractor Mahogany Blades and Light Kit

Model . . . **C206ABZ**
Blade . . . **BCD52-MA**
Light . . . **Integrated**

B

Oiled Bronze Pro Builder 206 Series with 52" Contractor Plus Series Oiled Bronze Blades and Light Kit

Model-Finish . . **C206OB**
Blade-Finish. . . **BCD52P-OB**
Light-Finish . . . **Integrated**

AVAILABLE FINISHES

- ABZ** Aged Bronze Brushed
- AG** Aged Bronze Textured
- OB** Oiled Bronze

BLADE OPTIONS

Type 5 Blades
(See Pages 249-253)



LIGHT KIT OPTIONS

Integrated

FAN CONTROLS

Universal Remote Control Adaptable
UCI-2000-2
See Page 274



Pro Builder 207 Series

Brushed Polished Nickel Pro Builder 207 Series with 52" Contractor Plus Series Walnut Blades and Bowl Light Kit

Model-Finish . . . **C207BNK**
Blade-Finish. . . **BCD52P-WB6**
Light-Finish . . . **Included**

Offering a vast array of finishes and blades, the Pro Builder Series makes it easy for you to bring Craftmade quality to your home or office. Pro Builder ceiling fans deliver an ideal combination of excellent performance and exceptional value.

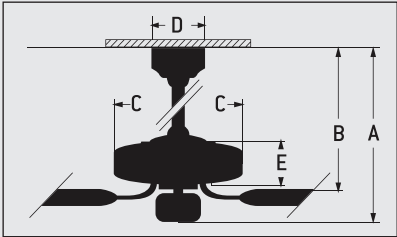
FEATURES

- 3-Speed Reversible Motor
- 4" Downrod (Included)
- Limited Lifetime Warranty
- Blades Sold Separately
- White Frost Bowl Light Kit Included (2 GU24 Base Bulbs Included)
- Universal Remote Control (Optional)

SPECS

- Blade Sweep Option. 42, 52"
- Number of Blades 5
- Blade Pitch 12°
- Motor Size (MM) 153 x 13
- AMPS (HI Speed) <1
- Shipping Wt. (lbs.) 13.90
- CU. FT. in Carton 1.97
- Airflow* (Cubic Feet Per Minute) 4,643
- Watts (HI Speed) 63
- Airflow Efficiency* (CFM Per Watt) 74

CEILING DROP DIMENSIONS



A: 4" DR - 18.61"
C: 11.42"
E: 4.28"

B: 4" DR - 10.71"
D: 5.12"
DR = Downrod

*Compare: 49" to 60" ceiling fans have airflow efficiencies ranging from approximately 51 to 176 cubic feet per minute per watt at high speed.



A Brushed Satin Nickel Pro Builder 207 Series with 52" Contractor Maple Blades and Bowl Light Kit

Model-Finish . . . **C207BN**
Blade-Finish. . . **BCD52-MP**
Light-Finish . . . **Included**

B Aged Bronze Brushed Pro Builder 207 Series with 52" Contractor Plus Series Walnut Blades and Light Kit

Model . . . **C207ABZ**
Blade . . . **BCD52P-WB6**
Light . . . **Included**

C Oiled Bronze Pro Builder 207 Series with 52" Contractor Washed Walnut Birch Blades and Bowl Light Kit

Model-Finish . . . **C207OB**
Blade-Finish. . . **BCD52-WWB**
Light-Finish . . . **Included**

D White Pro Builder 207 Series with 52" Contractor White Blades and Bowl Light Kit

Model-Finish . . . **C207W**
Blade-Finish. . . **BCD52-W**
Light-Finish . . . **Included**

AVAILABLE FINISHES

ABZ	Aged Bronze Brushed
BN	Brushed Satin Nickel
BNK	Brushed Polished Nickel
OB	Oiled Bronze
W	White

BLADE OPTIONS

Type 5 Blades
(See Pages 249-253)



LIGHT KIT OPTIONS

Included

FAN CONTROLS

Universal Remote Control Adaptable
UCI-2000-2
See Page 274



Pro Builder 208 Series

Aged Bronze Brushed Pro Builder 208 Series with 52" Contractor Plus Series Walnut Blades and Bowl Light Kit

Model . . . **C208ABZ**
Blade . . . **BCD52P-WB6**
Light . . . **Included**

Offering a vast array of finishes and blades, the Pro Builder Series makes it easy for you to bring Craftmade quality to your home or office. Pro Builder ceiling fans deliver an ideal combination of excellent performance and exceptional value.

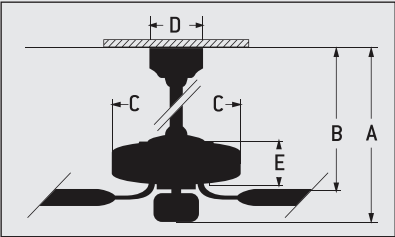
FEATURES

- 3-Speed Reversible Motor
- 4" Downrod (Included)
- Limited Lifetime Warranty
- Blades Sold Separately
- Amber Frost Bowl Light Kit Included (2- GU24 Base Bulbs Included)
- Universal Remote Control (Optional)

SPECS

- Blade Sweep Option. 42", 52"
- Number of Blades 5
- Blade Pitch 12°
- Motor Size (MM) 153 x 13
- AMPS (HI Speed) <1
- Shipping Wt. (lbs.) 13.90
- CU. FT. in Carton 1.97
- Airflow* (Cubic Feet Per Minute) 4,643
- Watts (HI Speed) 63
- Airflow Efficiency* (CFM Per Watt) 74

CEILING DROP DIMENSIONS



A: 4" DR - 18.61"
C: 11.42"
E: 4.28"

B: 4" DR - 10.71"
D: 5.12"
DR = Downrod

*Compare: 49" to 60" ceiling fans have airflow efficiencies ranging from approximately 51 to 176 cubic feet per minute per watt at high speed.



A



B



A Aged Bronze Textured Pro Builder 208 Series with 52" Contractor Aged Bronze Blades and Bowl Light Kit

Model-Finish . . **C208AG**
Blade-Finish. . . **BCD52-AG**
Light-Finish . . . **Included**

B Oiled Bronze Pro Builder 208 Series with 52" Contractor Plus Series Oiled Bronze Blades and Bowl Light Kit

Model-Finish . . **C208OB**
Blade-Finish. . . **BCD52P-OB**
Light-Finish . . . **Included**

AVAILABLE FINISHES	BLADE OPTIONS	LIGHT KIT OPTIONS
<div><div>ABZ</div>Aged Bronze Brushed</div> <div><div>AG</div>Aged Bronze Textured</div> <div><div>OB</div>Oiled Bronze</div>	<div>Type 5 Blades (See Pages 249-253)</div> <div><div></div><div></div><div></div></div>	<div>Included</div>

FAN CONTROLS

Universal Remote Control Adaptable
UCI-2000-2
See Page 274



Pro Builder 209 Series

Brushed Satin Nickel Pro Builder 209 Series with 52" Contractor Brushed Nickel Blades and Low Profile Pan Light Kit

Model-Finish . . . **C209BN**
Blade-Finish. . . **BCD52-BN**
Light-Finish . . . **Included**

Offering a vast array of finishes and blades, the Pro Builder Series makes it easy for you to bring Craftmade quality to your home or office. Pro Builder ceiling fans deliver an ideal combination of excellent performance and exceptional value.

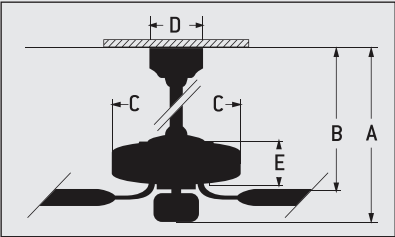
FEATURES

- 3-Speed Reversible Motor
- 4" Downrod (Included)
- Limited Lifetime Warranty
- Blades Sold Separately
- Low Profile Pan Light Kit in Opal White Glass (2-13W CFL Bulbs Included)
- Universal Remote Control (Optional)

SPECS

- Blade Sweep Option. 42", 52"
- Number of Blades 5
- Blade Pitch 12°
- Motor Size (MM) 153 x 13
- AMPS (HI Speed) <1
- Shipping Wt. (lbs.) 13.20
- CU. FT. in Carton 1.95
- Airflow* (Cubic Feet Per Minute) 4,517
- Watts (HI Speed) 63
- Airflow Efficiency* (CFM Per Watt) 74

CEILING DROP DIMENSIONS



A: 4" DR - 17.0"
C: 11.42"
E: 4.28"

B: 4" DR - 10.71"
D: 5.12"
DR = Downrod

*Compare: 49" to 60" ceiling fans have airflow efficiencies ranging from approximately 51 to 176 cubic feet per minute per watt at high speed.





A Aged Bronze Brushed Pro Builder 209 Series with 52" Contractor Dark Oak Blades and Low Profile Pan Light Kit
Model . . . **C209ABZ**
Blade . . . **BCD52-DOK**
Light . . . **Included**

B Brushed Polished Nickel Pro Builder 209 Series with 52" Contractor Walnut Blades and Low Profile Pan Light Kit
Model-Finish . . **C209BNK**
Blade-Finish. . . **BCD52-WB6**
Light-Finish . . . **Included**

C White Pro Builder 209 Series with 52" Contractor White Blades and Low Profile Pan Light Kit
Model-Finish . . **C209W**
Blade-Finish. . . **BCD52-W**
Light-Finish . . . **Included**

AVAILABLE FINISHES

- ABZ** Aged Bronze Brushed
- BN** Brushed Satin Nickel
- BNK** Brushed Polished Nickel
- W** White

BLADE OPTIONS

Type 5 Blades
(See Pages 249-253)



LIGHT KIT OPTIONS

Included

FAN CONTROLS

Universal Remote Control Adaptable
UCI-2000-2
See Page 274



Pro Contemporary Flushmount

Brushed Satin Nickel Pro Contemporary Flushmount with 52" Contractor Plus Series Light Oak Blades

Model-Finish . . . **PFC52BN**
Blade-Finish . . . **BCD52-LOK**
Light-Finish . . . **Not Shown**

An update to traditional “hugger” ceiling fans, the Pro Contemporary Flushmount is smart and savvy, too. Designed for rooms with lower ceilings, the detailing at the top of the housing brings more than a distinctive look. It keeps the fan motor cool for a lifetime of quiet trouble-free operation.

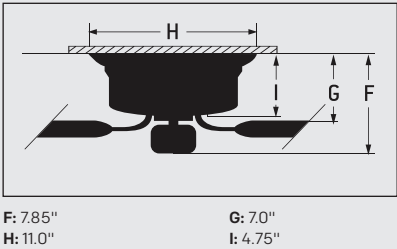
FEATURES

- Standard, 3-Speed Reversible Motor
- Small Space Flushmount Installation
- Limited Lifetime Warranty
- Blades Sold Separately
- Light Kit Adaptable (Optional)
- Universal Control Adaptable (Optional)

SPECS

- Blade Sweep Option. 42", 52"
- Number of Blades 5
- Blade Pitch 12°
- Motor Size (MM) 153 x 15
- AMPS (HI Speed) <1
- Watts (HI Speed) 80
- Shipping Wt. (lbs.) 14.5
- CU. FT. in Carton 1.1

CEILING DROP DIMENSIONS



Blades Sold Separately



A Oiled Bronze Pro Contemporary Flushmount with 52" Contractor Plus Series Oiled Bronze Blades

Model-Finish . . . **PFC52OB**
Blade-Finish. . . **BCD52P-OB**
Light-Finish . . . **Not Shown**

B Antique Brass Pro Contemporary Flushmount with 52" Contractor Cherry Blades

Model-Finish . . . **PFC52AB**
Blade-Finish. . . **BCD52-CR**
Light-Finish . . . **Not Shown**

C White Pro Contemporary Flushmount with 52" Contractor White Blades

Model . . . **PFC52W**
Blade . . . **BCD52-W**
Light . . . **Not Shown**

AVAILABLE FINISHES

- AB** Antique Brass
- BN** Brushed Satin Nickel
- OB** Oiled Bronze
- W** White

BLADE OPTIONS

- Type 5 Blades**
(See Pages 249-253)
-

LIGHT KIT OPTIONS

- | | | |
|-----------------------------------------------|---------------------------------------------------|--------------------------------------------------|
| Bowl Light Kits
(See Pages 254-261) | Complete Light Kits
(See Pages 262-264) | Customize Your Own
(See Pages 264-268) |
| | | |

FAN CONTROLS

Universal Remote Control Adaptable
UCI-2000-2
See Page 274



Pro Universal Hugger

Oiled Bronze Pro Universal Hugger with 52" Contractor Plus Series Cherry Blades | Model . . . **PUH520B**
Blade . . . **BCD52P-CR**
Light . . . **Not Shown**

The Pro Universal Hugger was designed for situations where the need for a ceiling fan exceeds the ceiling height - Less than 8" from top to bottom.

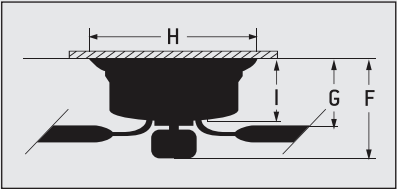
FEATURES

- Standard, 3-Speed Reversible Motor
- Small Space Flushmount Installation
- Limited Lifetime Warranty
- Blades Sold Separately
- Light Kit Adaptable (Optional)
- Universal Control Available (Optional)

SPECS

- Blade Sweep Opt. 42", 52"
- Number of Blades 5
- Blade Pitch 12°
- Motor Size (MM) 153 x 15
- Amps (High Speed) <1
- Watts (High Speed) 63
- Shipping Weight 14.55
- CU. FT. in Carton 6.1

CEILING DROP DIMENSIONS



F: 7.875" G: 5.25"
H: 11.0" I: 5.0"



Blades Sold Separately



A Brushed Satin Nickel Pro Universal Hugger with 52" Contractor Plus Series Brushed Nickel Blades
Model-Finish . . . **PUH52BN**
Blade-Finish. . . **BCD52-BN**
Light-Finish . . . **Not Shown**

B White Pro Universal Hugger with 52" Contractor Plus Series White Blades
Model-Finish . . . **PUH52W**
Blade-Finish. . . **BCD52P-W**
Light-Finish . . . **Not Shown**

C Rustic Iron Pro Universal Hugger with 52" Contractor Washed Walnut Birch Blades
Model-Finish . . . **PUH52RI**
Blade-Finish. . . **BCD52-WWB**
Light-Finish . . . **Not Shown**


D Antique Brass Pro Universal Hugger with 52" Contractor Walnut Blades
Model-Finish . . . **PUH52AB**
Blade-Finish. . . **BCD52-WB6**
Light-Finish . . . **Not Shown**

AVAILABLE FINISHES

AB	Antique Brass
AW	Antique White
BN	Brushed Satin Nickel
OB	Oiled Bronze
RI	Rustic Iron
W	White

BLADE OPTIONS

Type 5 Blades
(See Pages 249-253)



LIGHT KIT OPTIONS

Bowl Light Kits
(See Pages 254-261)



Complete Light Kits
(See Pages 262-264)



Customize Your Own
(See Pages 264-268)



FAN CONTROLS

Universal Remote Adaptable
See Page 274



Accessories

Type 1 Blades	234	Down Rods	269
Type 2 Blades	240	Caps	269
Type 3 Blades	245	Hardware Adapters	270
Type 4 Blades	247	Downrod Accents & Accessories	271
Type 5 Blades	249	Wall Controls	272
Bowl Light Kits	254	ICS Ordering Guide	273
Light Kits	262	Remote Control Systems	274
Fitters	264	RCI / WCI to UCI Conversion	275
Glass	266		

Type 1*



CUSTOM CARVED



Blade Finish **B556C-CH2**
56" Custom Carved Chamberlain Oak with Aged Bronze Accents



Blade Finish **B556C-CH10**
56" Custom Carved Chamberlain Walnut



Blade Finish **B556C-SE1**
56" Custom Carved Seville Walnut



Blade Finish **B556C-CH8**
56" Custom Carved Chamberlain Ebony/Vintage Madera



Blade Finish **B556C-SB4**
56" Custom Carved Classic Ebony



Blade Finish **B556C-SB8**
56" Custom Carved Classic Walnut/Vintage Madera



Blade Finish **B554C-WD8**
54" Custom Carved Woodward Walnut/Vintage Madera



Blade Finish **B556C-WD2**
56" Custom Carved Woodward Oak/Walnut



Blade Finish **B556C-T11**
56" Custom Carved Traditional Distressed White



Blade Finish **B556C-T5**
56" Custom Carved Traditional Mahogany

*For Use with 172mm, 188mm, 212mm or DC Motors Only

Type 1*

CUSTOM CARVED



Blade
Finish **B554C-CT1**
54" Custom Carved Constantina Pecan



Blade
Finish **B556C-W1**
56" Custom Carved Wellington Pecan



Blade
Finish **B554C-CT5**
54" Custom Carved Constantina Mahogany



Blade
Finish **B556C-W5**
56" Custom Carved Wellington Mahogany



Blade
Finish **B554C-CT10**
54" Custom Carved Constantina Walnut



Blade
Finish **B556C-W10**
56" Custom Carved Wellington Walnut



Blade
Finish **B556C-CT8**
**56" Custom Carved Constantina
Ebony/Vintage Madera**



Blade
Finish **B556C-W8**
**56" Custom Carved Wellington
Ebony/Vintage Madera**



Blade
Finish **B556C-OA8**
**56" Custom Carved Ophelia Walnut/
Vintage Madera**



Blade
Finish **B556C-1**
56" Custom Carved Scalloped Walnut

*For Use with 172mm, 188mm, 212mm or DC Motors Only

Type 1*

PREMIER†



Blade
Finish **B554PD-CH9**
54" Premier Distressed Cherry



Blade
Finish **B554PD-OAK**
54" Premier Distressed Oak



Blade
Finish **B554PD-TK7**
54" Premier Distressed Teak



Blade
Finish **B554PD-WAL**
54" Premier Distressed Walnut



Blade
Finish **B554P-WAL**
54" Premier Hand-Scraped Walnut



Blade
Finish **B554P-CH9**
54" Premier Hand-Scraped Cherry



Blade
Finish **B554P-AP**
54" Heavy Distressed Premier Aged Pine



Blade
Finish **B554P-BW**
54" Premier Blackwood

*For Use with 172mm, 188mm, 212mm or DC Motors Only

Type 1

PREMIER



Blade Finish **B554P-OAK**
54" Premier Hand-Scraped Oak



Blade Finish **B554P-TK7**
54" Premier Hand-Scraped Teak



Blade Finish **B554P-AW**
54" Premier Antique White



Blade Finish **B554P-MP**
54" Premier Maple



Blade Finish **B554PD-AW**
54" Premier Antique White Distressed



Blade Finish **B554PD-FB**
54" Premier Flat Black Distressed

Type 1

PREMIER



Blade Finish **B554PR-DOK**
54" Premier Hand-Scraped Dark Oak



Blade Finish **B554PR-OAK**
54" Premier Hand-Scraped Oak



Blade Finish **B554PR-TK7**
54" Premier Hand-Scraped Teak



Blade Finish **B554PR-WAL**
54" Premier Hand-Scraped Walnut

Type 1

TROPIC ISLE




Blade
Finish

B548T-OAK
48" Tropic Isle Standard Oak



Blade
Finish

B554T-BBO
54" Tropic Isle Oak Bamboo



Blade
Finish

B556T-PA7
56" Tropic Isle Natural Palm
(Made of Actual Palm)



Blade
Finish

B556T-D02
56" Tropic Isle Dark Oak Palm



Blade
Finish

B556T-L01
56" Tropic Isle Light Oak Philodendron



Blade
Finish

B548T-L08
48" Tropic Isle Light Oak



Blade
Finish

B558T-H09
58" Tropic Isle Honey Oak



Blade
Finish

B548T-NA8
48" Tropic Isle Natural

Type 2

CONTOUR SERIES



Blade Finish **B552C-AG**
52" Contour Series Aged Bronze



Blade Finish **B552C-AW**
52" Contour Series Antique White



Blade Finish **B552C-BN**
52" Contour Series Brushed Nickel



Blade Finish **B552C-CR**
52" Contour Series Cherry



Blade Finish **B552C-EO**
52" Contour Series English Oak



Blade Finish **B552C-FB**
52" Contour Series Flat Black



Blade Finish **B552C-MA**
52" Contour Series Mahogany



Blade Finish **B552C-MP**
52" Contour Series Maple




Blade Finish **B552C-NA**
52" Contour Series Natural Oak



Blade Finish **B552C-OB**
52" Contour Series Oiled Bronze



Blade Finish **B552C-PCN**
52" Contour Series Pecan



Blade Finish **B552C-RW3**
52" Contour Series Rosewood

Blades are Also available in Cherry/Rosewood & White

Type 2

CONTOUR SERIES (CONT'D)



Blade Finish **B552C-TK7**
52" Contour Series Teak



Blade Finish **B552C-W**
52" Contour Series White



Blade Finish **B552C-WB6**
52" Contour Series Walnut

CUSTOM WOOD



Blade Finish **B552S-AU1**
52" Custom Wood Unfinished Ash



Blade Finish **B542S-RB3† • B552S-RB3 • B556S-RB3**
52", 56" Custom Wood Rosewood



Blade Finish **B552S-D04**
52" Custom Wood Dark Oak



Blade Finish **B552S-L05**
52" Custom Wood Light Oak



Blade Finish **B542S-WB6† • B544S-WB6 • B552S-WB6**
B556S-WB6
44", 52", 56" Custom Wood Walnut



Blade Finish **B544S-TK7 • B552S-TK7 • B556S-TK7**
44", 52", 56" Custom Wood Teak

Type 2

CUSTOM WOOD (CONT'D)



Blade
Finish **B552S-WA8**
52" Custom Wood White Washed



Blade
Finish **B552S-CH9 • B556S-CH9**
52", 56" Custom Wood Cherry



Blade
Finish **B552S-C012**
52" Custom Wood Charred Oak



Blade
Finish **B552S-WWB**
52" Custom Wood Washed Walnut Birch

PLUS SERIES



Blade
Finish **B552P-AG**
52" Plus Series Aged Bronze




Blade
Finish **B552P-BN**
52" Plus Series Brushed Nickel



Blade
Finish **B552P-CR**
52" Plus Series Reversible Cherry/Rosewood



Blade
Finish **B552P-FB**
52" Plus Series Flat Black



Blade
Finish **B552P-LOK**
52" Plus Series Light Oak



Blade
Finish **B552P-MP**
52" Plus Series Maple



Blade
Finish **B552P-OB**
52" Plus Series Oiled Bronze



Blade
Finish **B552P-PEC**
52" Plus Series Pecan

Type 2

PLUS SERIES (CONT'D)



Blade
Finish **B552P-RW3**
52" Plus Series Rosewood



Blade
Finish **B552P-W**
52" Plus Series White



Blade
Finish **B552P-WB6**
52" Plus Series Walnut



Blade
Finish **B552P-WWB**
52" Plus Series Washed Walnut Birch

STANDARD



Blade
Finish **B552S-AG**
52" Standard Aged Bronze



Blade
Finish **B544S-AW • B552S-AW • B556S-AW**
44", 52", 56" Standard Antique White



Blade
Finish **B552S-BN**
52" Standard Brushed Nickel



Blade
Finish **B552S-CR**
52" Standard Reversible Cherry/Rosewood



Blade
Finish **B552S-DOK**
52" Standard Dark Oak




Blade
Finish **B552S-FB**
52" Standard Flat Black

Type 2

STANDARD



Blade Finish **B552S-LOK,
52" Standard Light Oak**




Blade Finish **B552S-MIA
52" Standard Reversible Dark Coffee/Dark Oak**



Blade Finish **B552S-MP
52" Standard Maple**



Blade Finish **B552S-OB • B556S-OB
52", 56" Standard Oiled Bronze**



Blade Finish **B544S-RDL • B552S-RDL
B556S-RDL
44", 52", 56" Standard Reversible
Dark/Light Oak**



Blade Finish **B544S-RWA • B552S-RWA • B556S-RWA
44", 52", 56" Standard Reversible
White Washed /White**



Blade Finish **B552S-TW
52" Standard Textured White**



Blade Finish **B552S-W
52" Standard White**



Blade Finish **B552S-WNP
52" Standard Walnut Polygloss**

Type 3 ABS All-Weather

TROPIC ISLE



Blade
Finish **B554T-OLOK**
54" Outdoor Tropic Isle Light Oak



Blade
Finish **B554T-OAW**
54" Outdoor Tropic Isle Antique White

OUTDOOR PLUS SERIES



Blade
Finish **B552P-OBN**
52" Outdoor Plus Series Brushed Nickel



Blade
Finish **B552P-OB**
52" Outdoor Plus Series Brown



Blade
Finish **B552P-OFB**
52" Outdoor Plus Series Flat Black



Blade
Finish **B552P-OWH**
52" Outdoor Plus Series White

Type 3 ABS All-Weather



OUTDOOR STANDARD



Blade Finish **B552S-OAW**
52" Outdoor Standard Antique White



Blade Finish **B544S-OBR • B552S-OBR**
44", 52" Outdoor Standard Brown




Blade Finish **B552S-OFB**
52" Outdoor Standard Flat Black



Blade Finish **B544S-OLOK • B552S-OLOK**
44", 52" Outdoor Standard Light Oak



Blade Finish **B552S-OPQ**
52" Outdoor Standard Pickled Oak



Blade Finish **B552S-ORI**
52" Outdoor Standard Rustic Iron



Blade Finish **B544S-OWH • B552S-OWH**
44", 52" Outdoor Standard White



Blade Finish **B552S-OWP**
52" Outdoor Standard Weathered Pine

Type 4

PREMIER 70" 



Blade Finish **B570P-CH9**
70" Premier Hand-Scraped Cherry



Blade Finish **B570P-OAK**
70" Premier Hand-Scraped Oak



Blade Finish **B570P-TK7**
70" Premier Hand-Scraped Teak



Blade Finish **B570P-WAL**
70" Premier Hand-Scraped Walnut
Reversible - Furniture Quality on One Side

CUSTOM CARVED 68" & 70"



Blade Finish **B568C-SE1**
68" Custom Carved Seville Walnut



Blade Finish **B570C-1**
70" Custom Carved Scalloped Walnut

Type 4



EPIC 70"



Blade Finish **B570E-DO4**
70" Epic Dark Oak



Blade Finish **B570E-MP**
70" Epic Maple



Blade Finish **B570E-OB**
70" Epic Oiled Bronze



Blade Finish **B570E-WB6**
70" Epic Walnut

Type 5

CONTRACTOR'S PLUS SERIES



Blade
Finish **BCD52P-AG**
52" Contractor Plus Series Aged Bronze



Blade
Finish **BCD52P-AW**
52" Contractor Plus Series Antique White



Blade
Finish **BCD52P-BN**
52" Contractor Plus Series Brushed Nickel




Blade
Finish **BCD52P-CR**
52" Contractor Plus Series Cherry



Blade
Finish **BCD52P-DOK**
52" Contractor Plus Series Dark Oak



Blade
Finish **BCD52P-FB**
52" Contractor Plus Series Flat Black



Blade
Finish **BCD52P-LOK**
52" Contractor Plus Series Light Oak



Blade
Finish **BCD52P-MP**
52" Contractor Plus Series Maple



Blade
Finish **BCD52P-OB**
52" Contractor Plus Series Oiled Bronze



Blade
Finish **BCD52P-PW**
52" Contractor Plus Series Pear Wood

Type 5

CONTRACTOR'S PLUS



Blade Finish **BCD52P-RW**
52" Contractor Plus Series Rosewood



Blade Finish **BCD52P-TK7**
52" Contractor Plus Series Teak



Blade Finish **BCD52P-W**
52" Contractor Plus Series White



Blade Finish **BCD52P-WB6**
52" Contractor Plus Series Walnut



Blade Finish **BCD52P-WWB**
52" Contractor Plus Series Washed Walnut Birch

CONTRACTOR'S STANDARD



Blade Finish **BCD42-AG • BCD52-AG**
42", 52" Contractor Aged Bronze



Blade Finish **BCD42-AW • BCD52-AW**
42", 52" Contractor Antique White



Blade Finish **BCD42-BN • BCD52-BN**
42", 52" Contractor Brushed Nickel



Blade Finish **BCD42-CR • BCD52-CR**
42", 52" Contractor Cherry



Blade Finish **BCD42-DOK • BCD52-DOK**
42", 52" Contractor Dark Oak



Blade Finish **BCD42-FB • BCD52-FB**
42", 52" Contractor Flat Black

Type 5

CONTRACTOR'S STANDARD



Blade
Finish **BCD52-PEC**
52" Contractor Pecan



Blade
Finish **BCD42-MP • BCD52-MP**
42", 52" Contractor Maple



Blade
Finish **BCD42-LOK • BCD52-LOK**
42", 52" Contractor Light Oak




Blade
Finish **BCD42-PW • BCD52-PW**
42", 52" Contractor Pear Wood



Blade
Finish **BCD42-OB • BCD52-OB**
42", 52" Contractor Oiled Bronze




Blade
Finish **BCD52-TK7**
52" Contractor Teak



Blade
Finish **BCD52-RW3**
52" Contractor Rosewood



Blade
Finish **BCD52-WA**
52" Contractor White Washed



Blade
Finish **BCD42-W • BCD52-W**
42", 52" Contractor White



Blade
Finish **BCD52-WWB**
52" Contractor Washed Walnut Birch



Blade
Finish **BCD42-WB6 • BCD52-WB6**
42", 52" Contractor Walnut

Type 5

CONTRACTOR'S STANDARD



Blade
Finish **BELN44-BL**
44" Contractor Black




Blade
Finish **BELN52-ASMA**
44", 52" Contractor Reversible
Ash/Mahogany



Blade
Finish **BELN44-WH**
44" Contractor White



Blade
Finish **BELN44-DO**
44" Contractor Reversible Dark Oak/Oak



Blade
Finish **BELN52-BLRW**
52" Contractor Reversible
Glossy Black/Rosewood



Blade
Finish **BELN52-BO**
52" Ellington Series Bone

Type 5


CONTRACTOR'S STANDARD




Blade
Finish **BELN52-MB**
52" Contractor Matte Black




Blade
Finish **BELN52-OKMA**
52" Contractor Reversible Oak/Mahogany




Blade
Finish **BELN52-RWWN**
52" Contractor Reversible Rosewood/Walnut



Blade
Finish **BELN52-RWWO**
**52" Contractor Reversible
Rosewood/Weathered Oak**



Blade
Finish **BELN52-WHWA**
52" Contractor Reversible White/Whitewash



Blade
Finish **BELN52-CWWN**
**52" Contractor Reversible
Charred Walnut/Walnut**

Bowl Light Kits

ELEGANCE BOWL LIGHT KITS



EPACT Model **LKE35C-CFL**
 Bulb Type **Medium Base CFL**
 Max. Watt **2-13W CFL (Included)**
 Model **LKE35C-NRG**
 Bulb Type **GU 24 CFL**
 Max. Watt **2-13W CFL (Included)**
 Glass Finish **Clear**
 Height **3.5"**
 Width **13"**



EPACT Model **LKE35F-CFL**
 Bulb Type **Medium Base CFL**
 Max. Watt **2-13W CFL (Included)**
 Model **LKE35F-NRG**
 Bulb Type **GU 24 CFL**
 Max. Watt **2-13W CFL (Included)**
 Glass Finish **Opal Frost**
 Height **3.5"**
 Width **13"**



EPACT Model **LKE49CFL**
 Bulb Type **Medium Base CFL**
 Max. Watt **2-13W CFL (Included)**
 Model **LKE49-NRG**
 Bulb Type **GU 24 CFL**
 Max. Watt **2-13W CFL (Included)**
 Glass Finish **Brown Alabaster**
 Height **6.0"**
 Width **13.25"**



EPACT Model **LKE51CFL**
 Bulb Type **Medium Base CFL**
 Max. Watt **2-13W CFL (Included)**
 Glass Finish **Clear Arch Frost**
 Height **5.5"**
 Width **11.25"**



EPACT Model **LKE53CFL-(Finish)**
 Bulb Type **Medium Base CFL**
 Max. Watt **2-13W CFL (Included)**
 Model **LKE53-(Finish)-NRG**
 Bulb Type **GU 24 CFL**
 Max. Watt **2-13W CFL (Included)**
 Glass Finish **Cased White**
 Finish Opt **AB, AG, AW, BN, FB, OB, PB, RI, SS, W**
 Height **5.5"**
 Width **11.0"**



EPACT Model **LKE60CFL**
 Bulb Type **Medium Base CFL**
 Max. Watt **2-13W CFL (Included)**
 Model **LKE60-NRG**
 Bulb Type **GU 24 CFL**
 Max. Watt **2-13W CFL (Included)**
 Glass Finish **White Swirl**
 Height **6.0"**
 Width **13.25"**



EPACT Model **LKE74CFL**
 Bulb Type **Medium Base CFL**
 Max. Watt **2-13W CFL (Included)**
 Model **LKE74-NRG**
 Bulb Type **GU 24 CFL**
 Max. Watt **2-13W CFL (Included)**
 Glass Finish **White Satin**
 Height **5.5"**
 Width **11.75"**



EPACT Model **LKE77S-CFL**
 Bulb Type **Medium Base CFL**
 Max. Watt **2-13W CFL (Included)**
 Model **LKE77S-NRG**
 Bulb Type **GU 24 CFL**
 Max. Watt **2-13W CFL (Included)**
 Glass Finish **Sandstone**
 Height **6.0"**
 Width **11.5"**

ELEGANCE BOWL LIGHT KITS (CONT'D)



EPACT Model **LK104-(Finish)-LED**
 Bulb Type **LED**
 Max. Watt **1-13W LED (Included)**
 Glass Finish **Cased Frost White**
 Finish Opt. **ABZ, BNK, W**
 Height **3"**
 Width **12.25"**



EPACT Model **LK105-(Finish)-LED**
 Bulb Type **LED**
 Max. Watt **1-22W LED (Included)**
 Glass Finish **Cased Frost White**
 Finish Opt. **ABZ, BNK, W**
 Height **3"**
 Width **12.5"**



EPACT Model **LKE116-CFL**
 Bulb Type **Medium Base CFL**
 Max. Watt **2-13W CFL (Included)**
 Model **LKE116-NRG**
 Bulb Type **GU 24 CFL**
 Max. Watt **2-13W CFL (Included)**
 Glass Finish **Jeweled Tiffany Style, FB Cap (Included)**
 Height **5.5"**
 Width **13.25"**



EPACT Model **LKE201WF-CFL**
 Bulb Type **Medium Base CFL**
 Max. Watt **2-13W CFL (Included)**
 Glass Finish **White Frost**
 Finish Opt. **ABZ, BNK, ESP, W (Caps Included)**
 Height **4.51"**
 Width **11.87"**



EPACT Model **LKE301AF-CFL**
 Bulb Type **Medium Base CFL**
 Max. Watt **3-18W Fluorescent (Included)**
 Glass Finish **Amber Frost**
 Height **4.74"**
 Width **11.81"**



EPACT Model **LKE301WF-CFL**
 Bulb Type **Medium Base CFL**
 Max. Watt **3-18W Fluorescent (Included)**
 Glass Finish **White Frost**
 Height **4.74"**
 Width **11.81"**

ELEGANCE BOWL LIGHT KITS (CONT'D)



EPACT Model **LKE302AF-CFL**
 Bulb Type **Medium Base CFL**
 Max. Watt **3-18W Fluorescent**
 (Included)
 Glass Finish **Amber Frost**
 Height **5"**
 Width **11.81"**



EPACT Model **LKE302WF-CFL**
 Bulb Type **Medium Base CFL**
 Max. Watt **3-18W Fluorescent**
 (Included)
 Glass Finish. **White Frost**
 Height **5"**
 Width **11.81"**



EPACT Model **LKE305CFL-AG**
 Bulb Type **Medium Base CFL**
 Max. Watt **2-13W CFL**
 (Included)
 Model **LKE305-(Finish)-NRG**
 Bulb Type **GU 24 CFL**
 Max. Watt **2-13W CFL**
 (Included)
 Glass Finish **Tea Stained**
 Finish Opt. **Aged Bronze**
 Height **5.5"**
 Width **11.25"**



EPACT Model **LKE307CFL**
 Bulb Type **Medium Base CFL**
 Max. Watt **2-13W CFL** (Included)
 Model **LKE307-NRG**
 Bulb Type **GU 24 CFL**
 Max. Watt **2-13W CFL** (Included)
 Glass Finish **Amber Distressed Scallop, OB Cap** (Included)
 Height **6.75"**
 Width **13.5"**



EPACT Model **SELK-SBZ**
 Bulb Type **Medium Base CFL**
 Max. Watt **2-13W CFL**
 (Included)
 Glass Finish. **Creamy Frosted**
 Finish Opt. **Spanish Bronze**
 Height **14"**
 Width **13.75"**



EPACT Model **TSLK-PT**
 Bulb Type **Candelabra**
 Max. Watt **3-40W Incandescent**
 (Included)
 Glass Finish **Clear Vintage**
 Finish Opt **OB, PLN, PT**
 Height **8.25"**
 Width **13.25"**

Bowl Light Kits

BOWL LIGHT KITS



EPACT Model **LK1CFL**
 Bulb Type **Medium Base CFL**
 Max. Watt **2-13W CFL (Included)**
 Glass Finish. **Cased White**
 Height **5.5"**
 Width **11"**



EPACT Model **LK3CFL-W**
 Bulb Type **Medium Base CFL**
 Max. Watt **1-13W CFL (Included)**
 Glass Finish. **Cased White**
 Finish Opt. **White**
 Height **6.5"**
 Width **9.0"**



EPACT Model **LK5-(Finish)-NRG**
 Bulb Type **GU24**
 Max. Watt **1-13W (Included)**
 Glass Finish **Alabaster Swirl**
 Finish Options **BN, OB, W**
 Height **6.0"**
 Width **9.75"**



EPACT Model **LK14CFL**
 Bulb Type **Medium Base CFL**
 Max. Watt **2-13W CFL (Included)**
 Model **LK14-NRG**
 Bulb Type **GU 24 CFL**
 Max. Watt **2-13W CFL (Included)**
 Glass Finish **Alabaster**
 Height **5.5"**
 Width **12"**



EPACT Model **LK16CFL**
 Bulb Type **Medium Base CFL**
 Max. Watt **2-13W CFL (Included)**
 Model **LK16-NRG**
 Bulb Type **GU24 CFL**
 Max. Watt **2-13W CFL (Included)**
 Glass Finish **Alabaster w/ Antler Surround**
 Height **7.5"**
 Width **12"**



EPACT Model **LK24CFL-(Finish)**
 Bulb Type **Medium Base CFL**
 Max. Watt **2-13W CFL (Included)**
 Glass Finish **Antique Scavo**
 Finish Options **AG, BN, OB**
 Height **6"**
 Width **13"**



EPACT Model **LK63CFL-(Finish)**
 Bulb Type **Medium Base CFL**
 Max. Watt **2-13W CFL (Included)**
 Glass Finish **Alabaster**
 Finish Options **BN, OB**
 Height **5"**
 Width **13"**



EPACT Model **LK101CFL**
 Bulb Type **Medium Base CFL**
 Max. Watt **2-13W CFL (Included)**
 Glass Finish **Opal White**
 Height **5.5"**
 Width **10.75"**

Bowl Light Kits

BOWL LIGHT KITS

CFL



EPACT Model **LK102CFL**
 Bulb Type **Medium Base CFL**
 Max. Watt **2-13W CFL**
 (Included)
 Glass Finish **Tea Stained**
 Height **5.5"**
 Width **10.75"**

CFL



EPACT Model **LK103CFL**
 Bulb Type **Medium Base CFL**
 Max. Watt **2-13W CFL**
 (Included)
 Model **LK103-NRG**
 Bulb Type **GU 24 CFL**
 Max. Watt **2-13W CFL**
 (Included)
 Glass Finish **Antique Linen**
 Height **3.0"**
 Width **12.1"**

CFL



EPACT Model **LK115CFL**
 Bulb Type **Medium Base CFL**
 Max. Watt **2-13W CFL**
 (Included)
 Model **LK115-NRG**
 Bulb Type **GU 24 CFL**
 Max. Watt **2-13W CFL**
 (Included)
 Glass Finish **Amber Frost**
 Height **7.75"**
 Width **10.75"**

CFL



EPACT Model **LK204CFL- (Finish)**
 Bulb Type **Medium Base CFL**
 Max. Watt **2-13W CFL**
 (Included)
 Glass Finishes **Opal Frost (BN, SS)**
Amber Frost (OB)
 Finish Options **BN, OB, SS**
 Height **4.3"**
 Width **12.0"**

CFL



EPACT Model **LK206CFL**
 Bulb Type **Medium Base CFL**
 Max. Watt **2-13W CFL** (Included)
 Model **LK206-NRG**
 Bulb Type **GU 24 CFL**
 Max. Watt **2-13W CFL** (Included)
 Glass Finish **Sunset,**
AG & OB Caps Included
 Height **6.0"**
 Width **12.0"**

CFL



EPACT Model **LK207CFL-(Finish)**
 Bulb Type **Medium Base CFL**
 Max. Watt **2-13W CFL** (Included)
 Glass Finishes **Opal Frost (BN, SS, W)**
Amber Frost (OB)
 Finish Options **BN, OB, SS, W**
 Height **4.5"**
 Width **13.7"**

BOWL LIGHT KITS



EPACT Model **LK215CFL**
 Bulb Type **Medium Base CFL**
 Max. Watt **2-13W CFL**
 (Included)
 Model **LK215-NRG**
 Bulb Type **GU 24 CFL**
 Max. Watt **2-13W CFL**
 (Included)
 Glass Finish **Alabaster**
 Height **7.75"**
 Width **10.75"**



EPACT Model **LK715CFL**
 Bulb Type **Medium Base CFL**
 Max. Watt **2-13W CFL**
 (Included)
 Model **LK715-NRG**
 Bulb Type **GU 24 CFL**
 Max. Watt **2-13W CFL**
 (Included)
 Glass Finish **Tea Stained**
 Height **7.75"**
 Width **10.75"**



EPACT Model **LKH2020CFL-(Finish)**
 Bulb Type **Medium Base CFL**
 Max. Watt **2-13W CFL** (Included)
 Glass Finish **Frost Cased White Opal**
 Finish Options **BN, OB, W**
 Height **5"**
 Width **12.5"**



EPACT Model **ZELKCFL-(Finish)**
 Bulb Type **Medium Base CFL**
 Max. Watt **2-13W CFL**
 (Included)
 Glass Finishes **Opal Frost (SS)**
Amber Frost (OB)
 Height **5.25"**
 Width **10"**



EPACT Model **WXLLK-TS-LED**
 Bulb Type **LED Puck**
 Max. Watt **13W LED** (Included)
 Glass Finish **White Frost**
 Finish Options **AG, FW, TS**
 Height **7.6"**
 Width **3.7"**



EPACT Model **LKE303WF**
 Bulb Type **Medium Base CFL**
 Max. Watt **2-13W CFL**
 (Included)
 Glass Finish **White Frost**
 Finish Options **ABZ, BNK, ESP & W**
Caps (Included)
 Height **4.51"**
 Width **11.87"**

Bowl Light Kits



OUTDOOR BOWL KITS



EPACT Model **OLK3CFL-(Finish)**
 Bulb Type **Medium Base CFL**
 Max. Watt **1-13W CFL**
 (Included)
 Glass Finish **Cased White**
 Finish Options **AW, BR, FB, GV, OB, RI, W**
 Height **6.5"**
 Width **9.0"**



EPACT Model **OLK13CFL-(Finish)**
 Bulb Type **Medium Base CFL**
 Max. Watt **1-13W CFL**
 (Included)
 Glass Finish **Frost**
 Finish Options **BR, FB, GV, RI, W**
 Height **10.0"**
 Width **14.5"**

OUTDOOR BOWL KITS AND FLUSHMOUNT ADAPTER



EPACT Model **OLK67CFL-(Finish)**
 Bulb Type **Medium Base CFL**
 Max. Watt **1-13W CFL**
 (Included)
 Glass Finish **Frost**
 Finish Options **OB, RI**
 Height **10.0"**
 Width **12.0"**



EPACT Model **OLK101CFL-(Finish)**
 Bulb Type **Medium Base CFL**
 Max. Watt **1-18W CFL** (Included)
 Glass Finish **Opal White**
 Finish Options **BN, OB, W**
 Height **6.125"**
 Width **5.0"**



EPACT Model **OLK200CFL-(Finish)**
 Bulb Type **Medium Base CFL**
 Max. Watt **1-13W CFL** (Included)
 Glass Finish **Clear Water**
 Finish Options **ABZ, BR, FB, RI, W**
 Height **10.47"**
 Width **6.3"**

OUTDOOR BOWL KITS AND FLUSHMOUNT ADAPTER



EPACT Model **OLK124CFL-(Finish)**
Bulb Type **Medium Base CFL**
Max. Watt **2-13W CFL (Included)**
Glass Finish **Amber (AG, RI)**
White Frost (BN, OB, W)
Finish Options **AG, BN, OB, RI, W**
Height **6.0"**
Width **10.0"**



EPACT Model **OLK215CFL**
Bulb Type **Medium Base CFL**
Max. Watt **2-13W CFL (Included)**
Glass Finish **Alabaster**
Height **7.75"**
Width **10.75"**



EPACT Model **OLK715CFL**
Bulb Type **Medium Base CFL**
Max. Watt **2-13W CFL (Included)**
Glass Finish **Tea Stained**
Height **7.75"**
Width **10.75"**

MONROE CONVERTIBLE PENDANT LIGHT KITS



EPACT Model **MNRLK-TS**
Bulb Type **Medium Base CFL**
Max. Watt **2-13W CFL (Included)**
Glass Finish **Opal White**
Finish Options **TS**
Height **7.75"**
Width **10.75"**



EPACT Model **MNRLK-OBG**
Bulb Type **Medium Base CFL**
Max. Watt **2-13W CFL (Included)**
Glass Finish **Opal White**
Finish Options **OBG**
Height **7.75"**
Width **10.75"**

Light Kits

UNIVERSAL



EPACT Model **LK35CFL-(Finish)**
 Bulb Type **Medium Base CFL**
 Max. Watt **3-13W CFL**
 (Included)
 Glass Finish **Antique Scavo**
 Finish Options **AG, BU, OB**
 Height **8.25"**
 Width **14.50"**



EPACT Model **LK38CFL-(Finish)**
 Bulb Type **Medium Base CFL**
 Max. Watt **3-13W CFL**
 (Included)
 Glass Finish **Tea Stained**
 Finish Options **AG, OB**
 Height **6.5"**
 Width **14.50"**



EPACT Model **LK44CFL-AG**
 Bulb Type **Medium Base CFL**
 Max. Watt **3-13W CFL**
 (Included)
 Glass Finish **Antique Scavo**
 Finish Option **AG**
 Height **8.25"**
 Width **23.0"**

LK44CFL-AG Matches Chaparral Series
 with a Star Motif on 2 Sides of the Glass



EPACT Model **LK47CFL-(Finish)**
 Bulb Type **Medium Base CFL**
 Max. Watt **3-13W CFL**
 (Included)
 Glass Finish **Antique Scavo**
 Finish Options **AG, DCVM**
 Height **6.25"**
 Width **17.5"**



EPACT Model **LK49CFL-AG**
 Bulb Type **Medium Base CFL**
 Max. Watt **3-13W CFL**
 (Included)
 Glass Finish **Tea Stained - AG**
Amber Frost - AWD
 Finish Options **AG, AWD**
 Height **8.75"**
 Width **17.0"**



EPACT Model **LK50CFL-AO**
 Bulb Type **Medium Base CFL**
 Max. Watt **3-13W CFL**
 (Included)
 Glass Finish **Amber Frost**
 Finish Option **AO**
 Height **8.75"**
 Width **17.0"**

UNIVERSAL



EPACT Model **LK50CFL-PR**
 Bulb Type **Medium Base CFL**
 Max. Watt **3-13W CFL**
 (Included)
 Glass Finish **Antique Scavo**
 Finish Option **PR**
 Height **8.75"**
 Width **17.0"**



EPACT Model **LK55L-BN**
 Bulb Type **120V Bi-Pin, Halogen**
 Max. Watt **3-50W-JCD**
 Glass Finish **Mirrored Ball**
 Finish Option **BN**
 Height **10.0"**
 Width **22.0"**
 Features **3-Way Switching**



EPACT Model **LK300L-SS**
 Bulb Type **Candelabra**
 Max. Watt **3-60W Candelabra**
 (Included)
 Glass-Finish **Frost/Clear**
 Finish Option **SS**
 Height **8.2"**
 Width **16.4"**



EPACT Model **LK400CFL-(Finish)**
 Bulb Type **Medium Base CFL**
 Max. Watt **4-13W CFL**
 (Included)
 Shade-Finish **Tea Stained**
 Finish Options **AG, OB**
 Height **7.75"**
 Width **19.25"**



EPACT Model **LK401CFL-(Finish)**
 Bulb Type **Medium Base CFL**
 Max. Watt **4-13W CFL**
 (Included)
 Shade-Finish **Alabaster**
 Finish Options **BN, W**
 Height **7.25"**
 Width **23.0"**



EPACT Model **LK402CFL-(Finish)**
 Bulb Type **Medium Base CFL**
 Max. Watt **4-13W CFL**
 (Included)
 Shade-Finish **Tea Stained**
 Finish Options **AG, OB**
 Height **8.25"**
 Width **18.75"**

Light Kits

UNIVERSAL



EPACT Model **LK403CFL-BN**
 Bulb Type **Medium Base CFL**
 Max. Watt **4-13W CFL**
 (Included)
 Glass-Finish **Alabaster**
 Finish Option **BN**
 Height **8.25"**
 Width **18.75"**



EPACT Model **LK404CFL-W**
 Bulb Type **Medium Base CFL**
 Max. Watt **4-13W CFL**
 (Included)
 Finish Option **W**
 Height **6.25"**
 Width **9 - 16.0" Fully Extended**



EPACT Model **LK405CFL-(Finish)**
 Bulb Type **Medium Base CFL**
 Max. Watt **4-13W CFL**
 (Included)
 Shade-Finish **Tea Stained**
 Finish Options **AG, OB**
 Height **7.75"**
 Width **19.0"**



EPACT Model **LK406CFL-BN**
 Bulb Type **Medium Base CFL**
 Max. Watt **4-13W CFL**
 (Included)
 Shade-Finish **Alabaster**
 Finish Option **BN**
 Height **7.75"**
 Width **19.0"**



EPACT Model **LK37CFL-(Finish)**
 Bulb Type **Medium Base CFL**
 Max. Watt **5-13W CFL**
 (Included)
 Glass-Finish **Antique Scavo**
 Finish Options **AG, OB**
 Height **8.25"**
 Width **14.5"**

Fitters

UNIVERSAL FITTERS



EPACT Model **F104CFL-(Finish)**
 Bulb Type **Medium Base CFL**
 Max. Watt **1-13W CFL (Included)**
 Finish Options **AW, BN, FB, OB, PLN, W**
 Height **1.25"**
 Width **4.25"**



EPACT Model **F300CFL-(Finish)**
 Bulb Type **Medium Base CFL**
 Max. Watt **3-13W CFL (Included)**
 Finish Options **AB, AG, AW, BN, OB, PB, W**
 Height **3.0"**
 Width **6.5"**

Fitters

UNIVERSAL



EPACT Model **F300L-(Finish)**
 Bulb Type **Candelabra Bulbs**
 Max. Watt **3-60W (Included)**
 Finish Options **AB, AG, BN, OB, PB, RI, W**
 Height **3.0"**
 Width **6.5"**



EPACT Model **F400CFL-(Finish)**
 Bulb Type **Medium Base CFL**
 Max. Watt **4-13W CFL (Included)**
 Model **F400(Finish)-NRG**
 Bulb Type **GU 24 CFL**
 Max. Watt **4-13W CFL (Included)**
 Finish Options **AB, AG, AW, BN, BR, FB, OB, OI, PB, PT, RI, SS, W**
 Height **4.75"**
 Width **12.0"**



EPACT Model **F400L-(Finish)**
 Bulb Type **Candelabra Bulbs**
 Max. Watt **4-40W (Included)**
 Finish Options **AB, AG, AW, BN, BR, FB, OB, PT, RI, W**
 Height **4.75"**
 Width **12.0"**



EPACT Model **F405L-(Finish)**
 Bulb Type **Candelabra Bulbs**
 Max. Watt **4-40W**
 Finish Options **AG, BN, OB, W**
 Height **3.0"**
 Width **6.5"**



EPACT Model **F430CFL-AG**
 Bulb Type **Medium Base CFL**
 Max. Watt **4-13W CFL (Included)**
 Finish Option **AG**
 Height **3.5"**
 Width **17.25"**



EPACT Model **F440CFL-(Finish)**
 Bulb Type **Medium Base CFL**
 Max. Watt **4-13W CFL (Included)**
 Finish Options **AG, AW, BN, OB, W**
 Height **3.25"**
 Width **13.5"**



EPACT Model **F545CFL-(Finish)**
 Bulb Type **Medium Base CFL**
 Max. Watt **5-13W CFL (Included)**
 Finish Options **AB, AG, AW, BN, OB**
 Height **6.0"**
 Width **12.5"**



EPACT Model **F565CFL-(Finish)**
 Bulb Type **Medium Base CFL**
 Max. Watt **5-13W CFL (Included)**
 Finish Options **BN**
 Height **7.25"**
 Width **13.5"**



OUTDOOR FITTER



EPACT Model **OF400CFL-(Finish)**
 Bulb Type **Medium Base CFL**
 Max. Watt **4-13W CFL (Included)**
 Finish Options **AG, BR, FB, OB, RI, W**
 Height **4.5"**
 Width **9.5"**

Glass

2 1/4" GLASS



Glass **103**
Finish **Frost Veined Emperor**
Height **5.375"**
Width **4.625"**



Glass **104**
Finish **Antique Scavo Bell**
Height **4.875"**
Width **6.0"**



Glass **105**
Finish **Antique Scavo**
Height **5.125"**
Width **5.5"**



Glass **106**
Finish **Tea Stained**
Height **4.5"**
Width **4.75"**



Glass **108**
Finish **Alabaster Swirl**
Height **4.5"**
Width **4.75"**



Glass **109**
Finish **Tea Stained**
Height **4.75"**
Width **5.125"**



Glass **110**
Finish **Alabaster Swirl**
Height **4.75"**
Width **5.125"**



Glass **111**
Finish **Amber Frost**
Height **4.625"**
Width **4.625"**



Glass **112**
Finish **Amber Frost**
Height **4.75"**
Width **5.125"**



Glass **115**
Finish **Small Bell - Caramel Speck**
Height **5.0"**
Width **5.5"**



Glass **116**
Finish **Melon Flare - Roman Gold**
Height **4.75"**
Width **5.5"**



Glass **117**
Finish **Matte Opal**
Height **4.5"**
Width **6.0"**

2 1/4" GLASS (CONT'D)



Glass **163**
Finish **Brown Swirl Alabaster**
Height **4.4375"**
Width **5.625"**



Glass **171**
Finish **Alabaster Frost**
Height **4.625"**
Width **5.25"**



Glass **195**
Finish **Alabaster Frost**
Height **4.635"**
Width **4.625"**



Glass **199**
Finish **Frost Seeded**
Height **5.0"**
Width **5.0"**



Glass **199C**
Finish **Clear Seeded**
Height **5.0"**
Width **5.0"**



Glass **213**
Finish **Fluted Frost**
Height **5.375"**
Width **5.125"**



Glass **231**
Finish **Frost Ribbed Bell**
Height **4.5"**
Width **4.75"**



Glass **231C**
Finish **Clear Ribbed Bell**
Height **4.5"**
Width **4.75"**



Glass **261**
Finish **White Bell**
Height **4.875"**
Width **5.25"**



Glass **294**
Finish **Frost/White Swirl**
Height **4.75"**
Width **5.5"**

Glass

4" GLASS



Glass **403**
Finish **School House**
Height **6.0"**
Width **8.5"**



Glass **405**
Finish **Baseball**
Height **7.75"**
Width **7.5"**



Glass **406**
Finish **Soccer Ball**
Height **7.75"**
Width **7.5"**

Downrods - 1/2" Diameter



Downrod Options 50/50 - Threaded on one end, smooth on the other.

Model Number	Length	Diameter	Finish Options
DR2 (Finish)	2"	1/2"	AB, AO, ABZ, AG, AGV, AW, BN, BR, BU, CH, DC, ESP, FB, GV, MBS, OB, PB, PT, RI, SC, SPZ, SS, TS, W
DR4 (Finish)	4"	1/2"	AG, AGV, AO, AW, BN, BU, CH, DC, ESP, HB, OB, RI, SC, SPZ, SS, TS, W
DR6 (Finish)	6"	1/2"	AB, AG, AGV, AO, AW, BN, BR, BS, BU, CH, DC, ESP, FB, GV, LB, MBS, OB, PB, PR, PT, RI, SC, SPZ, SS, TS, W
DR8 (Finish)	8"	1/2"	AGV, AO, GV, MBS, OB, SPZ, TS
DR12 (Finish)	12"	1/2"	AB, ABZ, AG, AGV, AO, AW, BN, BR, BU, CH, DC, ESP, FB, GV, LB, MBS, OB, PB, PR, PT, RI, SC, SPZ, SS, TS, W
DR14 (Finish)	14"	1/2"	ABZ, AGV, ESP, MBS, PR, SPZ, TS,
DR18 (Finish)	18"	1/2"	AB, ABZ, AG, AGV, AO, AW, BN, BR, BU, CH, DC, ESP, FB, GV, LB, MBS, OB, PB, PR, PT, RI, SC, SPZ, SS, TS, W
DR24 (Finish)	24"	1/2"	AB, ABZ, AG, AGV, AO, AW, BN, BR, BU, CH, DC, ESP, FB, GV, LB, MBS, OB, PB, PR, PT, RI, SC, SPZ, SS, TS, W
DR36 (Finish)	36"	1/2"	AB, ABZ, AG, AGV, AO, AW, BN, BR, BBU, CH, DC, ESP, FB, GV, LB, MBS, OB, OI, PB, PR, PT, RI, SC, SPZ, SS, TS, W
DR48 (Finish)	48"	1/2"	AB, ABZ, AG, AGV, AO, AW, BN, BR, BU, CH, DC, ESP, FB, GV, MBS, OB, PB, PR, PT, RI, SC, SPZ, SS, TS, W
DR60 (Finish)	60"	1/2"	AB, ABZ, AG, AGV, AO, AW, BN, BR, BU, CH, ESP, FB, MBS, OB, PB, PR, PT, RI, SPZ, TS, W
DR72 (Finish)	72"	1/2"	AB, ABZ, AG, AGV, AO, AW, BN, BR, BU, CH, ESP, FB, MBS, OB, PB, PR, PT, RI, TS, W

Caps



Light Kit 1 Hole Metal Cap

Model Finish	RP-3801-(Finish)
Description	Light Kit 1 Hole Cap, Nut & Finial
Finish Option	AB, AG, AW, BN, BR, BU, FB, GV, OB, OI, PB, PT, RI, RT, W



Light Kit 1 Hole Glass Cap

Model-Finish	Finish Option
RP-3810-1	Alabaster Swirl
RP-3811-1	Clear (Shown)
RP-3812-1	Frosted
RP-3813-1	Frosted Opal
RP-3814-1	Sandstone
RP-3815-1	Tea Stained



Light Kit 2 Hole Metal Cap

Model Finish	RP-3802-(Finish)
Finish Option	AB, AG, AW, BN, BR, BS, BU, EB, FB, GV, OB, OI, PB, PT, RI, RT, W



Light Kit 2 Hole Glass Cap

Model-Finish	Finish Option
RP-3810-2	Alabaster Swirl
RP-3811-2	Clear (Shown)
RP-3812-2	Frosted
RP-3813-2	Frosted Opal
RP-3814-2	Sandstone
RP-3815-2	Tea Stained

Hardware Adapters



Close Mount Adapter

Model-Finish **CMA-(Finish)**
Model- **C52, C201-209, CC52, CCU52, CI52,**
Availability **CIU52, CO52, MI52, OMI52, PI30**
Finish Option **AB, ABZ, AG, AO, AW, AWD, BN,**
 BCW, BNK, FB, OB, PB, PT, RI, W

Dia. & Height **5.125" D X 2.5" H**



Anti-Sway Device

Model-Finish **ASAD-(Finish)**
Finish Option **AG, AW, BR, FB, GV, OB, RI, RT,**
 SC, W

(Not for use with Twisted Down Rods)



Tri-Pod Conversion Kit*

Model-Finish **CK-TRIPOD-(Finish)**
Finish Option **OB**



Flushmount Adapter

Model-Finish **AD101-(Finish)**
Finish Option **BN, OB, W**

(Converts Bowl Light Kit to a Semi-Flushmount Light Fixture)

Downrod Accents & Accessories



Coupler

Model-Finish	COUPLER-(Finish)
Finish Option	AB, ABZ, AG, AGV, AO, AV, AW, BBZ, BCW, BN, BR, BU, CB, CH, DC, FB, GV, LB, MMW, MWW, OB, PB, PR, PT, RI, SPZ, SS, TI, TS, W



Cathedral Adapter* (for use with to 23° slope)

Model-Finish	45AD-(Finish)
Finish Option	AB, FB, PB, W



Pull Chains*

Model Number	Length	Finish Option
ACC-022	2'	W
ACC-023	2'	PB
ACC-024	2'	CH
ACC-025	2'	AB
ACC-026	2'	FB

* Comes with 1 Connector



Pull Chain Connectors*

Model Number	Finish Option
ACC-022C	W
ACC-023C	PB
ACC-024C	CH
ACC-025C	AB
ACC-026C	FB

* 20 Pieces per Set

Wall Controls



Ventilation/Light Control

Model-Finish **CM-1754-(Finish)**
 Finish Opt. **AL, W**
 Specs **1 Location**
(Single Pole)
 Watts/Amps **1200 Watts**



Ventilation/Light/ Heat Control

Model-Finish **CM-1755-(Finish)**
 Finish Opt. **W**
 Specs **1 Location**
(Single Pole)
 Watts/Amps **1200 Watts**



3 Speed/3 Way Control with Preset

Model-Finish **CM-3SSC3-(Finish)**
 Finish Opt. **AL, W**
 Specs **3 Wire Installation**
 Watts/Amps **1.5 Amp**



3 Speed Slide Control with Preset

Model-Finish **CM-3SSC-P-(Finish)**
 Finish Opt. **AL, W**
 Specs **2 Wire Installation**
 Watts/Amps **1.5 Amp**



Dual 3 Speed/Light Control

Model-Finish **CM-3SSDC-(Finish)**
 Finish Opt. **AL, W**
 Specs **3 Wire Installation**
 Watts/Amps **1.5 Amp**



4 Speed Rotary Fan Control

Model-Finish **CM-4SDH**
 Finish Opt. **AL, W**
(Both Knobs Included)
 Specs **2 Wire Installation**
 Watts/Amps **1.5 Amp**



Slide Light Control w/ LED Switch*

Model-Finish **CM-601L**
 Finish Opt. **AL, W**
(Both Are Included)
 Specs **Single Pole or 3 Way**
 Watts/Amps **600 Watts**
 *Wallplate Sold Separately



Dual-4 Speed/2 Light Control

Model-Finish **CM-RTD-(Finish)**
 Finish Opt. **AL, W**
 Specs **3 Wire Installation**
 Watts/Amps **1.5 Amp/300 Watt**
Dimmer



4 Speed Fan Control w/ Decorative Face Plate

Model-Finish **CM-RTF-(Finish)**
 Finish Opt. **AL, W**
 Specs **2 Wire Installation**
 Watts/Amps **1.5 Amp**

ICS Ordering Guide

Kit Supplied with Sender, Receiver and Fan Switch Housing

ICS Conversion Kit:

A Replacement Hub converts a Fan to an ICS system. Fan speed adjustment, direction and light intensity (for non-CFL lamps). See Ordering Guide below for the system that's right or you.



ICS Wall/Remote Control System:

- 3 Speed Fan Control and Reverse
- Light On/Off or 300 Watt Full Range Dimmer (Dimming feature for non-CFL lamps)
- 1.5 Amp (One Fan per Control System)
- ICS Wall Control with 3 Decorator Style Faceplate Inserts (Almond, White, Black)
- ICS CLAMSHELL included to Convert your Wall Control to a Hand-Held Remote Control
- Replacement Hub Included
- Additional Wall Controls and Clamshells Available
- 1-12V Battery Included
- Large Decorator Style Switch Plate Included (White)
- See Ordering Guide for Series Availability

Full Learning or Partial Learning System.

ICS = Full Learning System: Both transmitter and receiver have no DIP switches and transmitters are assigned a unique identifier code.

ICS2 = Partial Learning System: Transmitter has traditional 4 DIP switches but receiver has learning function to learn the switch setting of the transmitter.

New Clamshell system allows one transmitter to function as either a wall control or a hand-held remote control. Just as the CLAMSHELL-ICS to either the ICS-WALL (Full Learning) or ICS2-WALL (Partial Learning) to create your Hand-Held Remote Control. Up to 2 transmitters can be used in conjunction with the ICS Full Learning system.

Model	Series	ICS Remote Kit	Component 1	Component 2	Component 3	Component 4	Component 5
AT52	American Tradition	AT-ICS-(Finish)	ICS-WALL	ICS-CLAMSHELL	AT-MODULE-ICS	BX-ICS	AT-9(Finish)-ICS
CP52	Chaparral	CP-ICS2-(Finish)	ICS2-WALL	ICS-CLAMSHELL	RT52-MODULE-ICS2	BX-ICS	CP-9(Finish)-ICS
CV52	Cordova	CV-ICS-(Finish)	ICS-WALL	ICS-CLAMSHELL	CXL-MODULE-ICS	BX-ICS	CV-9(Finish)-ICS
CXL52	CXL	CXL-ICS-(Finish)	ICS-WALL	ICS-CLAMSHELL	CXL-MODULE-ICS	BX-ICS	CXL-9(Finish)-ICS
K52	Kona Bay	K52-ICS-(Finish)	ICS-WALL	ICS-CLAMSHELL	K52-MODULE-ICS	BX-ICS	K52-9(Finish)-ICS
ME52	Metro	ME-ICS-(Finish)	ICS-WALL	ICS-CLAMSHELL	ME-MODULE-ICS	BX-ICS	ME-9(Finish)-ICS
MI52	Mia	MI-ICS-(Finish)	ICS-WALL	ICS-CLAMSHELL	CXL-MODULE-ICS	BX-ICS	MI-9(Finish)-ICS
OA52	Ophelia	OA-ICS2-(Finish)	ICS2-WALL	ICS-CLAMSHELL	RT52-MODULE-ICS2	BX-ICS	OA-9(Finish)-ICS
P252	Presidential II	P2-ICS-(Finish)	ICS-WALL	ICS-CLAMSHELL	CXL-MODULE-ICS	BX-ICS	P2-9(Finish)-ICS
RT52	Riata 52"	RT-ICS2-(Finish)	ICS2-WALL	ICS-CLAMSHELL	RT52-MODULE-ICS2	BX-ICS	RT-9(Finish)-ICS
RT68	Riata 68"	RT68-ICS2-(Finish)	ICS2-WALL	ICS-CLAMSHELL	RT68-MODULE-ICS2	BX-ICS	RT-9(Finish)-ICS
SN52	Sentry	AT-ICS-(Finish)	ICS-WALL	ICS-CLAMSHELL	AT-MODULE-ICS	BX-ICS	AT-9(Finish)-ICS
TO52	Toscana	TO-ICS2-(Finish)	ICS2-WALL	ICS-CLAMSHELL	TO52-MODULE-ICS2	BX-ICS	TP-9(Finish)-ICS
WD52	Woodward	WD-ICS2-(Finish)	ICS2-WALL	ICS-CLAMSHELL	RT52-MODULE-ICS2	BX-ICS	WD-9(Finish)-ICS
ZE56	Zena	ZE-ICS-(Finish)	ICS-WALL	ICS-CLAMSHELL	CXL-MODULE-ICS	BX-ICS	ZE-9(Finish)-ICS

Remote Control Systems



DC System Handset & Wall Control

Model-Finish **DC-REMOTE**
 Finish Opt. **BL**
 Specs **12V Battery Included**

Model-Finish **DC-WALL**
 Finish Opt. **AL, BR, W**
 Specs **2 Wire Installation, 12V Battery Included**

Watts/Amps **1.5 Amp/300 Watt Dimmer**



UCI Wall Control

Model-Finish **UCI-WALL**
 Finish Opt. **AL, BR, W (Included)**
 Specs **2 Wire Installation, 12V Battery Included**
 Watts/Amps **1.5 Amp/300 Watt Dimmer**



Universal Remote Control System

Model-Finish **UCI-2000**
 Finish Opt. **W**
 Specs **Includes Handset, 12V Battery & Canopy Mount Receiver**

Watts/Amps **1.5 Amp/300 Watt Dimmer**

Cannot be Used on Sloped Ceiling



Universal Remote & Wall Control System

Model-Finish **UCI-2000-2**
 Finish Opt. **W**
 Specs **Includes Handset & Wall Control, 12V Battery & Canopy Mount Receiver**

Watts/Amps **1.5 Amp/300 Watt Dimmer**

Cannot be Used on Sloped Ceiling



RCI-103

Model-Finish **IC Remote Control**
 Finish Opt. **W**
 Specs **Includes Handset & 12V Battery & Receiver**

Watts/Amps **1.5 Amp/300 Watt Dimmer**















Universal Handset Only

Model-Finish **UCI-REMOTE**
 Finish Opt. **W**
 Specs **Includes Handset & 12V Battery**



WCI-100B

Model-Finish **IC Wall Control**
 Finish Opt. **W**
 Specs **Includes Wall Control & 12V Battery Receiver**

RCI / WCI to UCI Conversion			Replaces SKU Image			
New SKU / Image	Description	Comments				
 UCI-2000	Full Learning with 65K code Wall Control with Handheld Clamshell and Receiver Kit	Includes Wall Control with Black, Almond and White Décor inserts, Large White Décor Switch Plate and Black Clamshell to convert to handheld Remote Control	 UC-2000	 UC-2000-3	 RCI-103	 WCI-100 / WCI-100B
 UCI-2000-2	Full Learning with 65K code 2-Wall Controls with Handheld Clamshell and Receiver Kit	Includes 2 Wall Controls with Black, Almond and White Décor inserts, Large White Décor Switch Plate and 1 Black Clamshell to convert to handheld Remote Control. 2 Wall Control or 1 Wall Control and 1 Handheld Remote Control configuration	 UC-2000-2	 RDI-103		
 UCI-WALL	Full Learning with 65K code Wall Control battery powered transmitter	Includes Wall Control with Black, Almond and White Décor inserts and Large White Décor Switch Plate	 UC-2000-1			
 UCI-REMOTE	Full Learning with 65K code Wall Control with Handheld Clamshell battery powered transmitter	Build on Demand Kit with UCI-WALL and ICS-CLAMSHELL	 UC-2000-4			

Additional RCI / WCI Components

SKU	Description
RCI-104	Light, Fan Speed, No Reverse
WCI-100	wired Transmitter
WCR-100	4 DIP switch Down Light, 3 Fan Speed, Reverse Wall Control
RCR2-100	4 DIP switch Down Light, 3 Fan Speed, Reverse Remote Control
WCR2-100	4 DIP switch Up/Down Light, 3 Fan Speed, Reverse Wall Control
RCR3-100	4 DIP switch Up/Down Light, 3 Fan Speed, Reverse Remote Control
RCA-103	Receiver Kit (model PAP52ABZ5RCDI)

Notes:

Universal Upgrade Kit - convert any pull chain fan to Wall/Remote Control Speed/Light Function

Parts Replacement/Service - Here is the sequence of questions to ask the customer/consumer when dealing with a parts replacement issue on Universal Controls.

1. What is the model of the fan you have?

2. Check the wall control or hand-held receiver and determine if it has traditional 4 DIP switches or no DIP switches. Bear in mind that DIP switches can be located on the side of older model Universal Wall Controls (it may be necessary to pull the wall control out of the junction box to see the DIP switches) or under the battery compartment cover on the back of a hand-held remote.

If a DIP switch model is being replaced, we must replace both the transmitter (UCI-WALL or UCI-REMOTE) and receiver (UCI-MODULE).

If a Full Learning (NO DIP switch) model is being replaced, you can replace transmitter or receiver components individually.

Programming fans: Cut power to the fan (via wall switch, toggle switch, breaker, as needed). Within 60 seconds, depress and hold the "OFF" button for 5 seconds.

UCI

"OFF" button

If light kit is present, light will flash twice confirming code sync.

Appendix

103.....	266	B552C-TK7.....	241	B554PD-CH9.....	238	BCD52-LOK.....	251
105.....	266	B552C-W.....	241	B554PD-FB.....	239	BCD52-MP.....	251
106.....	266	B552C-WB6.....	241	B554PD-OAK.....	238	BCD52-OB.....	251
108.....	266	B552P-AG.....	242	B554PD-TK7.....	238	BCD52-PEC.....	251
109.....	266	B552P-BN.....	242	B554PD-WAL.....	238	BCD52-PW.....	251
110.....	266	B552P-CR.....	242	B554PDR-DOK.....	238	BCD52-RW3.....	251
111.....	266	B552P-FB.....	242	B554PDR-DOAK.....	238	BCD52-TK7.....	251
112.....	266	B552P-LOK.....	242	B554PDR-TK7.....	238	BCD52-W.....	251
115.....	266	B552P-MP.....	242	B554PDR-WAL.....	238	BCD52-WA.....	251
116.....	266	B552P-OB.....	242	B554T-BBO.....	239	BCD52-WB6.....	251
117.....	266	B552P-OBN.....	242	B554T-OAW.....	245	BCD52-WWB.....	251
163.....	267	B552P-PEC.....	242	B554T-OLOK.....	245	BCD52P-AG.....	249
171.....	267	B552P-OBN.....	245	B556C-1.....	235	BCD52P-AW.....	249
195.....	267	B552P-OBK.....	245	B556C-CH10.....	234	BCD52P-BN.....	249
199.....	267	B552P-OFB.....	245	B556C-CH2.....	234	BCD52P-CR.....	249
213.....	267	B552P-OWH.....	245	B556C-OA8.....	235	BCD52P-DOK.....	249
231.....	267	B552P-RW3.....	243	B556C-SB4.....	234	BCD52P-FB.....	249
261.....	267	B552P-W.....	243	B556C-SB8.....	234	BCD52P-LOK.....	249
294.....	267	B552P-WB6.....	243	B556C-SE1.....	234	BCD52P-MP.....	249
403.....	268	B552P-WWB.....	243	B556C-T11.....	234	BCD52P-OB.....	249
405.....	268	B552S-AG.....	243	B556C-T5.....	234	BCD52P-PW.....	249
406.....	268	B552S-AU1.....	241	B556C-W1.....	235	BCD52P-RW.....	250
199C.....	267	B552S-AW.....	243	B556C-W10.....	235	BCD52P-TK7.....	250
231C.....	267	B552S-BN.....	243	B556C-W5.....	235	BCD52P-W.....	250
45AD-(Finish).....	271	B552S-CH9.....	242	B556C-WD2.....	234	BCD52P-WB6.....	250
ACC-022.....	271	B552S-CO12.....	242	B556C-W8.....	235	BCD52P-WWB.....	250
ACC-022C.....	271	B552S-CR.....	243	B556S-AW.....	243	BELN44-ASMA.....	252
ACC-023.....	271	B552S-DO4.....	241	B556S-CH9.....	242	BELN44-BL.....	252
ACC-023C.....	271	B552S-DOK.....	243	B556S-OB.....	244	BELN44-DO.....	252
ACC-024.....	271	B552S-FB.....	243	B556S-RB3.....	2341	BELN44-WH.....	252
ACC-024C.....	271	B552S-LO5.....	241	B556S-RDL.....	244	BELN52-ASMA.....	252
ACC-025.....	271	B552S-LOK.....	244	B556S-RWA.....	244	BELN52-BLRW.....	252
ACC-025C.....	271	B552S-MIA.....	244	B556S-TK7.....	241	BELN52-BO.....	252
ACC-026.....	271	B552S-MP.....	244	B556S-WB6.....	241	BELN52-OKMA.....	253
ACC-026C.....	271	B552S-OAW.....	246	B556T-DO2.....	239	BELN52-CWWN.....	253
AD101-(Finish).....	271	B552S-OB.....	246	B556T-LO1.....	239	BELN52-RWWN.....	253
AM54.....	72	B552S-OBK.....	246	B556T-PA7.....	239	BELN52-RWWO.....	253
ASAD-(Finish).....	270	B552S-OFB.....	246	B558T-HO9.....	239	BELN52-WHWA.....	253
ASH60.....	88	B552S-OLOK.....	246	B568C-SE1.....	247	BL52.....	186
AT52.....	38	B552S-OPO.....	246	B570C-1.....	247	BW116.....	159
ATA52.....	108	B552S-ORI.....	246	B570E-DO4.....	248	BW116HW.....	158
B542S-CR.....	241	B552S-OWH.....	246	B570E-MP.....	248	BW248.....	160
B542S-RB3.....	241	B552S-OWP.....	246	B570E-OB.....	248	BW321.....	162
B542S-WB6.....	240	B552S-RB3.....	241	B570E-WB6.....	248	C52.....	202
B544S-AW.....	243	B552S-RDL.....	244	B570P-CH9.....	247	C201.....	206
B544S-OBK.....	246	B552S-RWA.....	244	B570P-OAK.....	247	C202.....	208
B544S-OLOK.....	246	B552S-TK7.....	241	B570P-TK7.....	247	C203.....	210
B544S-OWH.....	246	B552S-TW.....	244	B570P-WAL.....	247	C204.....	212
B544S-RDL.....	244	B552S-W.....	244	BCD42-AG.....	250	C205.....	214
B544S-RWA.....	244	B552S-WA8.....	242	BCD42-AW.....	250	C206.....	216
B544S-TK7.....	241	B552S-WB6.....	241	BCD42-BN.....	250	C207.....	218
B544S-WB6.....	241	B552S-WNP.....	244	BCD42-CR.....	250	C208.....	220
B548T-LO8.....	239	B552S-WWB.....	242	BCD42-DOK.....	250	C209.....	222
B548T-NA8.....	239	B554C-CT1.....	235	BCD42-FB.....	250	CC52.....	200
B548T-OAK.....	239	B554C-CT10.....	235	BCD42-LOK.....	251	CCU52.....	198
B552C-AG.....	240	B554C-CT5.....	235	BCD42-MP.....	251	CI52.....	140
B552C-AW.....	240	B554C-WD8.....	234	BCD42-OB.....	251	CIU52.....	138
B552C-BN.....	240	B554P-AP.....	236	BCD42-PW.....	251	CK-TRIPOD-(Finish).....	270
B552C-CR.....	240	B554P-AW.....	236	BCD42-W.....	251	CM-1754-(Finish).....	272
B552C-EO.....	240	B554P-BW.....	236	BCD42-WB6.....	251	CM-1755-(Finish).....	272
B552C-FB.....	240	B554P-CH9.....	236	BCD52-AG.....	251	CM-3SSC-3-(Finish).....	272
B552C-MA.....	240	B554P-MP.....	236	BCD52-AW.....	250	CM-3SSC-P-(Finish).....	272
B552C-MP.....	240	B554P-OAK.....	236	BCD52-BN.....	250	CM-3SSDC-(Finish).....	272
B552C-NA.....	240	B554P-TK7.....	236	BCD52-CR.....	250	CM-4SDH.....	272
B552C-PCN.....	240	B554P-WAL.....	236	BCD52-DOK.....	250	CM-601L-(Finish).....	272
B552C-RW3.....	240	B554PD-AW.....	239	BCD52-FB.....	250	CM-RTD-(Finish).....	272


CM-RTF-(Finish).....	272	LK300L-SS.....	263	OV70.....	22
CMA-(Finish).....	270	LK35CFL-(Finish).....	262	OV70.....	156
CN52.....	56	LK37CFL-(Finish).....	264	P252.....	32
CO52.....	130	LK38CFL-(Finish).....	262	PAR52.....	148
COUPLER-(Finish).....	271	LK3CFL-W.....	257	PF52.....	188
CP52.....	92	LK400CFL-(Finish).....	263	PS52.....	196
CP52.....	170	LK401CFL-(Finish).....	263	PU52.....	66
CR52.....	12	LK402CFL-(Finish).....	263	PUH52.....	230
CV52.....	30	LK403CFL-BN.....	264	PV52.....	94
CXL52.....	40	LK404CFL-W.....	264	PV52.....	178
DA30.....	70	LK405CFL-(Finish).....	264	RCI-103.....	272
DC-REMOTE.....	274	LK406CFL-BN.....	264	RP-3801-(Finish).....	269
DC-WALL.....	274	LK44CFL-AG.....	262	RP-3802-(Finish).....	268
DCEP70.....	86	LK47CFL-(Finish).....	262	RP-3810-1.....	269
DCEP70.....	154	LK49CFL-AG.....	262	RP-3810-2.....	269
DE52.....	122	LK5-(Finish)-NRG.....	257	RP-3811-1.....	269
DR12 (Finish).....	269	LK50CFL-AO.....	263	RP-3811-2.....	269
DR14 (Finish).....	269	LK50CFL-PR.....	263	RP-3812-1.....	269
DR18 (Finish).....	269	LK55L-BN.....	263	RP-3812-2.....	269
DR2 (Finish).....	269	LK63CFL-(Finish).....	257	RP-3813-1.....	269
DR24 (Finish).....	269	LK715-NRG.....	259	RP-3813-2.....	269
DR36 (Finish).....	269	LK715CFL.....	259	RP-3814-1.....	269
DR4 (Finish).....	269	LKE116-NRG.....	255	RP-3814-2.....	269
DR48 (Finish).....	269	LKE116CFL.....	255	RP-3815-1.....	269
DR6 (Finish).....	269	LKE305-(Finish)-NRG.....	256	RP-3815-2.....	269
DR60 (Finish).....	269	LKE305CFL-AG.....	256	RT52.....	82
DR72 (Finish).....	269	LKE307-NRG.....	256	RT68.....	84
DR8 (Finish).....	269	LKE307CFL.....	256	RT68.....	156
EVA54.....	20	LKE35C-CFL.....	254	RU72.....	34
F104CFL-(Finish).....	264	LKE35C-NRG.....	254	SAR52.....	10
F300CFL-(Finish).....	264	LKE35F-CFL.....	254	SB52.....	144
F300L-(Finish).....	265	LKE35F-NRG.....	254	SB52.....	184
F400CFL-(Finish).....	265	LKE49-NRG.....	254	SE68.....	26
F400L-(Finish).....	265	LKE49CFL.....	254	SI56.....	137
F405L-(Finish).....	265	LKE51CFL.....	254	SELK-SBZ.....	255
F430CFL-AG.....	265	LKE53-(Finish)-NRG.....	254	SN52.....	42
F440CFL-(Finish).....	265	LKE53CFL-(Finish).....	254	SON52.....	102
F545CFL-(Finish).....	265	LKE60-NRG.....	254	SON60.....	104
F565CFL-(Finish).....	265	LKE60CFL.....	254	SON70.....	106
FA52.....	136	LKE74-NRG.....	254	STU54.....	116
FB60.....	28	LKE74CFL.....	254	TAN56.....	110
FB60.....	166	LKE77S-CFL.....	254	TIM54.....	50
FZA52.....	64	LKE77S-NRG.....	254	TO52.....	4
GM56.....	68	LKH2020CFL-(Finish).....	259	TR352.....	138
HA52.....	76	LO52.....	118	TR52.....	134
HE52.....	124	LOU52.....	176	TRE54.....	54
IC Remote Control.....	274	LW52.....	78	TS52.....	48
IC Wall Control.....	274	LW52.....	182	TSLK-(Finish).....	254
JU54.....	106	LY52.....	62	UC-2000.....	272
K52.....	90	ME52.....	58	UC-2000-1.....	272
K52.....	172	MGN52.....	18	UC-2000-2.....	272
KAP54.....	96	MI52.....	6	UC-2000-3.....	272
KI52.....	134	MN44.....	120	UC-2000-4.....	272
LAP54.....	146	MND54.....	112	UN52.....	60
LK101CFL.....	257	MND72.....	114	UN52.....	164
LK102CFL.....	257	MNR52.....	8	VE58.....	132
LK103-NRG.....	257	MNRLK-OBG.....	261	VG54.....	108
LK103CFL.....	257	MNRLK-TS.....	261	VS60.....	52
LK104-LED.....	255	MO56.....	100	WB242SC.....	198
LK14-NRG.....	257	MOR54.....	178	WB242BS.....	198
LK14CFL.....	256	OA52.....	16	WB348.....	198
LK16-NRG.....	257	OF400CFL-(Finish).....	265	WB448.....	198
LK16CFL.....	257	OLK101CFL-(Finish).....	260	WCI-100B.....	274
LK1CFL.....	257	OLK124CFL-(Finish).....	261	WD52.....	24
LK204CFL-(Finish).....	258	OLK13CFL-(Finish).....	260	WIN56.....	74
LK206-NRG.....	258	OLK215CFL.....	261	WXL52.....	14
LK206CFL.....	258	OLK3CFL-(Finish).....	260	YOR52.....	36
LK207CFL-(Finish).....	258	OLK67CFL-(Finish).....	260	ZE56.....	126
LK215-NRG.....	259	OLK715CFL.....	261	ZELKCFL-(Finish).....	259
LK215CFL.....	259	OMI52.....	172		
LK24CFL-(Finish).....	257	OPXL52.....	186		

Ceiling Fan


FINISH OPTIONS




AB
Antique Brass



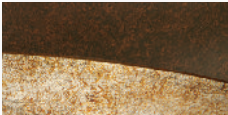
ABZ
Aged Bronze
Brushed



AG
Aged Bronze
Textured



AGV
Aged
Galvanized



AGVM
Aged Bronze/
Vintage Madera



AO
Athenian Obol



AW
Antique White



AWD
Antique White/
Distressed




BA
Brushed
Aluminum




BCW
Biscay Walnut



BN
Brushed Satin
Nickel



BNK
Brushed Polished
Nickel



BR
Brown




BU
Burnt Sienna



CH
Chrome



DCVM
Dark Coffee/
Vintage Madera



ESP
Espresso




FB
Flat Black




FW
French White




GV
Galvanized Steel




LB
Legacy Brass




MWW
Matte White



OB
Oiled Bronze



OBG
Oiled Bronze/
Gilded




OBMA
Oiled Bronze/
Mahogany



PB
Polished Brass



PLN
Polished Nickel



PR
Peruvian Bronze



PT
Pewter



RI
Rustic Iron




SC
Sedona Clay



SPZ
Spanish Bronze




SS
Stainless
Steel



TI
Titanium



TS
Tarnished Silver



W
White



WP
Weathered Pine

Notes

This image shows a single sheet of white paper with horizontal ruling lines. The lines are evenly spaced and run across the width of the page. There are no margins, text, or other markings on the paper.

Notes

This image shows a single sheet of white paper with horizontal ruling lines. The lines are evenly spaced and run across the width of the page. There are no margins, text, or other markings on the paper.

Quick Index Guide

Model No. Order

Model No.	Page
AT52	38
AM54	72
ASH60	88
ATA52	112
BL52	194
BW116	163
BW116HW	162
BW248	164
BW321	166
C52	206
C201	210
C202	212
C203	214
C204	216
C205	218
C206	220
C207	222
C208	224
C209	226
CC52	204
CCU52	202
CI52	144
CIU52	146
CN52	56
CV52	30
CR52	12
CO52	142
CP52	92, 174
CXL52	40
DA30	70
DCEP70	86, 158
DE52	126
EVA54	20
FA52	140
FB60	28, 170
FZA52	64
GM56	68
HA52	76
HE52	128
JU54	110
KAP54	96
KI52	138
K52	90, 176
LAP54	154
LO52	122
LOU52	180
LW52	78, 186
LY52	62
ME52	58
MI52	06
MGN52	18

Model No.	Page
MND54	116
MND72	118
MNR52	08
MN44	124
MO56	100
MOR54	182
OA52	16
OMI52	172
OPXL52	190
OV70	22, 160
PI30	44
PF52	188
PFC52	228
PAR52	152
P252	32
PS52	196
PU52	66
PUH52	230
PV52	178
RT52	82
RT68	86, 158
RU72	34
SAR52	10
SB52	148, 184
SE68	26
SI56	141
SN52	42
SON52	102
SON60	104
SON70	106
STU54	120
TAN56	114
TIM54	50
TO52	04
TS52	48
TRE54	54
TR52	134
TR352	132
UN52	60, 168
VE58	136
VS60	52
VG54	108
WB242BS	199
WB242SC	199
WB348TS	199
WB448GG	199
WD52	24
WIN56	74
WXL52	14
YOR52	36
ZE56	130

Quick Index Guide

Alphabetical Order

Model Name	Page
5th Avenue	140
American Tradition	38
Amphora	72
Ashwood	88
Atara	112
Bellows I - Hard-Wired	162
Bellows I	163
Bellows II	164
Bellows III	166
Bloom	194
Cecilia	204
Cecilia Unipack	202
Chaparral	92, 170
Civic	144
Civic Unipack	142
Copeland	56
Cordova	30
Cortana	12
Cosmos Unipack	134
CXL	40
Dane	70
DC Epic	86, 158
Delos	126
Evangeline	20
Forza	64
Fredericksburg	28, 170
Gambrel	68
Hathaway	76
Helios	128
Juna	110
Kapiz	96
Kira	138
Kona Bay	90, 176
La Playa	150
Layton	62
Leeward	182
Leeward	78, 186
Loris	122
Louver	180
Metro	58
Mia	06
Midoro	100
Monaghan	18
Mondo 54"	116
Mondo 72"	118
Monroe	08
Montreal	124
Moorestad	182
Olivier	22, 160

Model Name	Page
Ophelia	16
Outdoor Patio Fan	190
Outdoor Mia	172
Pavilion	178
Piccolo	44
Porch Fan	184
Port Arbor	152
Presidential II	32
Pro Builder	206
Pro Builder 201 Series	210
Pro Builder 202 Series	212
Pro Builder 203 Series	214
Pro Builder 204 Series	216
Pro Builder 205 Series	218
Pro Builder 206 Series	220
Pro Builder 207 Series	222
Pro Builder 208 Series	224
Pro Builder 209 Series	226
Pro Contemporary Flushmount	228
ProStar Basketball	192
Pro Universal Hugger	230
Pulsar	66
Riata	82
Riata Grande	84, 156
Rutgers	34
Saratoga	10
Sentry	42
Seville España	26
Silo	141
Sonnet	102
South Beach	148, 184
Studio	120
Tangent	114
Timarron	50
Toscana	04
Townsend	48
Trenton	54
Triumph	134
Triumph 3	132
Union	60, 168
Velocity	136
Vesta	52
Vogue	98
WarPlanes	194
Wellington XL	14
Winton	74
Woodward	24
Yorktown	36
Zena	130

Craftmade

Craftmade

CEILING FANS

Est. 1985

A division of Litex Industries
650 South Royal Lane
Coppell, Texas 75019
phone 800-486-4892 fax 877-304-1728
www.craftmadebrands.com

Showroom:
Dallas Market Center
Trade Mart, Suite 4902
2100 Stemmons Freeway
Dallas, Texas 75207