

# CRYSTORAMA


95 Cantiague Rock Road, Westbury NY 11590  
 ph:516.931.9090 fax:516.931.1254  
 info@crystorama.com www.crystorama.com

## MODEL#: 1595-FA ASSEMBLY AND DRESSING INSTRUCTIONS

### WARNING:



Electrical Danger



Turn Power off

All electrical components must be installed by a licensed electrician in accordance with the National Electric Code and the appropriate local electrical codes.



You will need 5-Cand. BULB  
 40 watts Recommended  
 60 watts Max  
 Bulb not included

A=(3"Twist glass rod)\*68pcs

B=(1jewel+2"oyster)\*67pcs

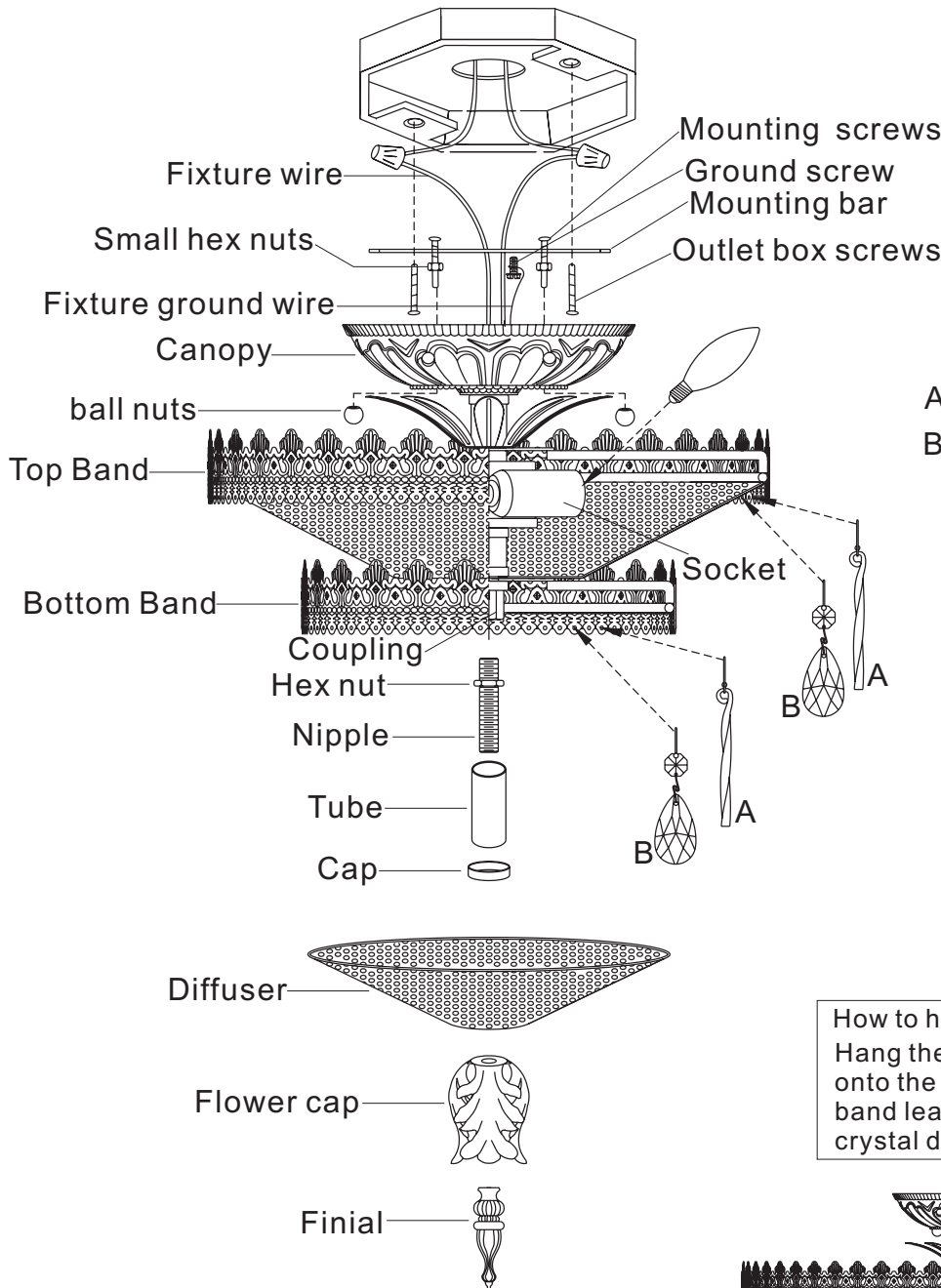
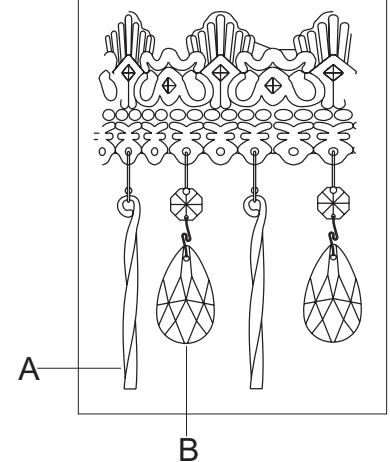


FIG.1



How to hang the crystal drops:  
 Hang the crystal drop A and B alternately onto the pinholes on the top and bottom band leaving a hole empty in between crystal drop A and B. Please see Fig.1

