

CRYST RAMA



1958

95 Cantiague Rock Road, Westbury NY 11590

ph:516.931.9090 fax: 516. 931.1254

info@crystorama.com www.crystorama.com

MODEL#:3324

ASSEMBLY AND DRESSING INSTRUCTIONS

WARNING:

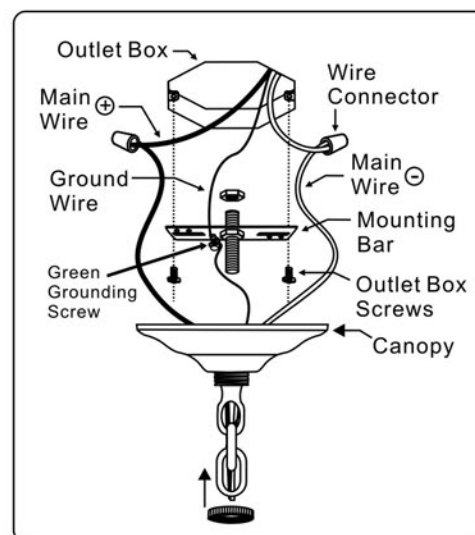
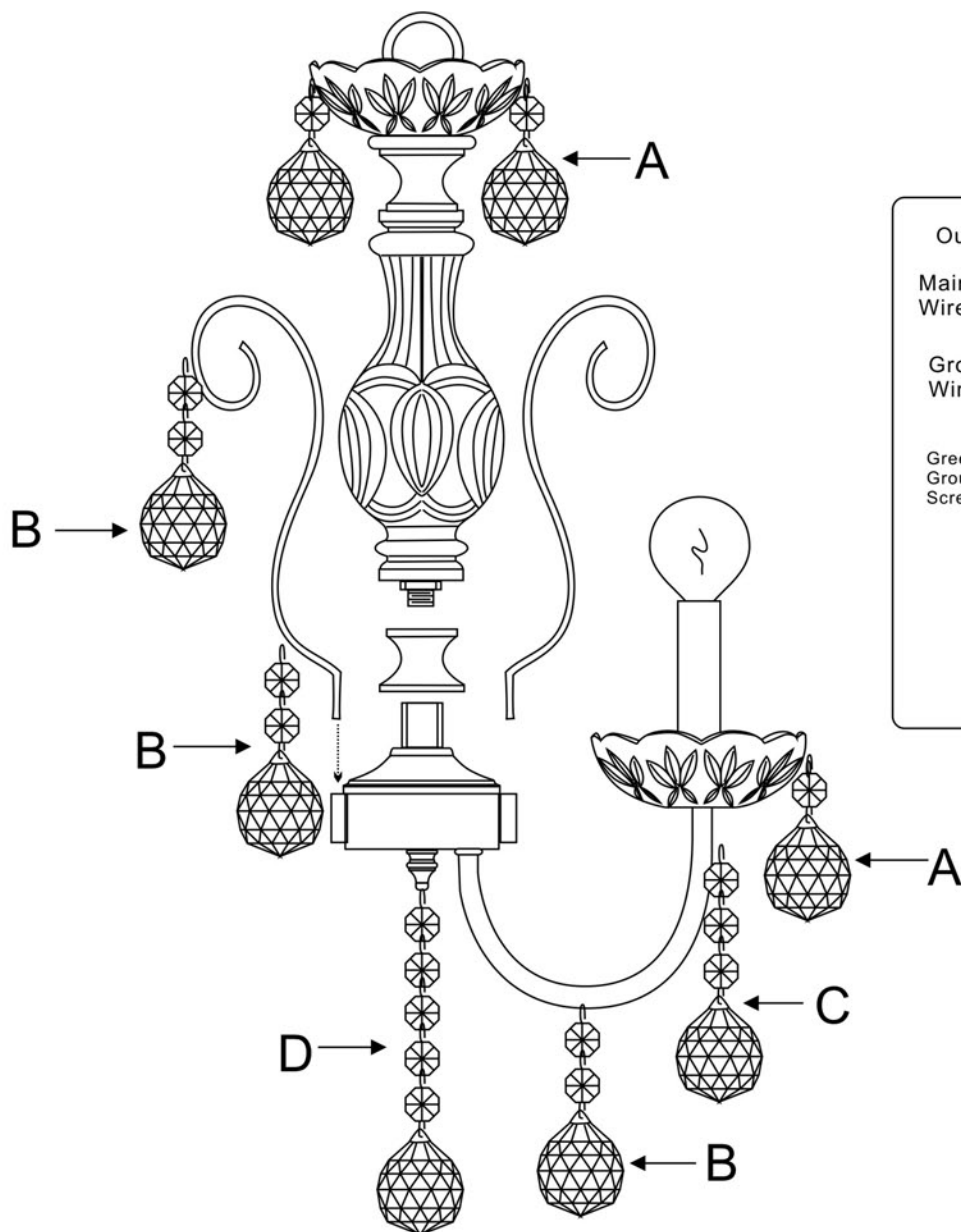


Electrical Danger





Turn Power Off


All electrical components must be installed by a licensed electrician in accordance with the National Electric Code and the appropriate local electrical codes.

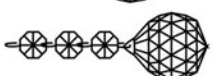


(1) Bobeche
with (5) "A" Trim.



A=  (14mm+30mm)X25sets

B=  (14mmX2pcs+30mm)X12sets

C=  (14mmX3pcs+30mm)X4sets

D=  (14mmX5pcs+30mm)X1pc



You will need 4 - Cand.Bulb
40 Watts Recommended
60 Watts Max
Bulb not included.