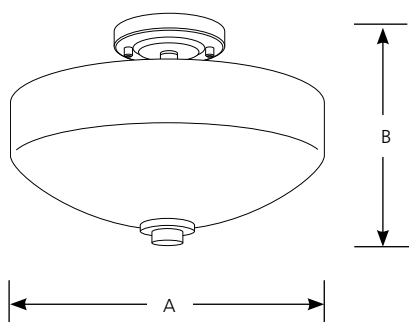
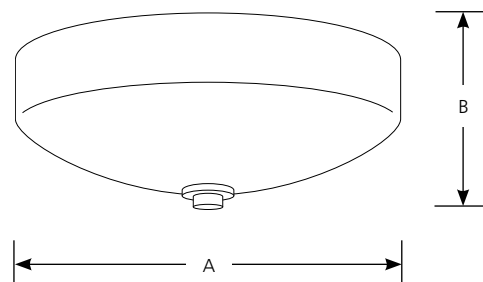


Type \_\_\_\_\_  
-09  
P3441 ☐  
P3442 ☐

Catalog No.	Finish	Lamping	Dimensions (Inches)	
	Brushed Nickel		A	B
P3441	-09	2 (m) 100w	14	9-5/8
P3442	-09	3 (m) 75w	18	8-3/8


**P3441**

**P3442**

### Specifications:

#### General

- Etched opal glass : P3441 - 14" dia., P3442 - 18" dia.
- Minimalist linear styling
- Plated Brushed Nickel (-09) finish
- Steel construction
- Companion Bath and Vanity, Chandelier, Close to ceiling, Hall and Foyer, Wall Bracket, fixtures are available

#### Mounting

- Ceiling semi-flush mount -P3441
- Ceiling flush mount -P3442
- Canopy covers a standard 4" hexagonal recessed outlet box
- Mounting strap for outlet box included

#### Electrical

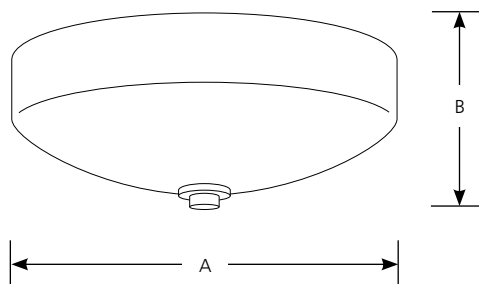
- Medium base ceramic sockets
- Pre-wired

#### Labeling

- cCSAus Damp location listed

Type \_\_\_\_\_  
-09EBWB  
P3442 ☐

Catalog No.	Finish	Lamping	Dimensions (Inches)	
	Brushed Nickel		A	B
P3442	-09EBWB	3-26w GU24 CFL	18	8-3/8



**P3442**

### Specifications:

#### General

- Etched opal glass 18" dia.
- Flush mount
- Minimalist linear styling
- Plated Brushed Nickel (-09) finish
- 26w GU24 self-ballasted CFL lamps (included)
- Steel construction
- Companion Bath and Vanity, Chandelier, Close to ceiling, Hall and Foyer, Wall Bracket, fixtures are available

#### Mounting

- Ceiling flush mount
- Ceiling pan covers a standard 4" hexagonal recessed outlet box
- Mounting strap for outlet box included

#### Electrical

- GU24 base sockets
- Pre-wired

#### Labeling

- cCSAus Damp location listed