

Type \_\_\_\_\_

-09 -15 -20

P2706 ☐ ☐ ☐

P2707 ☐ ☐ ☐

P2708 ☐ ☐ ☐

P2709 ☐ ☐ ☐

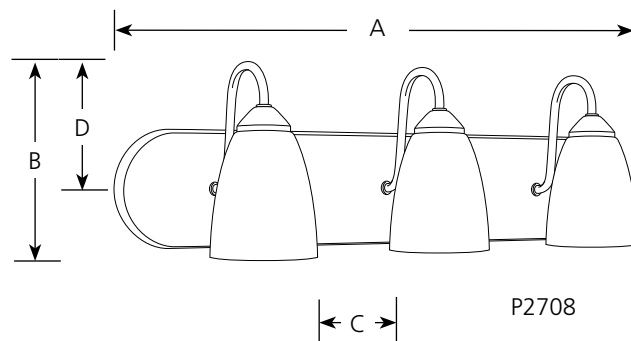
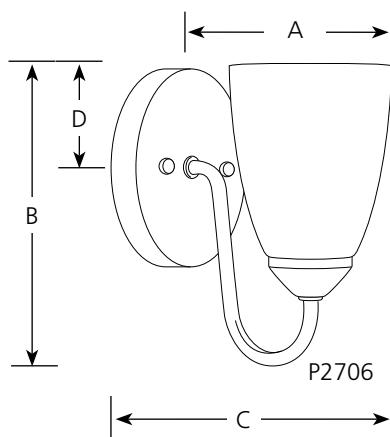
P2713 ☐ ☐ ☐

P2714 ☐ ☐ ☐

### Finish

### Dimensions (Inches)

Catalog No.	Brushed Nickel	Polished Chrome	Antique Bronze	Lamping	A	B	C	D
P2706	-09	-15	-20	1 (m) 100w	5	7-1/2	6-1/2	2-5/8
P2707	-09	-15	-20	2 (m) 100w	12	7-1/2	6-1/2	2-1/2
P2708	-09	-15	-20	3 (m) 100w	24	7-1/2	6-1/2	2-1/2
P2709	-09	-15	-20	4 (m) 100w	30	7-1/2	6-1/2	2-1/2
P2713	-09	-15	-20	5 (m) 100w	36	7-1/2	6-1/2	2-1/2
P2714	-09	-15	-20	6 (m) 100w	48	7-1/2	6-1/2	2-1/2



### Specifications:

#### General

- Etched glass shade(s): 4" dia.
- Mounts in "up" or "down" position
- Plated Brushed Nickel (-09) or Polished Chrome (-15) finishes
- Painted Antique Bronze (-20) finish
- Threaded socket ring secures glass
- Steel construction
- Companion Bath and Vanity, Chandelier, Hall and Foyer, Pendant, Wall bracket, fixtures are available

#### Mounting

- Wall mount
  - Back plate covers a standard 4" hexagonal recessed outlet box
- P2706: 5" dia. (round)

P2707: 12" W., 4-9/16" ht.  
(rectangular with round ends)

P2708: 24" W., 4-9/16" ht.  
(rectangular with round ends)

P2709: 30" W., 4-9/16" ht.  
(rectangular with round ends)

P2713: 36" W., 4-9/16" ht.  
(rectangular with round ends)

P2714: 48" W., 4-9/16" ht.  
(rectangular with round ends)

- Mounting strap for outlet box included

#### Electrical

- Medium base ceramic socket(s)
- Pre-wired

#### Labeling

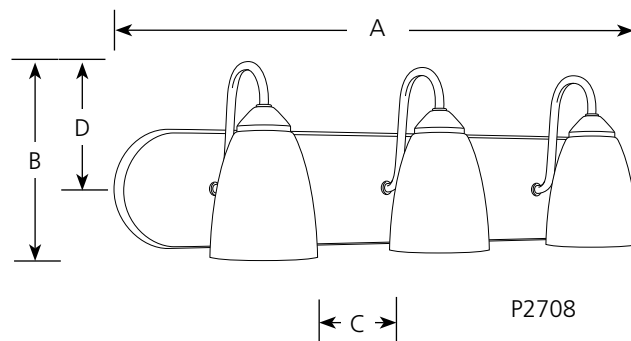
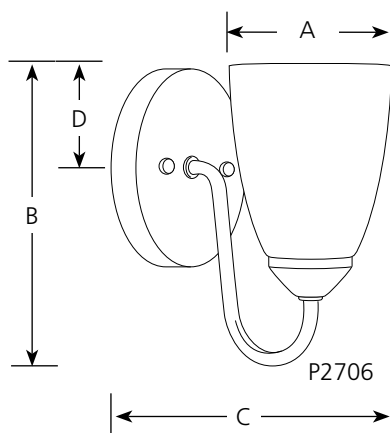
- UL-CUL Damp location listed

Type \_\_\_\_\_

	-09EBWB	-15EBWB	-20EBWB
P2706	<input type="checkbox"/>	<input type="checkbox"/>	<input type="checkbox"/>
P2707	<input type="checkbox"/>	<input type="checkbox"/>	<input type="checkbox"/>
P2708	<input type="checkbox"/>	<input type="checkbox"/>	<input type="checkbox"/>
P2709	<input type="checkbox"/>	<input type="checkbox"/>	<input type="checkbox"/>

**Finish**

Catalog No.	Brushed Nickel	Polished Chrome	Antique Bronze	Lamping	Dimensions (Inches)			
					A	B	C	D
P2706	-09EBWB	-15EBWB	-20EBWB	1-13w GU-24 (included)	5	7-1/2	6-1/2	2-5/8
P2707	-09EBWB	-15EBWB	-20EBWB	2-13w GU-24 (included)	12	7-1/2	6-1/2	2-1/2
P2708	-09EBWB	-15EBWB	-20EBWB	3-13w GU-24 (included)	24	7-1/2	6-1/2	2-1/2
P2709	-09EBWB	-15EBWB	-20EBWB	4-13w GU-24 (included)	30	7-1/2	6-1/2	2-1/2



**Specifications:**

General

- Etched glass shade(s): 4" dia.
- Mounts in "up" or "down" position
- Plated Brushed Nickel (-09EBWB) or Polished Chrome (-15EBWB) finishes
- Painted Antique Bronze (-20EBWB) finish
- GU24 self-ballasted lamp(s) included
- Steel construction
- Companion Bath and Vanity, Chandelier, Hall and Foyer, Pendant, Wall bracket, fixtures are available
- Energy Star® qualified

Mounting

- Wall mount

- Back plate covers a standard 4" hexagonal recessed outlet box
- P2706: 5" dia. (round)
- P2707: 12" W., 4-9/16" ht. (rectangular with round ends)
- P2708: 24" W., 4-9/16" ht. (rectangular with round ends)
- P2709: 30" W., 4-9/16" ht. (rectangular with round ends)
- Mounting strap for outlet box included

Electrical

- GU24 base socket(s)
- Pre-wired

Labeling

- cCSAus Damp location listed
- Title 24 compliant



Progress Lighting  
701 Millennium Blvd.  
Greenville, South Carolina  
29607