



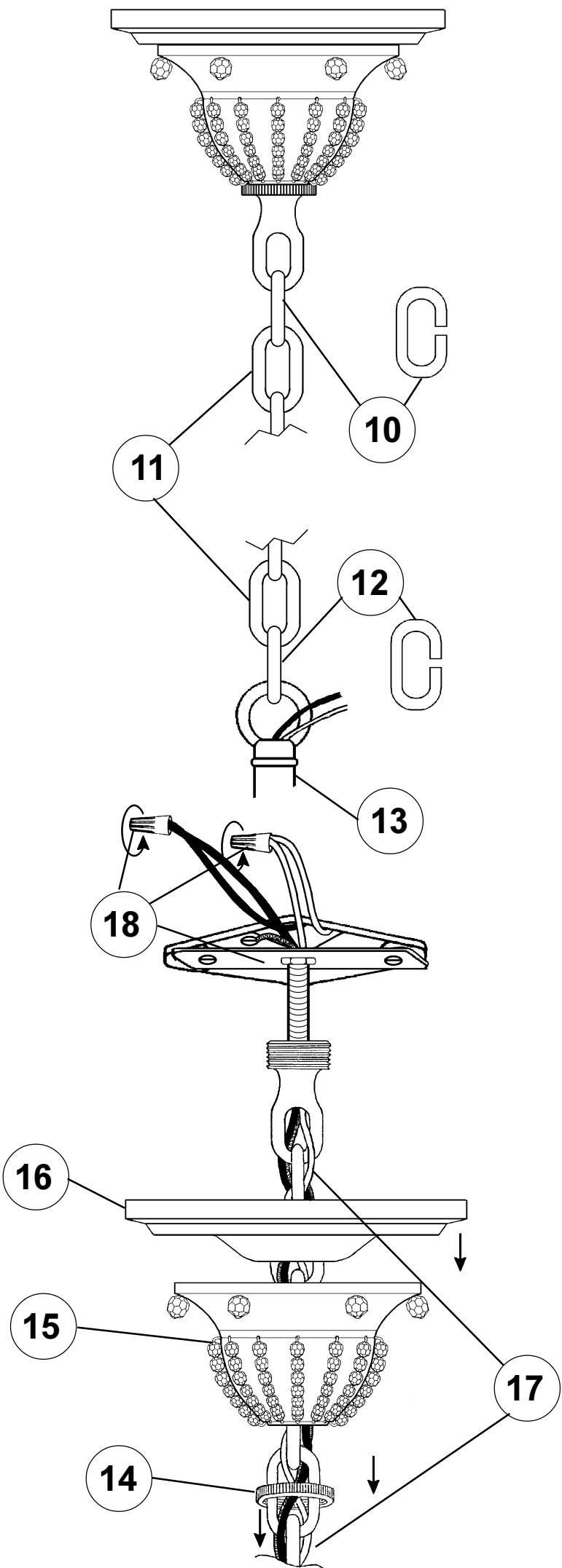
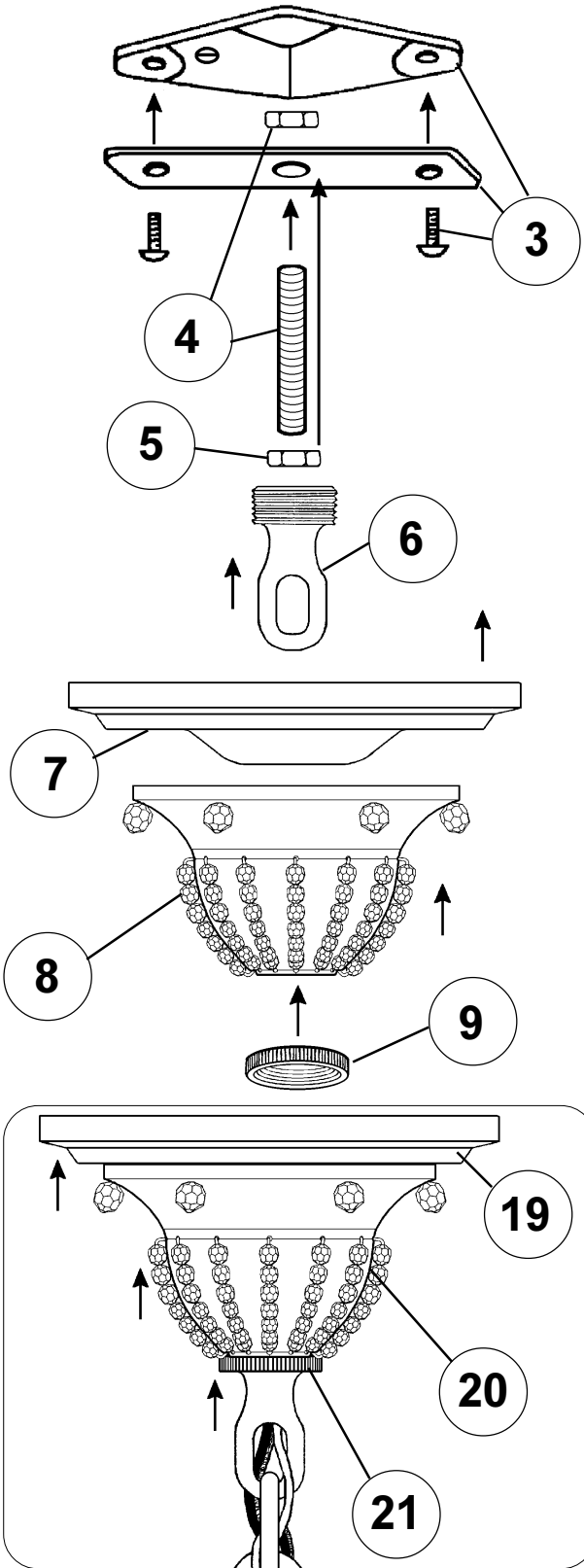
Instructions for electrician  
STEPS 2 - 21

**WARNING:**

2  


Electrical Danger Turn Power Off

All electrical components must be installed by a licensed electrician in accordance with the National Electric Code and the appropriate local electrical codes.



CHANDELIER 9622- \_\_\_\_ TRIM DIAGRAM

(Finish Option)



THIS DESIGN IS THE PROPRIETARY  
TRADE DRESS/TRADEMARK OF  
SCHONBEK WORLDWIDE LIGHTING INC.

7 Lights  
Diameter: 28"  
Body Length: 37"  
Hanging Weight: 22 lbs.

**SCHONBEK®**


See diagram on back page  
Follow steps in exact order  
Save this trim diagram for future reference

**1** **IMPORTANT**  
*Person who opens carton should record the following information for future service.*

CODE #	_____	Four-digit number on outside of carton.
PACKER #	_____	See crystal package label.
ORDER #	_____	See crystal package label.

SCHONBEK IS A WORLD LEADER IN CHANDELIER DESIGN. PATENTS INCLUDE:  
#D5,222,805, #D5,460,269, #D6,712,490, #D454,973 & #D464,769


Instructions for crystal trimming  
STEPS 22 - 30



22

You will need 7 - C10  
25 Watts Recommended  
60 Watts Max

28



Tighten With  
Tool Provided.

