
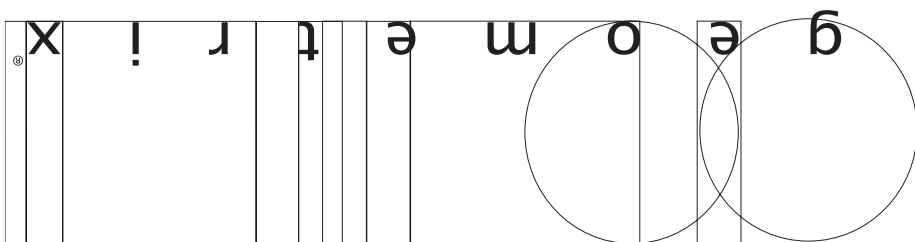


Important: Label on back contains important information on your crystal color. Please save in case you ever need to order matching crystal.



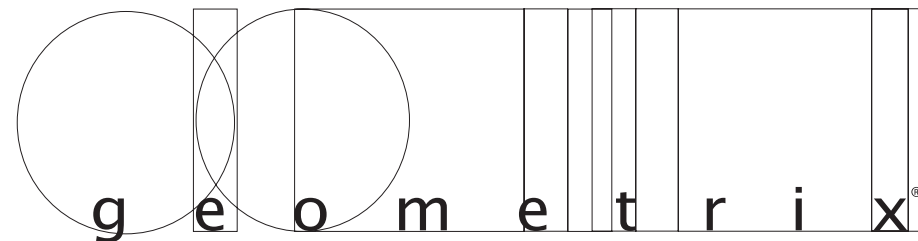
Trim Diagram
Matrix™ Wall Sconce MTW3605-**




Schonbek Worldwide Lighting Inc., 61 Industrial Blvd., Plattsburgh NY 12901-1908
Tel: 800.836.1892 or 518.563.7500 www.schonbek.com

© 2004 SCHONBEK WORLDWIDE LIGHTING INC., A. SCHONBEK & CO. LTD. WORLDWIDE COPYRIGHT RESERVED

US PATENT 5,144,541 & #D523,579



Trim Diagram
Matrix™ Wall Sconce MTW3605-**



6 Lights
Diameter: 35½x5", extends 5"

Geometrix® is designed by Schonbek with Strass® crystal by Swarovski.




This design is the proprietary trade dress/trademark of Schonbek Worldwide Lighting Inc

Please save your trim diagram for future reference.

IMPORTANT: Label on back contains important information on your crystal color. Please save in case you ever need to order matching crystal.





7 Plug bulbs carefully but completely into socket. Use only G9 JCD bulbs. Only use bulbs marked "suitable for open luminaires" OR bearing this symbol: 

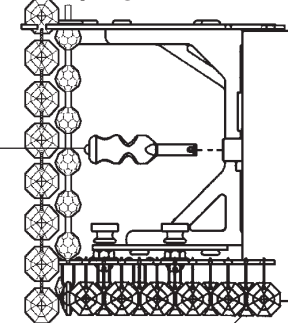


9 Grasp C chain of crystal by the top crystal. Slip the chain through side opening of the grid slit. It will nest into position between the top and second crystal.

8



CRYSTAL GRID
#87/212/1S



SLOT FOR
"A" AND "B"
OR "A"

)SLIT FOR "C"

