



Instructions for electrician STEPS 2 - 8

WARNING:

2



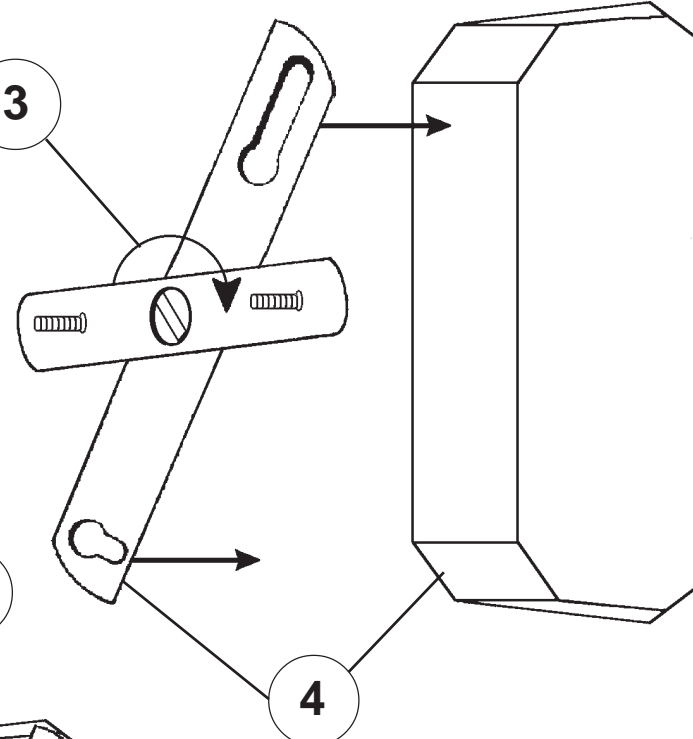
Electrical Danger



Turn Power Off

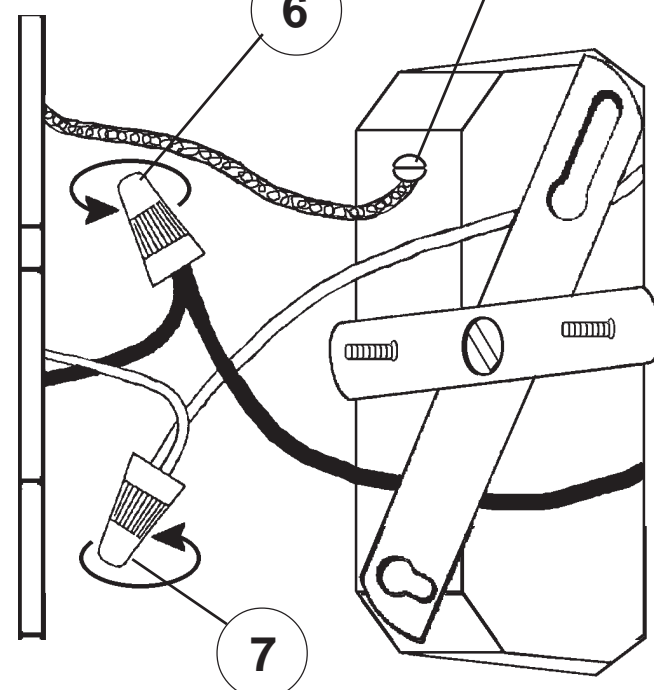
All electrical components must be installed by a licensed electrician in accordance with the National Electric Code and the appropriate local electrical codes.

3



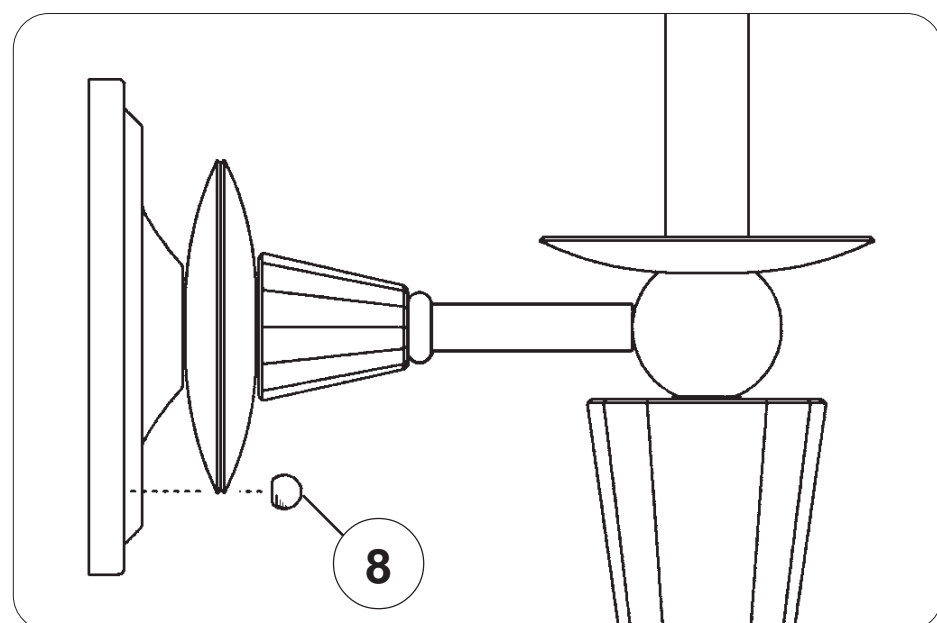
5

6



7

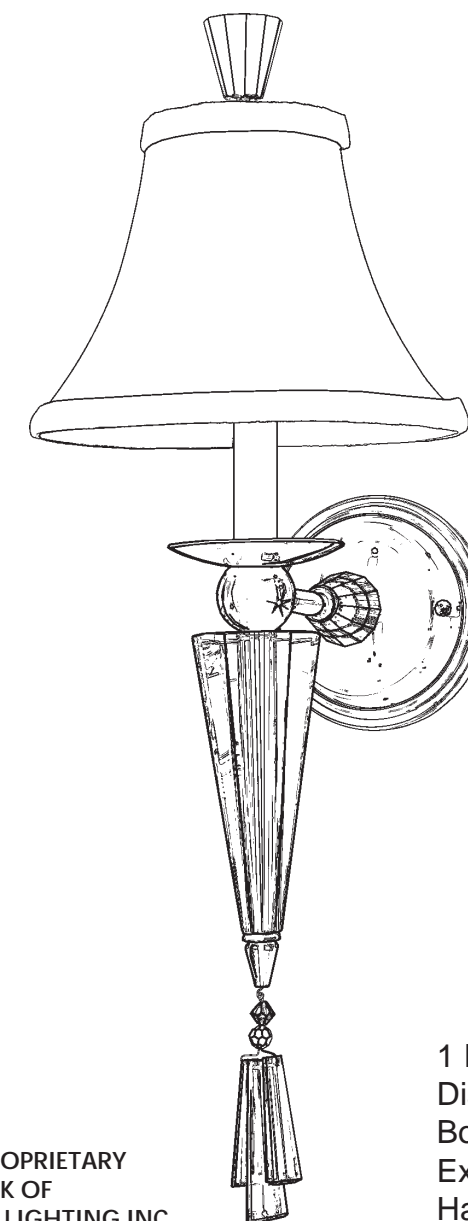
4



8

CHANDELIER 7141-_____ TRIM DIAGRAM

(SHADE COLOR)



THIS DESIGN IS THE PROPRIETARY
TRADE DRESS/TRADEMARK OF
SCHONBEK WORLDWIDE LIGHTING INC.

1 Light
Diameter: 8-1/2"
Body Length: 24"
Extension: 11"
Hanging Weight: 4 lbs.

SCHONBEK®

See diagram on back page
Follow steps in exact order
Save this trim diagram for future reference

1


IMPORTANT

Person who opens carton should record the following information for future service.

CODE # _____ Four-digit number on outside of carton.
PACKER # _____ See crystal package label.
ORDER # _____ See crystal package label.

SCHONBEK IS A WORLD LEADER IN CHANDELIER DESIGN. PATENTS PENDING.

Instructions for crystal trimming
STEPS 9 - 13



9

You will need 1 - C10
25 Watts Recommended
40 Watts Max

Install bulb and be sure
to test fixture **BEFORE**
trimming.

