

CRYSTORAMA

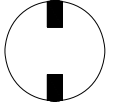
1958
95 Cantiague Rock Road, Westbury NY 11590
ph:516.931.9090 fax:516.931.1254
info@crystorama.com www.crystorama.com

MODEL#:2228-RB-CL-MWP ASSEMBLY AND DRESSING INSTRUCTIONS

WARNING:



Electrical Danger

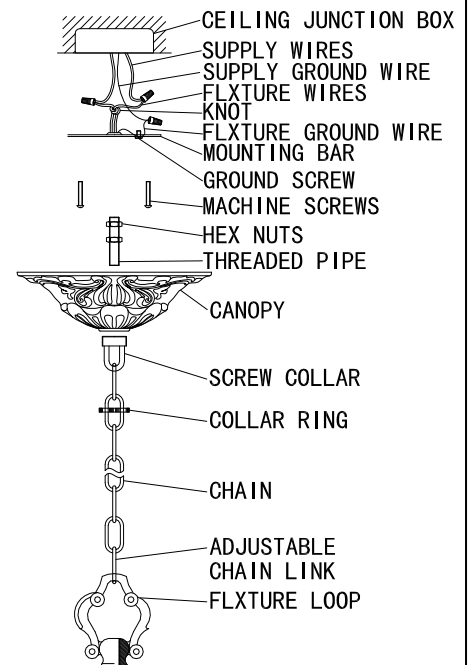
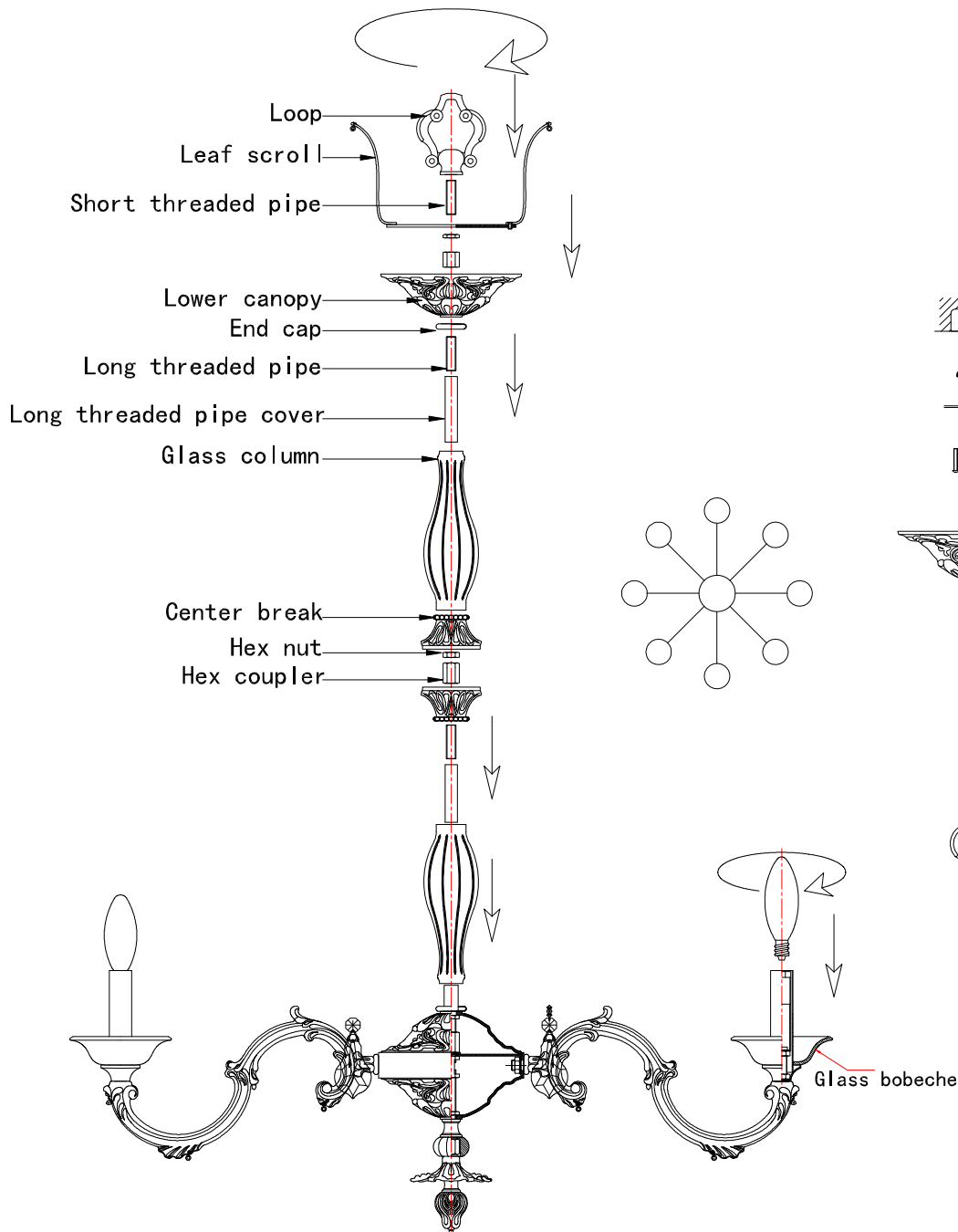


Turn Power Off

All electrical components must be installed by a licensed electrician in accordance with the National Electric Code and the appropriate local electrical codes.



You will need 8 - Cand. Bulb
40 Watts Recommended
60Watts Max
Bulb not included.



2012-12-13

CRYSTORAMA

1958

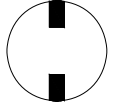
95 Cantiague Rock Road, Westbury NY 11590

ph:516.931.9090 fax:516.931.1254

info@crystorama.com www.crystorama.com

MODEL#:2228-RB-CL-MWP ASSEMBLY AND CRYSTAL INSTRUCTIONS

WARNING:

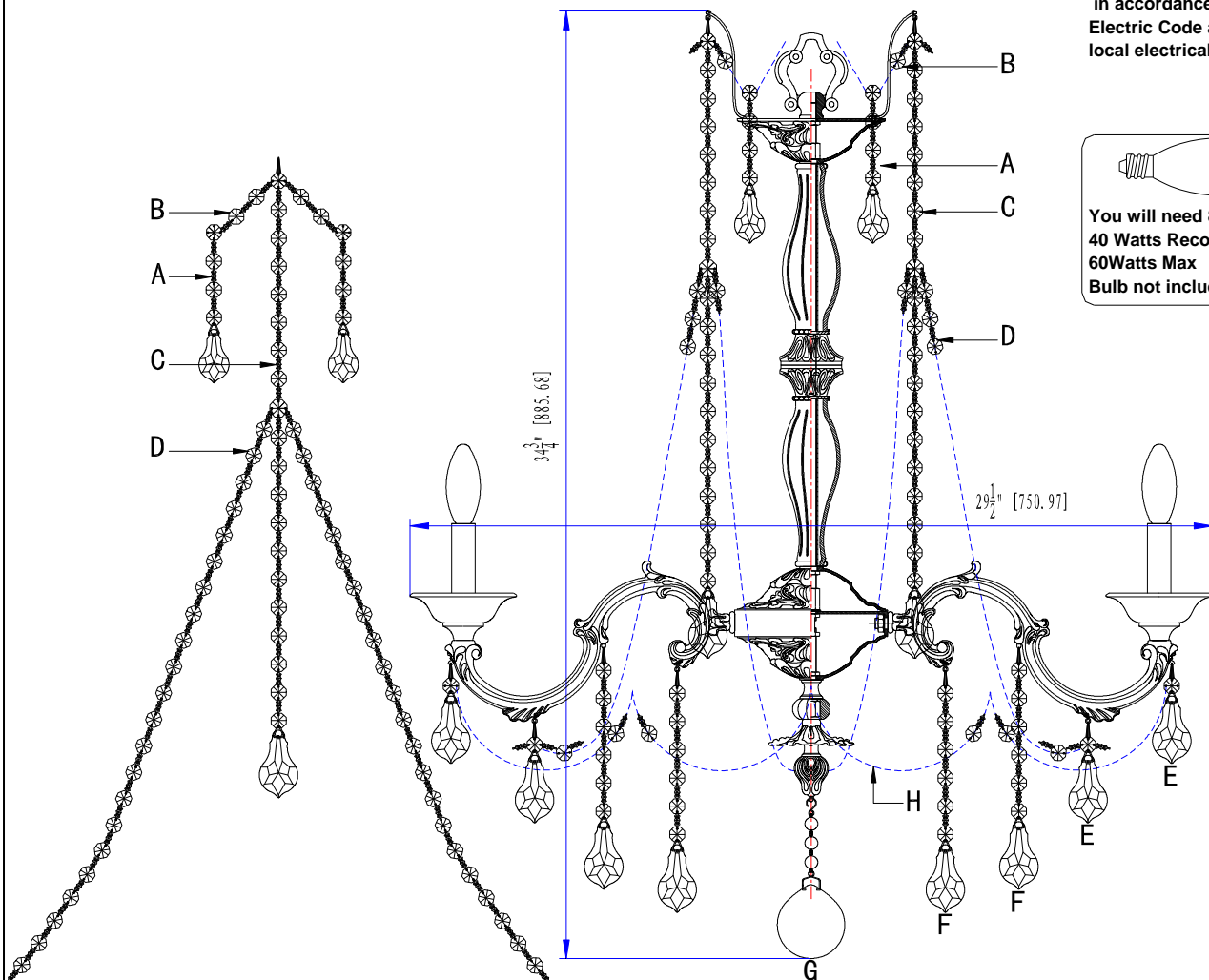


Electrical Danger Turn Power Off

All electrical components must be installed by a licensed electrician in accordance with the National Electric Code and the appropriate local electrical codes.



You will need 8 - Cand.Bulb
40 Watts Recommended
60Watts Max
Bulb not included.



- A= (1X50mm Crystal+3X14mm Jewels Strand)*8pcs
- B= (4X14mm+1X14mm(4 HOLE) Jewels Strand)*8pcs
- C= (1X63mm Crystal+19X14mm+1X16mm(4 HOLE) Jewels Strand)*8pcs
- D= (22X14mm Jewels Strand)*16pcs
- E= (1X63mm Crystal+1X14mm(4 HOLE) Jewels Strand)*16pcs
- F= (1X63mm Crystal+6X14mm Jewels Strand)*16pcs
- G= (1X50mm Ball+3X12mm Ball)*1pc
- H= (15X14mm Jewels Strand)*8pc

2012-12-13