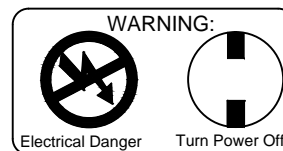
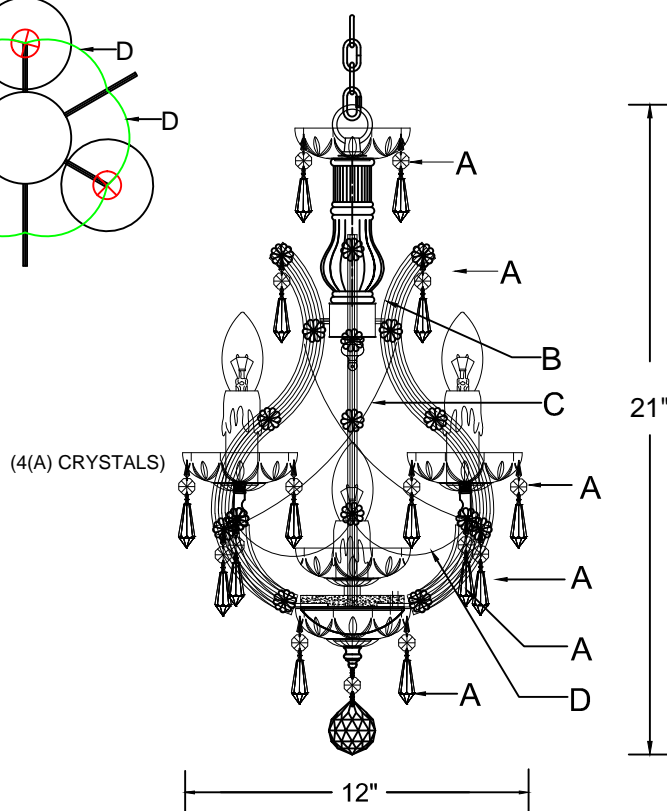
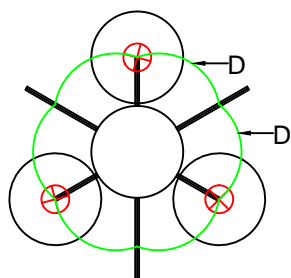


CRYSTORAMA

LIGHTING THE WAY FOR SIXTY YEARS

ASSEMBLY INSTRUCTION MODEL #4473-GD-CL-MWP



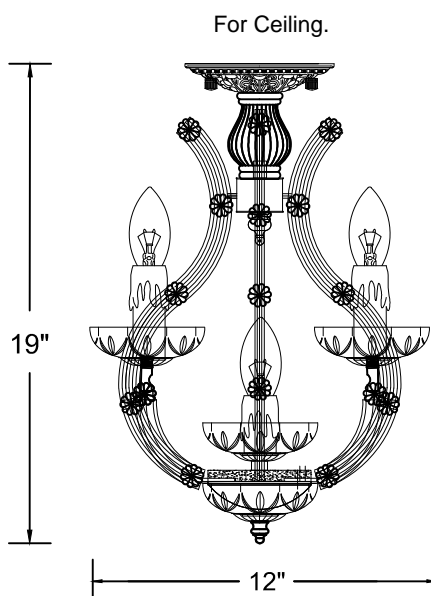
All electrical components must be installed by a licensed electrician in accordance with the National Electric Code and the appropriate local electrical codes.



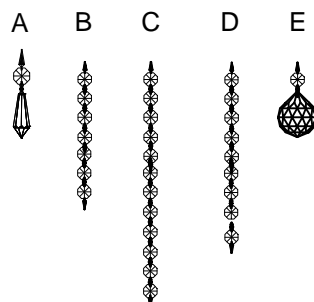
**You will need 4-Candelabra Base Bulb
40 Watts Recommended 60 Watts Max
USE LED BULBS FOR EXTENDED USE**

How to Install

1. Do a complete inventory of all parts and components before you start installing.
2. For hanging. Screw the long glass column kit onto the top of fixture.
2. For Ceiling. Screw the short glass column kit onto the top of fixture.
3. After safely attaching fixture into outlet box, install bobeches, bulbs (not included) and proceed to connecting the power.
4. When you begin to dress the fixture, start with packet labeled (A).
5. IMPORTANT: Apply crystal sets in alphabetical order.



DETAILED ILLUSTRATION



Crystal Sets

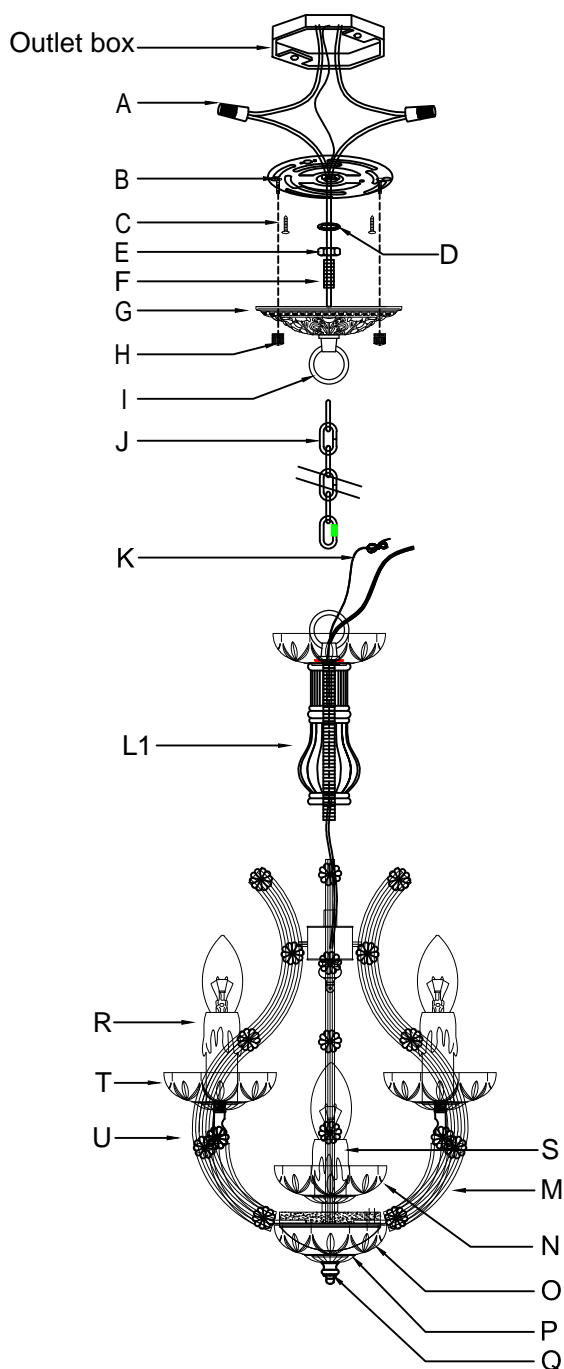
- A. 29Sets. (1)14mm + 38mm
- B. 3Sets. (7)14mm
- C. 6Sets. (12)14mm
- D. 6Sets. (8)14mm
- E. 1Piece. (1)14mm + AS8-40mm Ball

WARNING: This product can expose you to Lead, which is known to the State of California to cause cancer and/or birth defects or reproductive harm. For more information go to www.P65Warnings.ca.gov

CRYSTORAMA

LIGHTING THE WAY FOR SIXTY YEARS

PART NUMBER MODEL #4473-GD-CL-MWP



Part Number

Part Numbers

- A. (2)-Wire Connector
- B. (1)-Mounting Plate
- C. (2)-Outlet Box Screws
- D. (1)-Lock washer
- E. (1)-Hex Nut
- F. (1)-Nipple
- G. (1)-Canopy; w5" x h1" (XFB4430GDCAN5IN)
- H. (2)-Ball Nut (XFB4430GDBANUT)
- I. (1)-Collar Loop
- J. (1)-Chain; 72", 4mm (XFB4405GDCHA4MM)
- K. (1)-Ground Wire
- L1. (1)-Column
- L2. (1)-Shorter glass column
- M. (1)-Frame
- N. (1)-Dish Ø4", 26mm hole (XFB4473DIBOB4IN)
- O. (1)-Dish Ø4", 17mm hole, 4pin (XFB4473GDDIBOB4IN)
- P. (1)-Small Metal Dish
- Q. (1)-Finial (XFB4405GDFIN)
- R. (3)-Candle Sleeve; h3" (XFB4405CDL3IN)
- S. (1)-Candle Sleeve; h2" (XFB4409CDL2IN)
- T. (4)-Bobèche; Ø4" 26mm hole, 4pin (XFB4405GDBOB4IN)
- U. ()-Rosette

PART BAG I : Includes Parts A, C

PART BAG II : Includes Parts B, D, E, F, G, H, I

For Ceiling.

