

CRYST RAMA



1958

95 Cantiague Rock Road, Westbury NY 11590

ph:516.931.9090 fax: 516. 931.1254

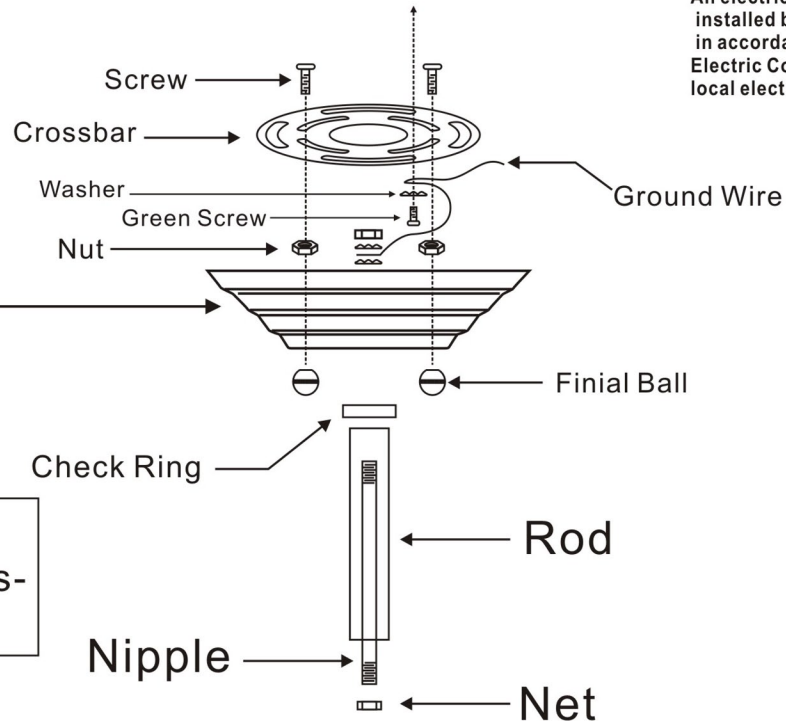
info@crystorama.com www.crystorama.com

MODEL#:914 ASSEMBLY INSTRUCTIONS

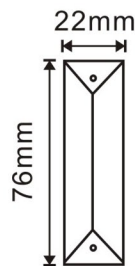
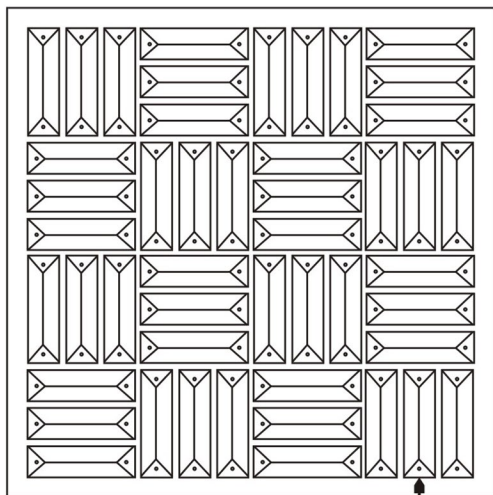
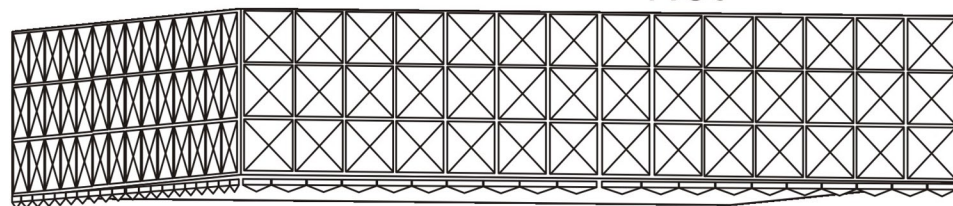
WARNING:

Electrical Danger Turn Power Off

All electrical components must be installed by a licensed electrician in accordance with the National Electric Code and the appropriate local electrical codes.



Optional Swivel:
Use on slope ceilings-
Otherwise remove.



FOR OUT RING

You will need 4 - Cand.Bulb
40 Watts Recommended
60 Watts Max
Bulb not included.