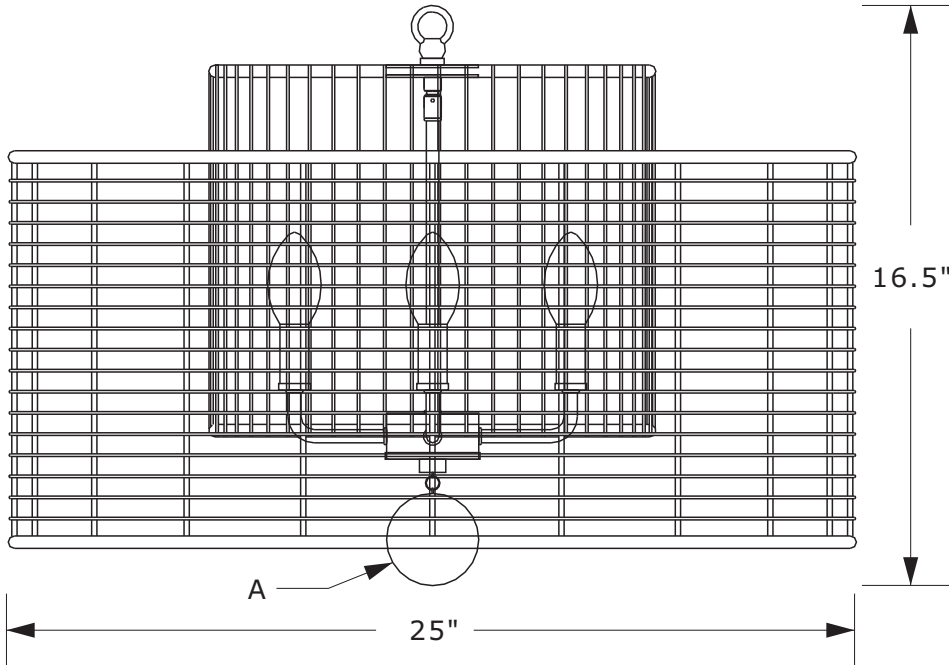


CRYSTORAMA

LIGHTING THE WAY FOR SIXTY YEARS

ASSEMBLY INSTRUCTION MODEL #JAY-A5004-BS



All electrical components must be installed by a licensed electrician in accordance with the National Electric Code and the appropriate local electrical codes.



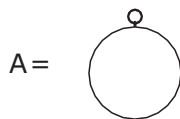
You will need 4 -Candelabra Base Bulb
40 Watts Recommended 60 Watts Max.
USE LED BULBS FOR EXTENDED USE

How to Install

1. Place the candle sleeve onto the socket, and insert recommended bulb (not included).
2. Hang the wood ball "A" onto the bottom of fixture.

Hangings

A.1 Set. 70mm

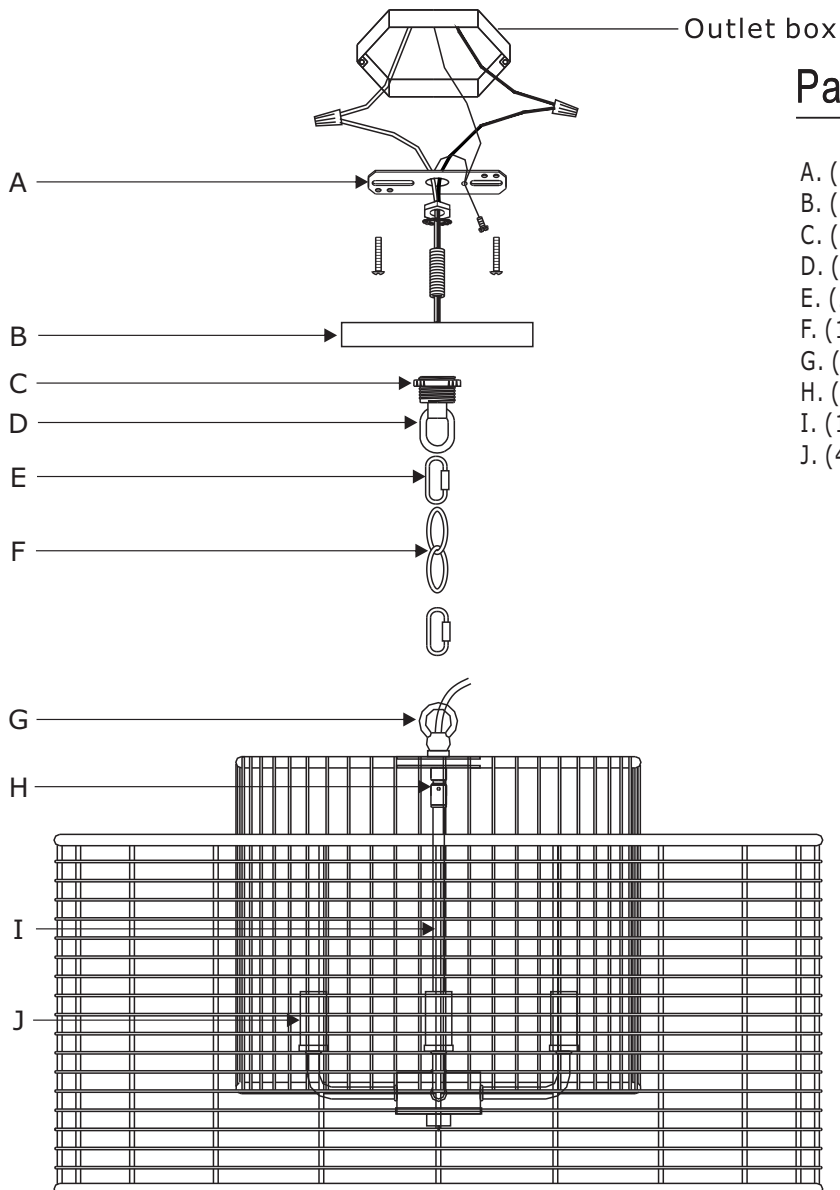


WARNING: This product can expose you to Lead, which is known to the State of California to cause cancer and/or birth defects or reproductive harm. For more information go to www.P65Warnings.ca.gov.

CRYSTORAMA

LIGHTING THE WAY FOR SIXTY YEARS

PART NUMBER MODEL #JAY-A5004-BS



Part Number

- A. (1) - Mounting Hardware
- B. (1) - Canopy(W5.1",H0.76") #XRE5004BSCAN5IN
- C. (1) - Collar Ring
- D. (1) - Collar Loop
- E. (2) - Quick Link
- F. (1) - Hanging Chain(72",4mm) #XRE5004BSCHA4MM
- G. (1) - Fixture Loop
- H. (1) - Swivel
- I. (1) - Center Stem(8.7",9.7mm) #XRE5004BSSTEM8.7IN
- J. (4) - Candle Sleeve(W0.87",H1.97") #XRE5004BSCDL1.97IN