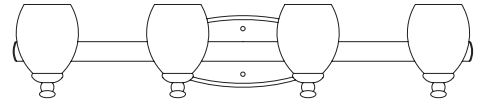
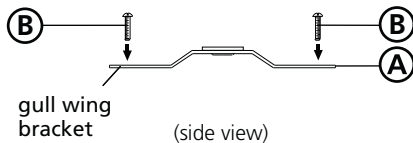


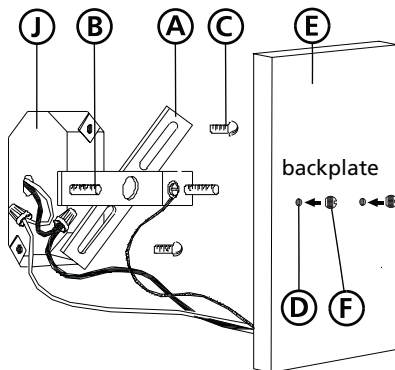
Family: Sydney | Item No. 5244 CM



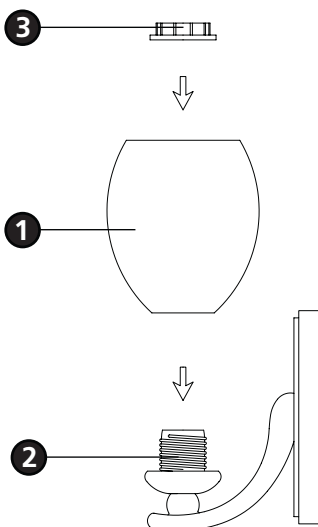
Drawing 1 - Strap Detail



Drawing 2 - Fixture Mounting



Drawing 3 - Fixture Assembly



▼ start here

1

1. Find a clear area in which you can work.
2. Unpack fixture and glass from carton.
3. Carefully review instructions prior to assembly.

***** The construction of this fixture will be accomplished by first mounting the mounting strap to the junction box, making all necessary electrical connections, mounting the fixture to the wall, and then installing the glass.**

2

1. Prepare mounting strap (A) by threading the two mounting screws (B) into the back of the gull wing bracket - see **Drawing 1**.
 - Be sure the holes into which the screws are threaded match the spacing of holes (D) in the back plate (E) - see **Drawings 1 and 2**.
2. Attach mounting strap (A) to junction box (J) using two 8-32 screws (C) 1" long (not provided) - see **Drawing 2**.

SAFETY WARNING: READ WIRING AND GROUNDING INSTRUCTIONS (I.S. 18) AND ANY ADDITIONAL DIRECTIONS. TURN POWER SUPPLY OFF DURING INSTALLATION. IF NEW WIRING IS REQUIRED, CONSULT A QUALIFIED ELECTRICIAN OR LOCAL AUTHORITIES FOR CODE REQUIREMENTS.

3

Make electrical connections from supply wire to fixture lead wires. Refer to instruction sheet (I.S. 18) and follow all instructions to make all necessary wiring connections. Then refer back to this sheet to continue installation of this fixture.

4

1. Slip the two mounting screws (B) through the two mounting holes (D) in the backplate (E) - see **Drawing 2**.
2. While holding fixture in place, thread the two ball knobs (F) onto mounting screw (B) and tighten.

5

1. To install glass, remove retaining ring (3) from threaded socket (2) - see **Drawing 3**.
2. Place glass (1) over threaded socket (2).
3. Thread retaining ring (3) on threaded socket (2).
4. Repeat steps 1-3 for remaining pieces of glass.
5. Fixture can now be lamped accordingly.

Note: Maximum wattage for 5244 fixture is 75 watts per bulb.