

# INNOVATIONS


CREATIVITY MEETS EVOLUTIONARY DESIGN



CATALOG 2017C



**284-1W-BAB\*-G204** SEEDY  
(SHOWN AS SCONCE)



**284-1W-BAB\*-G204** SEEDY  
6" W x 11" HT x 7" EXT



**284-2W-BAB\*-G204** SEEDY  
14" W x 11" HT x 7" EXT

3 1/4" CAST HOLDER  
4 1/2" DIA CAST CANOPY

BLACK WITH ANTIQUE  
BRASS HARDWARE

6" SEEDY GLASS

ALSO AVAILABLE WITH  
G202-CLEAR GLASS



**284-3CH-BAB\*-G204** SEEDY  
20" DIA x 11 1/2" HT  
3 LIGHT ROUND CHANDELIER

COMES WITH 10' OF WIRE 6" + 12" + 12" STEM WITH  
SWIVEL AND ONE LINK OR CHAIN CAN BE STEM  
MOUNTED OR CHAIN HUNG

**284-1W-BPN\*-G202** CLEAR  
6" W x 11" HT x 7" EXT



**284-1W-BPN\*-G202** CLEAR  
(SHOWN AS SCONCE)



3 1/4" CAST HOLDER  
4 1/2" DIA CAST CANOPY



**284-3CH-BPN\*-G202** CLEAR  
20" DIA x 11 1/2" HT  
3 LIGHT ROUND CHANDELIER

COMES WITH 10' OF WIRE 6" + 12" + 12" STEM WITH  
SWIVEL AND ONE LINK OR CHAIN CAN BE STEM  
MOUNTED OR CHAIN HUNG



**284-2W-BPN\*-G202** CLEAR  
14" W x 11" HT x 7" EXT

BLACK WITH POLISHED  
NICKEL HARDWARE

6" CLEAR GLASS

ALSO AVAILABLE WITH  
G204-SEEDY GLASS



# INNOVATIONS

CREATIVITY MEETS EVOLUTIONARY DESIGN

## THE NOUVEAU COLLECTION

NOW AVAILABLE WITH ANY OF OUR  
FRANKLIN RESTORATION GLASS SHOWN BELOW



**284-2W-BAB\*-G64**  
14" W x 12" HT x 7" EXT



**284-1W-BAB\*-G184**  
6" W x 12" HT x 7" EXT



**284-1W-BAB\*-G44**  
8" W x 11" HT x 8 1/4" EXT

3 1/4" CAST HOLDER  
4 1/2" DIA CAST CANOPY

ALL AVAILABLE WITH:  
FRANKLIN RESTORATION GLASS/SHADES (SEE CATALOG2017A PAGE 40 FOR MORE DETAILS)



G171 6 3/4" D  
CASED MATTE WHITE  
G172  
CLEAR  
G173  
PLATED SMOKE



G41 7 3/4" D  
CASED MATTE WHITE  
G42  
CLEAR  
G43  
PLATED SMOKE  
G44  
SEEDY



G182 6" D  
CLEAR  
G184  
SEEDY



G192 6 1/4" D  
CLEAR  
G194  
SEEDY



G51 5" D:  
CASED MATTE WHITE  
G52  
CLEAR  
G53  
PLATED SMOKE  
G54  
SEEDY



M1PN 8" D  
POLISHED NICKEL  
M2SN  
SATIN NICKEL  
M3AC  
ANTIQUE COPPER  
M4BB  
BRUSHED BRASS  
M5OB  
OIL RUBBED BRONZE  
M6BK  
MATTE BLACK  
M7PC  
POLISHED CHROME



M10-SN 10" D  
SATIN NICKEL

\*- AVAILABLE IN **2** FINISHES

BULBS NOT INCLUDED- 100 WATT DAMP LOCATION RATED UL/CUL LISTED

BAB-BLACK/ANTIQUE BRASS BPN-BLACK/POLISHED NICKEL

# THE NOUVEAU COLLECTION

NOW AVAILABLE WITH ANY OF OUR  
FRANKLIN RESTORATION GLASS SHOWN BELOW

# INNOVATIONS

CREATIVITY MEETS EVOLUTIONARY DESIGN

**284-1W-BPN\*-G72**

8" W x 11" HT x 8 1/4" EXT



**284-2W-BPN\*-G192**

14" W x 12" HT x 7" EXT



**284-1W-BPN\*-G52**

5" W x 10 3/4" HT x 7" EXT

3 1/4" CAST HOLDER  
4 1/2" DIA CAST CANOPY

ALL AVAILABLE WITH:  
FRANKLIN RESTORATION GLASS/SHADES (SEE CATALOG2017A PAGE 40 FOR MORE DETAILS)

G2 9" D



G165 7" D  
CRACKLE



G142 6 1/4" D  
CLEAR  
G146  
MERCURY PLATED



G61 6 1/4" D  
CASED MATTE WHITE  
G62  
CLEAR  
G63  
PLATED SMOKE  
G64  
SEEDY



G71 8" D  
CASED MATTE WHITE  
G72  
CLEAR  
G73  
PLATED SMOKE  
G74  
SEEDY



M10-OB (OLD M11)  
OIL RUBBED BRONZE  
M10-BK 30" D  
MATTE BLACK



M9AC 5 1/4" D  
ANTIQUE COPPER  
M9BB  
BRUSHED BRASS  
M9BK  
MATTE BLACK  
M9OB  
OIL RUBBED BRONZE

M9PC  
POLISHED CHROME  
M9PN  
POLISHED NICKEL  
M9SN  
SATIN NICKEL



BULBS NOT INCLUDED- 100 WATT DAMP LOCATION RATED UL/CUL LISTED

\*- AVAILABLE IN **2** FINISHES

BAB-BLACK/ANTIQUE BRASS BPN-BLACK/POLISHED NICKEL









**201C-BK-G182**  
6" DIA x 10" HT  
10' OF BLACK TEXTURED CORD



**201S-BK-G184**  
6" DIA x 10" HT  
SWIVEL STEM MOUNT

**206-BK-G192**  
6 1/4" DIA x 13" HT  
SWIVEL STEM MOUNT



**213-BK-G194**  
36" LONG x 6 1/4" W x 12" HT  
SWIVEL STEM MOUNT

ALL STEM MOUNT FIXTURES ARE  
SUPPLIED WITH 6" x 12" x 12" STEM  
SET ALONG WITH 10' OF WIRE

ADDITIONAL STEMS ARE  
AVAILABLE

90 DEGREE HANG STRAIGHT  
SWIVEL WITH 4 1/2" DIA. CAST  
CANOPY

CAN BE USED ON VAULTED  
CEILINGS

ALL AVAILABLE WITH:  
FRANKLIN RESTORATION GLASS/SHADES (SEE CATALOG2017A PAGE 40 FOR MORE DETAILS)



G171 6 3/4" D  
CASED MATTE WHITE  
G172  
CLEAR  
G173  
PLATED SMOKE



G41 7 3/4" D  
CASED MATTE WHITE  
G42  
CLEAR  
G43  
PLATED SMOKE  
G44  
SEEDY



G182 6" D  
CLEAR  
G184  
SEEDY



G192 6 1/4" D  
CLEAR  
G194  
SEEDY



G51 5" D  
CASED MATTE WHITE  
G52  
CLEAR  
G53  
PLATED SMOKE  
G54  
SEEDY



M1PN 8" D  
POLISHED NICKEL  
M2SN  
SATIN NICKEL  
M3AC  
ANTIQUE COPPER  
M4BB  
BRUSHED BRASS  
M5OB  
OIL RUBBED BRONZE  
M6BK  
MATTE BLACK  
M7PC  
POLISHED CHROME



M10-SN 10" D  
SATIN NICKEL

BULBS NOT INCLUDED- 100 WATT DAMP LOCATION RATED UL/CUL LISTED

BK-MATTE BLACK





**203-BK-G54**  
5" W x 12" HT x 7" EXT



**208-BK-G74**  
19" W x 12" HT x 9" EXT



**205-BK-G64**  
30" W x 12" HT x 7" EXT

ALL AVAILABLE WITH:  
FRANKLIN RESTORATION GLASS/SHADES (SEE CATALOG2017A PAGE 40 FOR MORE DETAILS)

G2 9" D



G165 7" D  
CRACKLE



G142 6 1/4" D  
CLEAR  
G146  
MERCURY PLATED



G61 6 1/4" D  
CASED MATTE WHITE  
G62  
CLEAR  
G63  
PLATED SMOKE  
G64  
SEEDY



G71 8" D  
CASED MATTE WHITE  
G72  
CLEAR  
G73  
PLATED SMOKE  
G74  
SEEDY



M10-BK 10" D  
MATTE BLACK  
M10-OB (OLD M11)  
OIL RUBBED BRONZE




M9AC 5 1/4" D  
ANTIQUE COPPER  
M9BB  
BRUSHED BRASS  
M9BK  
MATTE BLACK  
M9OB  
OIL RUBBED BRONZE

M9PC  
POLISHED CHROME  
M9PN  
POLISHED NICKEL  
M9SN  
SATIN NICKEL



BULBS NOT INCLUDED- 100 WATT DAMP LOCATION RATED UL/CUL LISTED

BK-MATTE BLACK



5 1/2" DIA  
EXTRA BACKPLATED  
INCLUDED



**203BP-PCBK-G54**  
POLISHED CHROME + MATTE BLACK



**203BP-ACOB-G54**  
ANTIQUÉ COPPER + OIL RUBBED BRONZE  
(also available) **203BP-ACBK-G54**  
ANTIQUÉ COPPER + MATTE BLACK



**203BP-ABBK-G54**  
ANTIQUÉ BRASS + MATTE BLACK



**203BP-PNBK-G54**  
POLISHED NICKEL + MATTE BLACK



**203BP-SNBK-G54**  
SATIN NICKEL + MATTE BLACK



ALL AVAILABLE WITH:  
FRANKLIN RESTORATION GLASS/SHADES (SEE PREVIOUS PAGE (74-75) FOR ITEM # AND DIAMETER)



ALL MIXED METAL COMBINATIONS ARE AVAILABLE FOR THE FOLLOWING ITEMS



**201CBP**



**201SBP**



**206BP**



**213BP**



**203BP-OBAC-G54**

OIL RUBBED BRONZE + ANTIQUE COPPER  
(also available) **203BP-BKAC-G54**  
MATTE BLACK + ANTIQUE COPPER

**203BP-BKPC-G54**  
MATTE BLACK + POLISHED CHROME



5 1/2" DIA  
EXTRA BACKPLATED  
INCLUDED



**203BP-BKPN-G54**

MATTE BLACK + POLISHED NICKEL

**203BP-BKAB-G54**  
MATTE BLACK + ANTIQUE BRASS



ALL AVAILABLE  
FRANKLIN RESTORATION GLASS/SHADES (SEE PREVIOUS PAGE (74-75) FOR ITEM # AND DIAMETER)



**203BP-BKSN-G54**  
MATTE BLACK + SATIN NICKEL



ALL MIXED METAL COMBINATIONS ARE AVAILABLE FOR THE FOLLOWING ITEMS



**201FBP**



**203BP**



**208BP**



**205BP**





**206-BAB\*-G73L** PLATED SMOKE  
12" DIA x 17" HT  
SWIVEL STEM MOUNT



AC



BB



BAB



OB



SN



PN



BK

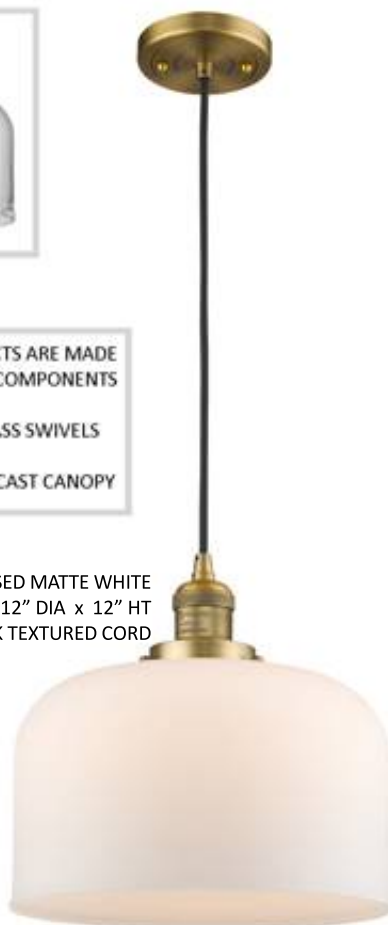


**G72L-CLEAR**

**GLASS AVAILABLE IN:**  
G71L-CASED MATTE WHITE  
G72L-CLEAR  
G73L-PLATED SMOKE  
G74L-SEEDY

ALL PRODUCTS ARE MADE  
WITH CAST COMPONENTS  
  
SOLID BRASS SWIVELS  
  
4 1/2" DIA. CAST CANOPY

**201S-BB\*-G71L** CASED MATTE WHITE  
12" DIA x 12" HT  
10' OF BLACK TEXTURED CORD



SEE CATALOG2017A PG 24-25  
FOR COORDINATING ITEMS

**201S-PN\*-G74L** SEEDY  
12" DIA x 12" HT  
SWIVEL STEM MOUNT

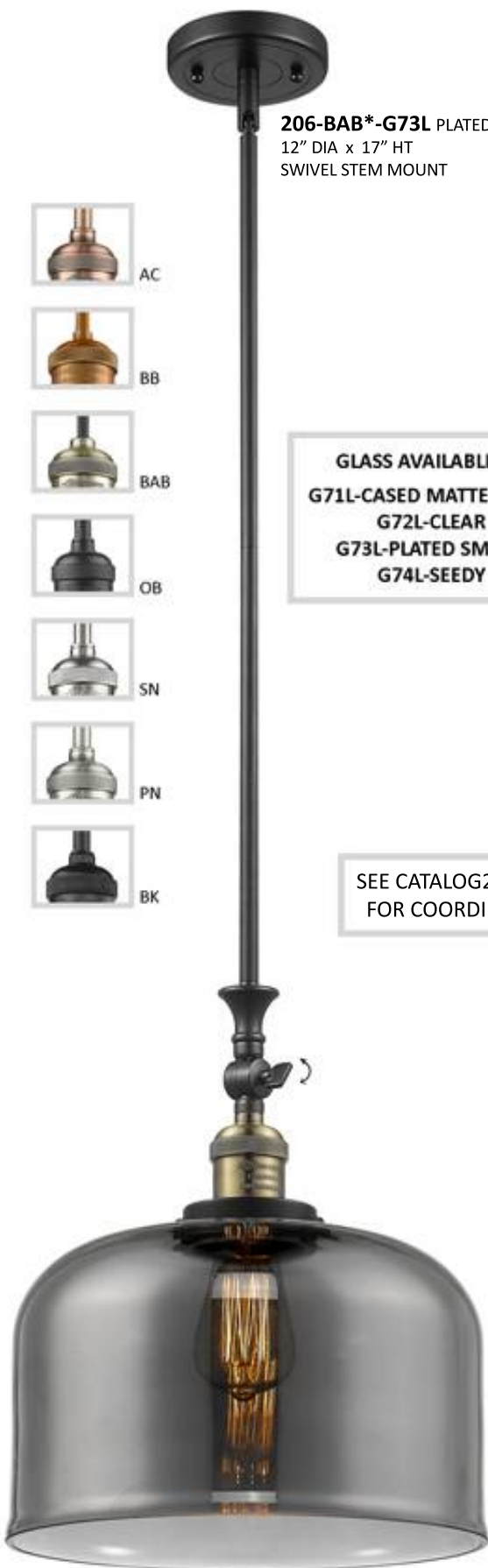


ALL STEM MOUNT FIXTURES ARE  
SUPPLIED WITH 6"+12"+12" STEM  
SET ALONG WITH 10' OF WIRE

ADDITIONAL STEMS ARE  
AVAILABLE

90 DEGREE HANG STRAIGHT  
SWIVEL WITH 4 1/2" DIA. CAST  
CANOPY

CAN BE USED ON VAULTED  
CEILINGS



**201S-OB\*-G42L** CLEAR  
12" DIA x 15" HT  
SWIVEL STEM MOUNT

**201C-SN\*-G43L** PLATED SMOKE  
12" DIA x 15" HT  
10' OF BLACK TEXTURED CORD

ALL PRODUCTS ARE MADE  
WITH CAST COMPONENTS  
  
SOLID BRASS SWIVELS  
4 1/2" DIA. CAST CANOPY

GLASS AVAILABLE IN:  
G41L-CASED MATTE WHITE  
G42L-CLEAR  
G43L-PLATED SMOKE  
G44L-SEEDY



G41L-CASED MATTE WHITE

SEE CATALOG2017A PG 20-21  
FOR COORDINATING ITEMS



**206-AC\*-G44L** SEEDY  
12" DIA x 18" HT  
SWIVEL STEM MOUNT

ALL STEM MOUNT FIXTURES ARE  
SUPPLIED WITH 6"+12"+12" STEM  
SET ALONG WITH 10' OF WIRE

ADDITIONAL STEMS ARE  
AVAILABLE

90 DEGREE HANG STRAIGHT  
SWIVEL WITH 4 1/2" DIA. CAST  
CANOPY

CAN BE USED ON VAULTED  
CEILINGS

BULBS NOT INCLUDED- 100 WATT DAMP LOCATION RATED UL/CUL LISTED

\*- AVAILABLE IN **7** FINISHES

# INNOVATIONS

CREATIVITY MEETS EVOLUTIONARY DESIGN

## ADDITIONS TO THE FRANKLIN RESTORATION COLLECTION

### OXFORD SERIES



AC



BB



BAB



OB



SN



PN



BK



**206-BB\*-G542SDY** SEEDY  
12" DIA x 15" HT

GLASS AVAILABLE IN:  
G542W-CASED MATTE WHITE  
G542SDY-SEEDY  
G542CL-CLEAR

\*- AVAILABLE IN **7** FINISHES



**201C-BAB\*-G542CL** CLEAR  
12" DIA x 12" HT



**2015-SN\*-G542W** CASED MATTE WHITE  
12" DIA x 12" HT

ALL PRODUCTS ARE MADE  
WITH CAST COMPONENTS  
  
SOLID BRASS SWIVELS  
  
4 1/2" DIA. CAST CANOPY

## ADDITIONS TO THE BALLSTON COLLECTION

### SPRINGWATER SERIES



SN



OB



PC



**516-1P-OB\*\*-G212**  
12" DIA x 14" HT  
10' OF BROWN TEXTURED CORD



**516-1P-PC\*\*-G212**  
12" DIA x 14" HT  
PC AND SN ARE COME WITH  
10' OF CLEAR CORD



**516-1S-SN\*\*-G212**  
12" DIA x 14" HT

ALL STEM MOUNT FIXTURES ARE  
SUPPLIED WITH 6"+12"+12" STEM  
SET ALONG WITH 10' OF WIRE

ADDITIONAL STEMS ARE  
AVAILABLE

90 DEGREE HANG STRAIGHT  
SWIVEL WITH 4 1/2" DIA. CAST  
CANOPY

CAN BE USED ON VAULTED  
CEILINGS

CLEAR CRYSTAL GLASS

\*\* - AVAILABLE IN **3** FINISHES

OB-OIL RUBBED BRONZE PN-POLISHED NICKEL SN-SATIN BRUSHED NICKEL

AC-ANTIQUE COPPER BB-BRUSHED BRASS BAB-BLACK ANTIQUE BRASS BK-MATTE BLACK

OB-OIL RUBBED BRONZE PC-POLISHED CHROME SN-SATIN BRUSHED NICKEL







AC



BB



BAB



OB



SN



PN



BK

## 201S-SN\*-G222

9 1/2" DIA x 12" HT  
SWIVEL STEM MOUNT



## 201C-AC\*-G222

9 1/2" DIA x 12" HT  
10' OF BLACK TEXTURED CORD

## 206-OB\*-G222

9 1/2" DIA x 15" HT  
SWIVEL STEM MOUNT

ALL STEM MOUNT FIXTURES ARE  
SUPPLIED WITH 6"+12"+12" STEM  
SET ALONG WITH 10' OF WIRE

ADDITIONAL STEMS ARE  
AVAILABLE

90 DEGREE HANG STRAIGHT  
SWIVEL WITH 4 1/2" DIA. CAST  
CANOPY

CAN BE USED ON VAULTED  
CEILINGS

CLEAR BEVELED GLASS







"THE BLACK BROOK" LAMP



**515-1L-BAB-G44** 6" DIA GLASS  
26" HT x 7" W x 10" EXT  
(NOT INCLUDING GLASS)  
HI-LO SWITCH WITH 6' OF WIRE WITH MOLDED PLUG  
SOLID BRASS SWIVEL

WEIGHTED BASE  
WEIGHS 10 POUNDS

ALL AVAILABLE WITH:  
FRANKLIN RESTORATION GLASS/SHADES (SEE CATALOG2017A PAGE 40 FOR MORE DETAILS)



G171 6 3/4" D  
CASED MATTE WHITE  
G172  
CLEAR  
G173  
PLATED SMOKE



G182 6" D  
CLEAR  
G184  
SEEDY



G192 6 1/4" D  
CLEAR  
G194  
SEEDY



G41 7 3/4" D  
CASED MATTE WHITE  
G42  
CLEAR  
G43  
PLATED SMOKE  
G44  
SEEDY



G51 5" D  
CASED MATTE WHITE  
G52  
CLEAR  
G53  
PLATED SMOKE  
G54  
SEEDY



M1PN 8" D  
POLISHED NICKEL  
M2SN  
SATIN NICKEL  
M3AC  
ANTIQUE COPPER  
M4BB  
BRUSHED BRASS  
M5OB  
OIL RUBBED BRONZE  
M6BK  
MATTE BLACK  
M7PC  
POLISHED CHROME



M10-SN 10" D  
SATIN NICKEL

BULBS NOT INCLUDED- 100 WATT DAMP LOCATION RATED UL/CUL LISTED

BAB-BLACK/ANTIQUE BRASS BPN-BLACK/POLISHED NICKEL



G71

G72

G73

WEIGHTED BASE  
WEIGHS 10 POUNDS

**515-1L-BPN-G74** 6"DIA GLASS  
26" HT x 7" W x 10" EXT  
(NOT INCLUDING GLASS)  
HI-LO SWITCH WITH 6' OF WIRE WITH MOLDED PLUG  
SOLID BRASS SWIVEL

ALL AVAILABLE WITH:  
FRANKLIN RESTORATION GLASS/SHADES (SEE CATALOG2017A PAGE 40 FOR MORE DETAILS)

G2 9" D



G165 7" D  
CRACKLE



G142 6 1/4" D  
CLEAR  
G146  
MERCURY PLATED



G61 6 1/4" D  
CASED MATTE WHITE  
G62  
CLEAR  
G63  
PLATED SMOKE  
G64  
SEEDY



G71 8" D  
CASED MATTE WHITE  
G72  
CLEAR  
G73  
PLATED SMOKE  
G74  
SEEDY



M10-BK 10" D  
MATTE BLACK  
M10-OB (OLD M11)  
OIL RUBBED BRONZE



M9AC 5 1/4" D  
ANTIQUE COPPER  
M9BB  
BRUSHED BRASS  
M9BK  
MATTE BLACK  
M9OB  
OIL RUBBED BRONZE

M9PC  
POLISHED CHROME  
M9PN  
POLISHED NICKEL  
M9SN  
SATIN NICKEL



BULBS NOT INCLUDED- 100 WATT DAMP LOCATION RATED UL/CUL LISTED



**466-1W-SN-CL**

4 1/4" W x 12" HT x 7 1/2" EXT

SATIN NICKEL FINISH:  
HEAVY STEEL BACKPLATE WITH ONE PIECE SPUN SOCKET.  
CLEAR GLASS IS STANDARD,  
CRACKLE GLASS IS AVAILABLE ON REQUEST.



**466-2W-SN-CL**

15" W x 12" HT x 7 1/2" EXT



**466-1P-SN-CL**

4 1/2" DIA x 9 1/2" HT  
10' OF CLEAR CORD



**466-3W-SN-CL**

26" W x 12" HT x 7 1/2" EXT



**466-4W-SN-CL**

37 1/2" W x 12" HT x 7 1/2" EXT





**466-1P-OB-CK**  
4 1/2" W x 9 1/2" HT  
10' OF BROWN TEXTURED CORD

OIL RUBBED BRONZE FINISH:  
HEAVY STEEL BACKPLATE WITH ONE PIECE SPUN SOCKET.  
CRACKLE GLASS IS STANDARD,  
CLEAR GLASS AVAILABLE ON REQUEST.



**466-2W-OB-CK**  
15" W x 12" HT x 7 1/2" EXT



**466-1W-OB-CK**  
4 1/4" W x 12" HT x 7 1/2" EXT



**466-3W-OB-CK**  
26 1/2" W x 12" HT x 7 1/2" EXT



**466-4W-OB-CK**  
37 1/2" W x 12" HT x 7 1/2" EXT



**229-PC-CL**

4 1/4" W x 13" HT x 6" EXT

229-SN-CL

229-OB-CL

CLEAR GLASS TUBE



228-OB-CL

228-PC-CL

**228-SN-CL**

3" DIA x 11" HT  
10' OF CLEAR CORD

**230-OB-CL**  
22" W x 4 1/2" HT x 6" EXT



230-SN-CL

230-PC-CL



AVAILABLE IN **3** FINISHES

BULBS NOT INCLUDED- 100 WATT DAMP LOCATION RATED UL/CUL LISTED

OB-OIL RUBBED BRONZE PC-POLISHED CHROME SN-SATIN BRUSHED NICKEL

**232-OB-CL**  
4 3/4" W x 11 1/2" HT x 6" EXT

CLEAR GLASS TUBE



232-PC-CL




232-SN-CL

**231-SN-CL**  
4 3/4" DIA x 10" HT  
10' OF CLEAR CORD

231-OB-CL

231-PC-CL

**233-PC-CL**  
22" W x 4 1/2" HT x 6" EXT



233-OB-CL



233-SN-CL

BULBS NOT INCLUDED- 100 WATT DAMP LOCATION RATED UL/CUL LISTED

OB-OIL RUBBED BRONZE PC-POLISHED CHROME SN-SATIN BRUSHED NICKEL

AVAILABLE IN **3** FINISHES





**229-PC-W**  
4 1/4" W x 13" HT x 6" EXT

CASED MATTE WHITE  
GLASS TUBE



228-OB-W

228-PC-W

**228-SN-W**  
3" DIA x 11" HT  
10' OF CLEAR CORD



**230-OB-W**  
22" W x 4 1/2" HT x 6" EXT



230-SN-W



230-PC-W

AVAILABLE IN **3** FINISHES

BULBS NOT INCLUDED- 100 WATT DAMP LOCATION RATED UL/CUL LISTED

OB-OIL RUBBED BRONZE PC-POLISHED CHROME SN-SATIN BRUSHED NICKEL

**232-OB-W**

4 3/4" W x 11 1/2" HT x 6" EXT

CASED MATTE WHITE  
GLASS TUBE

232-PC-W



232-SN-W


**231-SN-W**4 3/4" W x 10" HT  
10' OF CLEAR CORD

231-OB-W

231-PC-W

**233-PC-W**

19" W x 4 3/4" HT x 6" EXT



233-OB-W



233-SN-W

BULBS NOT INCLUDED- 100 WATT DAMP LOCATION RATED UL/CUL LISTED

OB-OIL RUBBED BRONZE PC-POLISHED CHROME SN-SATIN BRUSHED NICKEL

AVAILABLE IN **3** FINISHES



**226-PC**

4 1/4" W x 12" HT x 5" EXT

226-SN

226-OB



225-OB

225-PC

**225-SN**

3 1/4" DIA x 11" HT  
10' OF CLEAR CORD



**227-OB**

22" W x 4 1/4" HT x 6" EXT



227-SN



227-PC

AVAILABLE IN **3** FINISHES

BULBS NOT INCLUDED- 100 WATT DAMP LOCATION RATED UL/CUL LISTED

OB-OIL RUBBED BRONZE PC-POLISHED CHROME SN-SATIN BRUSHED NICKEL





513-1P-OB

513-1P-PC

**513-1P-SN**  
5 1/2" DIA x 9 1/2" HT  
10' OF CLEAR CORD

**513-1W-OB**  
5 1/2" W x 11" HT x 6" EXT




513-1W-PC



513-1W-SN

**513-2W-PC**  
18" W x 5 1/2" HT x 6 1/2" EXT



513-2W-OB



513-2W-SN

BULBS NOT INCLUDED- 100 WATT DAMP LOCATION RATED UL/CUL LISTED

OB-OIL RUBBED BRONZE PC-POLISHED CHROME SN-SATIN BRUSHED NICKEL

AVAILABLE IN **3** FINISHES

# INNOVATIONS

CREATIVITY MEETS EVOLUTIONARY DESIGN

AUSTERE COLLECTION

QUINCY HALL SERIES

**217-PC**

4" W x 12 1/2" HT x 6" EXT



217-SN



217-OB



216-OB

216-PC

**216-SN**

4" DIA x 10 1/2" HT  
10' OF CLEAR CORD

**218-OB**

21" W x 4 1/4" HT x 6" EXT



218-SN



218-PC

AVAILABLE IN **3** FINISHES

BULBS NOT INCLUDED- 100 WATT DAMP LOCATION RATED UL/CUL LISTED

OB-OIL RUBBED BRONZE PC-POLISHED CHROME SN-SATIN BRUSHED NICKEL



# AUSTERE COLLECTION

## QUINCY HALL SERIES

# INNOVATIONS

CREATIVITY MEETS EVOLUTIONARY DESIGN



219-OB

219-PC

### 219-SN

4 3/4" DIA x 10" HT  
10' OF CLEAR CORD

**220-OB**  
4 3/4" DIA x 11 1/4" x 6" EXT



220-PC



220-SN

**221-PC**  
19" DIA x 4 3/4" x 6" EXT



221-OB



221-SN

BULBS NOT INCLUDED- 100 WATT DAMP LOCATION RATED UL/CUL LISTED

OB-OIL RUBBED BRONZE PC-POLISHED CHROME SN-SATIN BRUSHED NICKEL

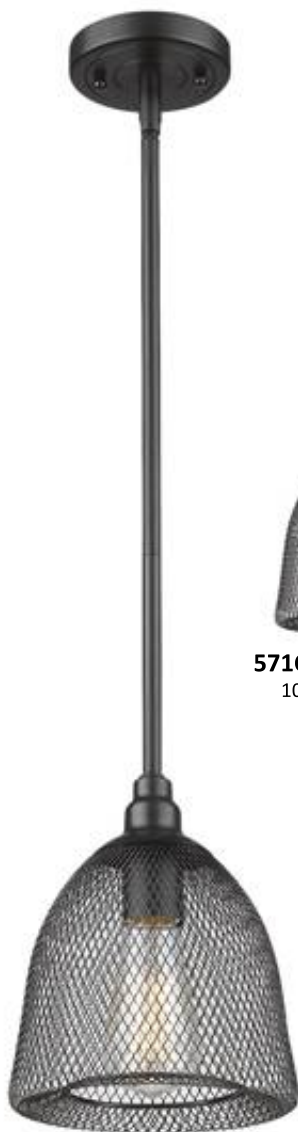
AVAILABLE IN **3** FINISHES



OB-OILED RUBBED  
BRONZE FINISH



**570S-OB**  
4 1/2" DIA x 12 1/2" HT  
SWIVEL STEM MOUNT



**571S-OB**  
7" DIA x 8 1/2" HT  
SWIVEL STEM MOUNT



**571C-OB** CORD MOUNT  
10' OF BLACK CORD



**570C-OB** CORD MOUNT  
10' OF BLACK CORD



**572C-OB** CORD MOUNT  
10' OF BLACK CORD



**572S-OB**  
11 1/2" DIA x 11 1/2" HT  
SWIVEL STEM MOUNT

ALL STEM MOUNT FIXTURES ARE  
SUPPLIED WITH 6"+12"+12" STEM  
SET ALONG WITH 10' OF WIRE

ADDITIONAL STEMS ARE  
AVAILABLE

90 DEGREE HANG STRAIGHT  
SWIVEL WITH 4 1/2" DIA. CAST  
CANOPY

CAN BE USED ON VAULTED  
CEILINGS

# THE TRELLIS COLLECTION

## MESH METALWORK PENDANTS

# INNOVATIONS

CREATIVITY MEETS EVOLUTIONARY DESIGN

ALL STEM MOUNT FIXTURES ARE  
SUPPLIED WITH 6"+12"+12" STEM  
SET ALONG WITH 10' OF WIRE

ADDITIONAL STEMS ARE  
AVAILABLE

90 DEGREE HANG STRAIGHT  
SWIVEL WITH 4 1/2" DIA. CAST  
CANOPY

CAN BE USED ON VAULTED  
CEILINGS



**571C-SN** CORD MOUNT  
10' OF CLEAR CORD



**570C-SN** CORD MOUNT  
10' OF CLEAR CORD



**572C-SN** CORD MOUNT  
10' OF CLEAR CORD

**571S-SN** STEM MOUNT  
7" DIA x 8 1/2" HT



**572S-SN**  
11 1/2" DIA x 11 1/2" HT  
SWIVEL STEM MOUNT

SN-SATIN BRUSHED  
NICKEL FINISH



**570S-SN**  
4 1/2" DIA x 12 1/2" HT  
SWIVEL STEM MOUNT



**INNOVATIONS LIGHTING, LLC.  
ALL DESIGNS COPYRIGHTED**

**SALES@INNOVATIONSLIGHTING.COM  
WWW.INNOVATIONSLIGHTING.COM**

**INNOVATIONS LIGHTING  
3199 ALBANY POST ROAD  
SUITE 164  
BUCHANAN, NY 10511**

**PH: 914-734-8076  
FX: 413-740-0394**

**CATALOG 2017C**

**\$5**