



LIGHTING IDEAS

JANUARY 2020

- Bulbs not included unless otherwise noted.
- Wattages stated are the maximum recommended; however, you may use lower wattage lamps to suit your lighting needs. Some recommended lamps are not available in the maximum allowable wattage.
- All electrical products are rated as 120-volt, AC unless otherwise noted.
- All electrical products are certified and listed to UL/CSA/ETL Standards for use in U.S.A. and Canada except where noted.
- All chain drop products equipped with at least 72" of chain unless otherwise noted.
- All products featured in the outdoor section are certified and listed to UL/CSA/ETL standards for wet location except where noted.
- Many long-life tungsten halogen capsule lamps are now available as alternates to conventional incandescent light bulbs. The halogen capsule lamps may be used to replace any lamp of a higher wattage, but not to exceed the existing specified maximum wattage, i.e., 72W may replace a 75W.
- On some products, in order to accommodate higher-than-normal ceiling height, extra lead wire is supplied and specified. With additional sections of chain or stems (not included), this allows an added measure of design flexibility.
- Finishes for fixtures installed outdoors are subject to change due to prolonged exposure to sunlight, airborne pollutants, and other forms of weathering.
- To serve you better, Kichler Lighting reserves the right to make improvements to the products in this catalog. Therefore, some products may change during the life of the catalog and the product information contained in this catalog may also have changed.

Consumer Notice

Federal Legislation to phase out 100 watt Incandescent Bulbs started January 2012

The federal government enacted the Energy Independence and Security Act of 2007 in December 2007, requiring all general-purpose light bulbs that produce 310-2600 lumens of light be 30% more energy efficient (similar to current halogen lamps) than current incandescent bulbs by 2014. The efficiency standards started with 100 watt bulbs in January 2012 and will end with 40 watt bulbs in January 2014.

Light bulbs outside of this range are exempt from the restrictions (historically, less than 40 watts or more than 150 watts). Also exempt are several classes of specialty lights, including appliance lamps, rough service bulbs, 3-way, colored lamps and plant lights.

In 2020, a second tier of restrictions will become effective; which requires all general-purpose bulbs to produce at least 45 lumens per watt (similar to current CFLs). Exempt from the Act are reflector flood, 3-way, candelabra, colored and other specialty bulbs.

Many governments worldwide have passed measures to prohibit the sale of incandescent light bulbs for general lighting. The aim is to encourage use of more energy-efficient lighting alternatives, such as compact fluorescent lamps (CFLs) and LED lamps.

References: www.energy.senate.gov

We go to great lengths to assure the metal and glass finishes shown in the catalog match the actual products, but printing variations and variations in chemical finishes and the nature of hand-applied finishing will cause some differences between the printed images and actual product, and from one product to another.

We use only non-ferrous materials on the exterior parts of our outdoor lantern products, and use the best available weather-resistant finishes. However, due to some extreme environmental conditions such as acid rain, salt air and ultraviolet exposure, we cannot guarantee our exterior finishes, with the exception of our LifeBrite™ lanterns.

Due to environmental conditions such as soil acidity, concrete alkalinity and other corrosive soil and air conditions, we cannot guarantee our direct burial posts.



All electrical products are UL/CSA/ or ETL Listed and Certified to UL/CSA Standards for use in U.S.A. and Canada except where noted.



Kichler is a member of the American Lighting Association (ALA), a trade association representing the residential lighting and ceiling fan industries in the United States and Canada. Its membership includes leading lighting and fan manufacturers, showrooms (retailers), manufacturers representatives and designers. ALA members are dedicated to providing the public with the proper application of quality residential lighting.

To serve you better, Kichler Lighting reserves the right to make improvements to products in this catalog. Therefore, some products may change during the life of the catalog and the product information contained in this catalog may also have changed.

For warranty information visit Kichler.com/Warranty

CONNECT WITH US



Follow us: [instagram.com/KichlerLighting](https://www.instagram.com/KichlerLighting)
 Like us: [facebook.com/Kichler.Lighting](https://www.facebook.com/Kichler.Lighting)
 Follow us: twitter.com/KichlerLight
 Join us: [houzz.com/pro/KichlerLighting/Kichler](https://www.houzz.com/pro/KichlerLighting/Kichler)
 Find us: [pinterest.com/KichlerStyle](https://www.pinterest.com/KichlerStyle)
 Watch us: [youtube.com/KichlerLighting](https://www.youtube.com/KichlerLighting)
 Find us: [linkedin.com/company/KichlerLighting](https://www.linkedin.com/company/KichlerLighting)

Kichler Lighting
 7711 East Pleasant Valley Road
 P.O. Box 318010
 Cleveland, Ohio 44131

To find an Authorized Dealer, visit Kichler.com/Where-to-buy



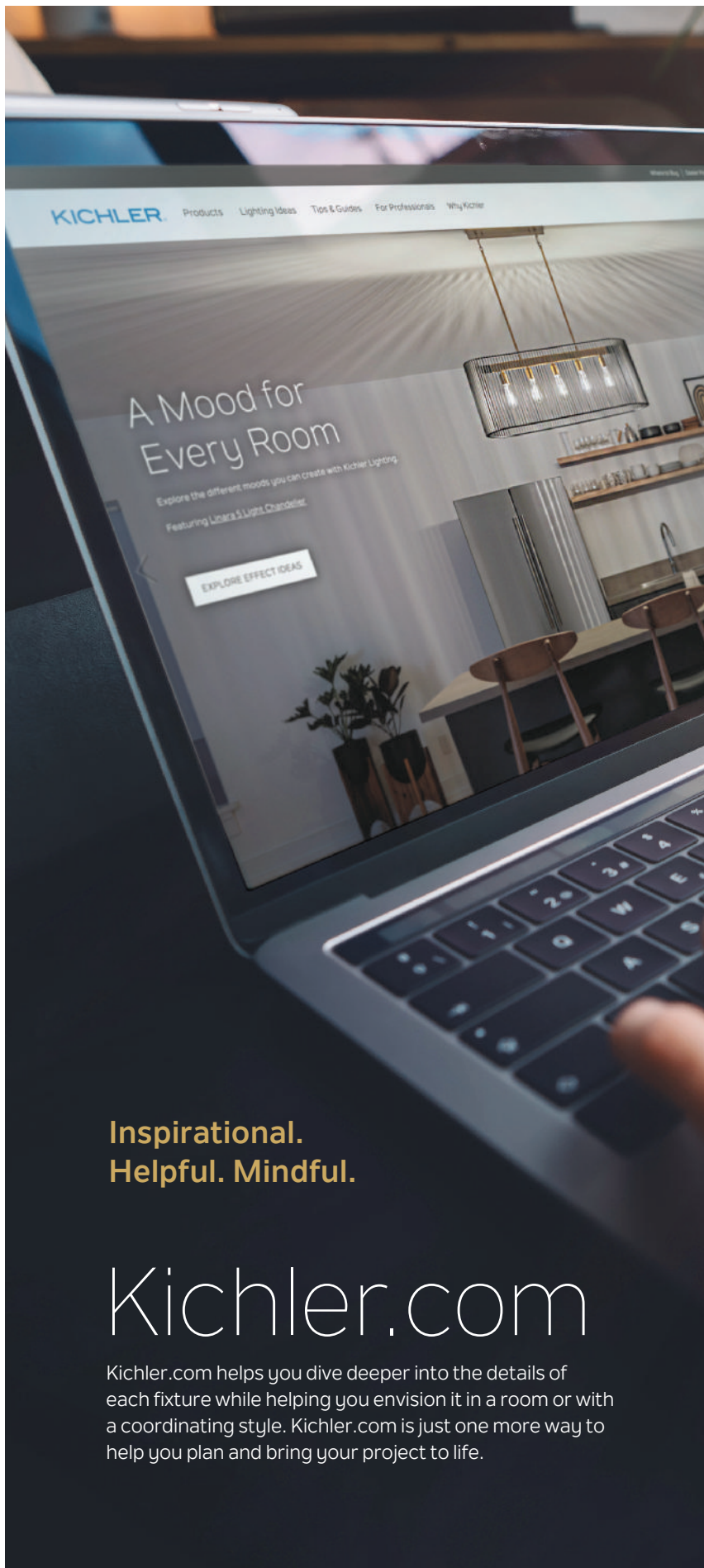
A

A.
Jeno
83962MBK | Mini Pendant
Matte Black
3000K LED
9"W x 3.5"H

STYLE ILLUMINATED

Let Lighting Lead the Way to a Look You Love

What's your style? Whether it's new traditional, contemporary, modern farmhouse or a little bit of everything, lighting is key. It's not just a fixture you need over a kitchen table. It's the home design element that gives you the freedom and flexibility to bring a style to life and transform a space in oh-so dramatic ways.



**Inspirational.
Helpful. Mindful.**

Kichler.com

Kichler.com helps you dive deeper into the details of each fixture while helping you envision it in a room or with a coordinating style. Kichler.com is just one more way to help you plan and bring your project to life.

CONTENTS

Black Finishes	p.6
Soft Contemporary	p.14
Glam.....	p.22
Updated Traditional.....	p.30
Dual Finishes	p.38

ENLIGHTENED LISTENING

We've created a playlist for every featured style in this guide for you to enjoy on Spotify®.

There's something so unique about the power of lighting. Even though it's something you see, it can create a much fuller sensory experience and transform how a space feels. Music does that too. Dance, dine, play, read or do whatever it is you love to do. Just make sure you're in the right light.

Go to **kichler.com/music** to link to these playlists or mix and match to create your own.





STYLE IDEAS

GLAM p.22



BLACK FINISHES p.6




STYLE IDEAS

UPDATED TRADITIONAL p.30



STYLE IDEAS

SOFT CONTEMPORARY p.14



DUAL FINISHES p.38

BLACK FINISHES

A.
Capitol Hill
52305BK | Chandelier
(12) 60W Candelabra
34.75"W x 30.75"H

B.
Voclain™
55043BK | 3 Light Bath
(3) 75W Medium
24"W x 10.5"H





A



B

BLACK FINISHES

The Timeless Beauty of the Black Finish

Black is back. But really, did it ever leave? It's the new neutral. It's the finish of choice that can make a dramatic statement that owns a space, or simply is happy complementing what's around it. As a finish, it's a classic that never goes out of style.

What the little black dress is to a wardrobe, a black finish is to home décor. It works beautifully with what's trending, like saturated colors and earth tones, and it can be an integral part of any style. From lighting fixtures to faucets and hardware to appliances, black finishes bring a refined and elegant look to your home.

BLACK FINISHES



Coordinates with
UPDATED TRADITIONAL | SOFT CONTEMPORARY

A



Coordinates with
SOFT CONTEMPORARY

B



Coordinates with
SOFT CONTEMPORARY

C



Coordinates with
SOFT CONTEMPORARY

D



Coordinates with
UPDATED TRADITIONAL

E

A.
Erzo™
43859BK | Chandelier
(6) 60W Candelabra
26"W x 9.25"H

B.
Melko
84133 | Chandelier/Pendant
3000K LED
14.75"H x 23.5"L

C.
Clevo™
84096MBK | Semi Flush
3000K LED
18"W x 9.5"H

D.
Trinsic™
45656MBKLED | Wall Sconce
3000K LED
4.5"W x 12"H

E.
Cassadee
52119BK | Pendant
(4) 60W Candelabra
16"W x 12.5"H

F.
Moorgate™
44082BK | Linear Chandelier
(7) 75W Medium
12"W x 12.75"H x 48"L



F

Complement Most Any Décor Style

If you're into art deco or vintage, black finishes can make the look. They can be avant garde or 1930s-inspired. They're naturally modern in a classic kind of way, bringing a timeless feel to your contemporary décor. Black finishes in your lighting can add unpolished authenticity to your modern farmhouse style. Get creative. Even small accents like dishes, plant stands, and frames with black finishes can bring eye-catching sophistication.

Coordinates with
UPDATED TRADITIONAL

BLACK FINISHES



A.
Branches
43795BK | Chandelier
(7) 60W Medium
25.25"W x 19.5"H x 49.25"L


B.
Branches
43794BK | Chandelier
(4) 60W Medium
2.5"W x 20"H x 33.5"L

C.
Marette™
55002BK | 3 Light Bath
(3) 75W Medium
22.75"W x 8"H

D.
Danika
43683BK | Pendant
(1) 100W Medium
16.25"W x 9.25"H



BLACK FINISHES



Adjustable Arms

Coordinates with
UPDATED TRADITIONAL

E

E.
Hatton
52255BK | Chandelier
(8) 75W Medium
30.25"W x 33.5"H

Mix it Up with Metals

Black has such an elusive character, and that's part of what makes it so classic. It's not warm, but it's not cold. It can be dramatic yet elegantly subdued. Try mixing black finishes with other metals, from chrome to brushed nickel, bronze, and everything in between. Black hardware and faucets with bronze lighting fixtures creates a luxe look that's warm and welcoming.

Get more ideas for mixing finishes on page 38.



BLACK FINISHES



It Pairs Well with Everything

Pair black finishes with white for a stunning contrast. With rich color for a luxe look. Even with pastels. Want to give a powder blue bath some stopping power? Put black finish sconces on the wall and go with black finish hardware. Patterns, textures, and natural materials also work beautifully with black finishes. Think at-home spa or Italian-inspired outdoor space.



A.
Trentino
52162BK | Chandelier
(9) 75W Medium
26"W x 17.5"H

B.
Ayse™
84189 | Cluster Pendant
3000K LED
12.5"W x 10.5"H x 12.5"L

C.
Voclain™
52274BK | Wall Sconce
(1) 75W Medium
6"W x 10.5"H



Coordinates with
UPDATED TRADITIONAL

D



Coordinates with
UPDATED TRADITIONAL

E



F

Coordinates with
SOFT CONTEMPORARY

D.
Thoreau
42955BK | Flush Mount
(4) 75W Medium
18"W x 8.5"H

E.
Crosby
43998BK | Foyer Pendant
(4) 60W Candelabra
16"W x 31"H

F.
Vega
84051 | Linear Chandelier
3000K LED
8"W x 8"H x 38"L

A.
Laurent
52052CG | Chandelier
Champagne Gold
(6) 60W Candelabra
33"W x 16"H

B.
Santora
85054 | Wall Sconce
Chrome
3000K LED
6"W x 5"H





B



SOFT CONTEMPORARY

Contemporary , Only Cozier

Typical contemporary can have some pretty sharp edges. Soft contemporary balances the angular with an inviting look and feel, while keeping the focus on clean lines and clutter-free spaces.

In typical contemporary, neutral tones rule, as well as black and white. Soft contemporary brings in colors, fabrics, furniture, and lighting that make a space more approachable and beautifully lived in. You can still have your curated art gallery down a hallway, but there will be a warmth to it. You can still have your marble and steel, but your wood flooring will provide a welcoming contrast.

Soft contemporary is also known as soft modern, and it started getting traction in the last half of the 20th Century. If you like typical contemporary but want to make it a bit cozier, this is your style.



A



B



C



D

A.
Kordan™
84132 | Semi Flush
Matte Black
3000K LED
8"H x 14"L

B.
Birkleigh™
52072CLG | Pendant
Classic Gold
(4) 75W Medium
24"W x 11.5"H

C.
Everest
83735 | Large Foyer Pendant
Satin Nickel
3000K LED
24.5"W x 27.25"H x 24.5"L

D.
Brettin
85090 | Wall Sconce
Matte Black
3000K LED
5.25"W x 5.25"H

E.
Moderne™
42992OZLED | Chandelier
Olde Bronze®
3000K LED
26.5"W x 6.75"H

Soften it Up with Personal Touches

Soft Contemporary isn't a showcase, but more of a way to share the art you love that is meaningful in your life. It's not a gallery, it's your home. Think about what you can do to creatively feature the wall hangings, framed art, and photographs that matter to you. Is it modern frames with a softer, warmer series of pendant lighting. Possibilities are endless, and Kichler can help with ideas.



Pair Geometric with Rounded

Soft Contemporary isn't so perpendicular. Not everything has to be a 90° angle with a squared-off edge. That said, if you happen to like those edges and lines, you can soften them up with textures and materials in things like rugs, throws, pillows, and blankets. Remember too that this style works with many architectural styles, which gives you more flexibility in your décor.







C



D



E

**A.
Axis**

84083 | Pendant
Matte Black
3000K LED
12.25"W x 10.5"H x 12.25"L

**B.
Laurent**

52052PN | Chandelier
Polished Nickel
(6) 60W Candelabra
33"W x 16"H

**C.
Tig**

44344WNWLED
Linear Chandelier
Walnut Faux Wood
3000K LED
5"W x 8.5"H x 43.5"L

**D
Bensimone™**

43293BK | Flush Mount
Black with Polished Nickel
(2) 75W Medium
15.25"W x 5.25"H

**E.
Cullen**

43901CLP | Linear Chandelier
Classic Pewter
(13) 60W Candelabra
38.75"W x 22.25"H



Balance Warm vs. Cool

In color, furniture, accessories, and accents. Typical Contemporary is a fan of materials like stone, granite and marble. Wood is a wonderful way to soften up the look, as are fabric window treatments, soft-textured area rugs and recessed lighting.



Think Outside Neutrals

Even though there are hundreds of shades of beige, it's still beige. If you're going after a Soft Contemporary look, explore pastels and punches of bold colors that create contrast and interest. Pick up a color in a rug or a painting. Pick lighting fixtures that accent the modern or the warm. Like many hybrid styles, Soft Contemporary lets you break the rules and be you.



A.
Tanis™
52092DAG | Foyer Pendant
Distressed Antique Gray
(6) 75W Medium
18"W x 21"H

B.
Charter
84115 | Wall Sconce
Polished Nickel
3000K LED
12"W x 26"H

C.
Kizette™
84176 | Chandelier
Champagne Gold
3000K LED
26"W x 18.5"H



D.
Marette™
55001BK | 2 Light Bath
Black
(2) 75W Medium
13.5"W x 7.75"H

E.
Ryame™
84169 | Mirror
3000K LED
31.5"W x 31.5"H

F.
Destiny
83620 | Chandelier/Pendant
Chrome
3000K LED
36"W x 2.25"H x 36"L



F



A.
Capitol Hill
52308BK | Wall Sconce
Black
(2) 60W Candelabra
9.75"W x 10.75"H

B.
Alexia
52048BKT | Chandelier
Textured Black with Glass Crystals
(6) 60W Candelabra
13.5"W x 39.5"H x 36"L

C.
Piper
43726ESP | Semi Flush
Espresso
(3) 60W Candelabra
15"W x 14.75"H



GLAM

The Art of Glam

Glam is glitz. It's luxurious. It's all that glitters. Glam does not, however, have to be the drama queen or make a loud scene. It actually has a sensibility and a flexibility that can make it more gracious or more grandiose—without being overpowering.

You get to decide how Glam you want to go. The style is inspired by Old Hollywood, Art Deco, and time periods like the 70s. It's defined by features like touchable, plush fabrics, mirrored finishes, shiny metallics, and dramatic lighting. Glam has a magic to it, and it's easy to bring into your décor in a big way or a small one.

Get Extravagant

Glam gives you free rein to get as luxe as you wish. Lush velvet. Opulent trim. Faux fur. Satin. Whoever said you can't have a chandelier in every room? The trick is achieving your unique balance of understated and overstated to make the most sublime statement.



A



B



C

A.
Eris™
44277PN | Semi Flush
Polished Nickel
(4) 60W Candelabra
16"W x 12.75"H

B.
Kayva™
45713PNLED | 4 Light Bath
Polished Nickel
3000K LED
33.5"W x 9"H

C.
Annette
83624 | Chandelier/Pendant
Chrome with Crystal Glass
3000K LED
17.5"W x 3.25"H

D.
Kadas™
52210PN | Chandelier
Polished Nickel
(8) 60W Candelabra
36.25"W x 40.75"H



Find Your Glam

Glam is what you want it to be. It's not all or nothing and is a surprisingly accommodating style. There's Retro Glam, Modern Glam, Vintage Glam. Even Farmhouse Glam. That's because the style has a blendability to it. Even the Glam color palettes suit many tastes. You can go monochromatic with pastels, high drama with black and white, or more regal with jewel tones. Versatility is always a virtue, and Glam has it.



A



Catch the Light

Glam is shiny and sparkly. It's smooth and glossy. It's shimmery and loves to show off. A mirrored table with a pendant is a nice Glam touch, as is a crystal chandelier near a window or a mirror reflecting Art Deco lighting.



B



C



D

A.
Calyssa™
52002FXG | Chandelier
Fox Gold
(7) 60W Candelabra
36.5"W x 22"H

B.
Delaine
85061CH | Wall Sconce
Chrome
3000K LED
6.75"W x 7.5"H

C.
Crushed Ice™
83412 | Chandelier/Pendant
Chrome with Crystal Glass
4000K LED
27.5"W x 1.25"H x 27.5"L

D.
Kiss
83948 | Cluster Pendant
Chrome
3000K LED
13.75"W x 8"H x 13.75"L

E.
Crystal Skye™
42195CH | Pendant
Chrome with Crystal Glass
(8) 50W G9 Halogen
20.75"W x 5.25"H



E



A



B



C



D

A.
Piper
43758CH | Chandelier
Chrome with
Glass Rods and Spheres
(18) 60W Candelabra
22"W x 69.75"H

B.
Crystal Persuasion™
42030CH | Chandelier
Chrome
(5) 60W Candelabra
30"W x 21"H

C.
Arabella
84070CG | Wall Sconce
Champagne Gold
3000K LED
4.75"W x 6"H

D.
Layan™
43051PN | Chandelier
Polished Nickel with Bronze
(4) 60W Candelabra
24"W x 26.75"H

Add Interest with Accents

Deciding what it is you love about Glam can help you give the décor more drama. If it's the Old Hollywood history, go on a hunt for vintage movie posters. If it's art deco, find furniture and lighting inspired by that look. If you simply love everything sparkly, find interesting pieces like bejeweled mirrors and gold or silver-trimmed accents.



E



F

E.
Pytel™
52024FXG
Large Foyer Pendant
Fox Gold
(4) 60W Candelabra
16.5"W x 30.25"H

F.
Emile
43748OZ | Semi Flush
Olde Bronze®
(1) 100W Medium
12"W x 20"H

G.
Pim
55025PN | 3 Light Bath
Polished Nickel
(3) 50W G9
25"W x 6"H

H.
Signature
83993 | Mirror
3000K LED
35.5"H x 19.75"L





**A.
Nye™**
52314BNB | Chandelier
Brushed Natural Brass
(6) 60W Candelabra
28"W x 14.75"H

**B.
Darton™**
52123BNB | Linear Chandelier
Brushed Natural Brass
(5) 75W Medium
16"W x 20.75"H x 40.75"L

**C.
Karmarie™**
44148PN | Wall Sconce
Polished Nickel
(1) 75W Medium
5"W x 9"H



B



UPDATED TRADITIONAL

C

UPDATED TRADITIONAL

A New Take on Traditional

Well, hello Updated Traditional. We're so glad you're here. This new version is simpler, smarter and with a lot less fuss. It says bye-bye to what was stuffy and hello to what's lighter and more subtle. Original Traditional is rooted in English Country Style from a few centuries ago. Updated Traditional still carries serious decorative weight—without being so heavy. It still says yes to velvet and dramatic detail, but it's not so by the book and matchy-matchy.

This version is much more lived in and just short of casual. Bursts of well-placed color, found art and geometric patterns complement neutral walls and flooring to create a look that's contemporary yet comfy, with plenty of personality.



A



B



C

Mix and Match

A big rule of the original Traditional style was "sets." Everything had to match. Updated Traditional breaks those long held rules. Big time. Just because you have the end tables, chests, and hutch doesn't mean they all have to be in the same room. Mix up finishes and period pieces for more personal pizzazz. Blend old and new. Experiment!



A.
Sevan™
52140BK | Linear Chandelier
Distressed Black
(5) 60W Candelabra
13"W x 14"H x 37"L

B.
Janiel™
55037PN | Wall Sconce
Polished Nickel
(1) 75W Medium
5.75"W x 10.75"H

C.
Telan
44286WWW | Mini Chandelier
Whitewashed Faux Wood
(3) 40W Candelabra
14.75"W x 20"H

D.
Dancar™
44023PN | Linear Chandelier
Polished Nickel with Black
(8) 60W Candelabra
15.5"W x 16"H x 48"L

Simplify

You can almost think of furniture and fixtures as an accessory with this style. Fewer, well-placed pieces make a more significant impact. Showcase what you love, and that's all. Updated Traditional is a lot less fussy with more room to breathe.

UPDATED TRADITIONAL





C



D

A.
Indeco™
45686NBRLED | Wall Sconce
Natural Brass
3000K LED
5"W x 14.5"H

B.
Cleara™
44317FXG | Linear Chandelier
Fox Gold
(14) 60W Candelabra
17.5"W x 16.25"H x 53"L

C.
Alton
45299BK | Flush Mount
Black
(3) 75W Medium
18.5"W x 7.5"H



E

D.

Darton™

52124BNB | Large Foyer Pendant
Brushed Natural Brass
(4) 75W Medium
17.75"W x 25.75"H

E.

Capitol Hill

52304NI | Chandelier
Brushed Nickel
(6) 60W Candelabra
28.75"W x 22"H

The Drama is in the Detail

But you don't need a lot of it. Yes, you can have your velvet, but make it a colorful accent like throw pillows. Feminine fringe, tufting, and piping go a long way, and they're so much lighter than those heavy traditional drapes that outweigh the sofa. Fabrics and floor coverings are way more flexible with Updated Traditional—the Oriental Rug isn't the thing anymore. Think animal hides and natural materials like jute.





Rethink Art

Found art, personal pieces, and dimension are key. Think of objects that mean something to you. That vintage hat you had to have. A childhood toy. Classic family photographs framed in a shadow box. Whatever moves you is going to make a statement that stands out. Think about shapes differently too. You don't have to have a giant piece of framed art over the sofa. Try arranging a series of images or photos close together. New Traditional thinks outside the box.



A.
Abbotswell™
43495NBR | Large Foyer Pendant
Natural Brass
(6) 60W Candelabra
24.75"W x 32.25"H

B.
Ania
52239NI | Chandelier
Brushed Nickel
(4) 60W Candelabra
23"W x 23.75"H

C.
Alden
43363BK | Wall Sconce
Black
(1) 60W Candelabra
5"W x 11.5"H

D.
Doncaster
42203NBR | Wall Sconce
Natural Brass
(3) 40W Candelabra
6.25"W x 23"H

E.
Brinley™
42890OZ | Linear Chandelier
Olde Bronze®
(8) 100W Medium
10.25"W x 7.75"H x 25.5"L

F.
Avery
45973NBR | 3 Light Bath
Natural Brass
(3) 75W Medium
24"W x 9.25"H

G.
Roux™
42389NI | Pendant
Brushed Nickel
(3) 75W Medium
16"W x 22.25"H



B



C



D



E



F




G



DUAL FINISHES

A.
Kadas™
52209PN | Chandelier
Polished Nickel with Black
(6) 60W Candelabra
30.25"W x 36.25"H

B.
Aldergate™
44079BK | Wall Sconce
Black with Natural Brass
(2) 60W Candelabra
7.5"W x 12"H



DUAL FINISHES

Masterful Mixing of Metal Finishes

Metal finishes love company. Polished nickel mingles well with matte black. Golds and whites are quite the stylish couple. There is a longstanding home décor rule that begs to be broken: matchy-matchiness.

Every knob, faucet, fixture, and piece of hardware need not share the same finish or metal. And, you can bring in so much dimension with an eclectic mix that is a unique expression of your style. Once you know your finishes and metals and the looks they can create, you'll be on your way to becoming a master mixologist.

DUAL FINISHES



Coordinates with
SOFT CONTEMPORARY

A

Start Small. Think Big.

Don't think you have to figure out your entire home overnight. Mixing metals and finishes, like every home décor project, is a process. Take the stress out of the process by starting small and going one step at a time. What can you do with a tablescape to enhance and complement your metals and finishes? Something as simple as salt and pepper shakers or Moscow mules and pewter pitchers can play a lovely supporting role. Do you have a mantel? Built-ins? What about a picture frame in the same or complementary metal or finish as your fixtures? Or a piece of decorative art? Mirrors are another trick of the masterful mixing trade. They reflect metals and finishes and open up a space.



Coordinates with
UPDATED TRADITIONAL

B



Coordinates with
UPDATED TRADITIONAL

C

A.
Aldergate™
44079BK | Wall Sconce
Black with Natural Brass
(2) 60W Candelabra
7.5"W x 12"H

B.
Byatt™
42375BK | Pendant
Black with Chrome
(4) 60W Candelabra
13.5"W x 25.25"H

C.
Tollis™
43013NBR | Flush Mount
Natural Brass with White
(2) 75W Medium
12"W x 7.75"H

D.
Narelle™
49288WH | Outdoor Wall Light
White with Catalina Blue
(3) 60W Candelabra
11"W x 17"H



D

Coordinates with
UPDATED TRADITIONAL



Coordinates with
UPDATED TRADITIONAL

A



Be Mindful of What Mixes Well

Try to avoid mixing metals in the same color family. Brushed nickel and polished chrome will compete with each other, for example, while polished brass and brushed nickel may get along quite nicely. Want to know a little trick? Lighting is a very simple way to introduce even a third metal or finish into the mix. Fixtures like chandeliers and pendants are often physically far away enough to complement without clashing.

A.
Artem
52015CLP | Chandelier
Classic Pewter with Anvil Iron
(6) 60W Candelabra
27"W x 26"H



Coordinates with
SOFT CONTEMPORARY | GLAM

B.
Shima
83210CG | Pendant LED
Champagne Gold and
Polished Nickel
3000K LED
5.25"W x 24.25"H x 5.75"L

C.
Linara
44170BK | Wall Sconce
Black with Natural Brass
(1) 75W Medium
7.25"W x 17"H

D.
Armstrong™
43119WH | Chandelier
White with Classic Bronze
(10) 100W Medium
47"W x 53.5"H





Coordinates with
UPDATED TRADITIONAL



Coordinates with
UPDATED TRADITIONAL | GLAM

B



Coordinates with
UPDATED TRADITIONAL

C

A.
Linara
44167BK | Chandelier
Black with Natural Brass
(6) 60W Candelabra
26"W x 19.75"H

B.
Vath™
52029WHNBR | Pendant
White with Natural Brass
(4) 60W Candelabra
16"W x 30"H

C.
Elias
59029BKTLED
Outdoor Wall Light
Textured Black with Gold Metallic
3000K LED
14"W x 11.5"H



Coordinates with
UPDATED TRADITIONAL

D



Coordinates with
SOFT CONTEMPORARY

E



Coordinates with
UPDATED TRADITIONAL

F


D.
Marimount™
44043AUB | Linear Chandelier
Auburn Stained Finish with Black
(5) 60W Candelabra
4.25"W x 12.75"H x 38.5"L

E.
Vionnet™
55011BK | 2 Light Bath
Black with Natural Brass
(2) 75W Medium
14.5"W x 7.5"H

F.
Tula
52279NI | Foyer Chandelier
Brushed Nickel with Black
(4) 60W Candelabra
24"W x 30"H

Become Well-Acquainted with Materials

Design confidence comes in knowing what you're working with. From the tone of a metal to its texture, there are cues to selecting and combining like a pro. Metals like brass, copper, and gold warm spaces up. While chrome, silver or brushed nickel finishes cool things off. Neutrals like cast iron and black keep a look evened out. Hammered textures are perfect for rustic and vintage styles, and satin works exceptionally well with classic and new traditional looks. Use a brushed surface for eclectic or contemporary décor and an antique one for richer, time-honored looks.



Find the lighting
that fits your style at
[Kichler.com/lighting-ideas](https://www.kichler.com/lighting-ideas)

A.
Birkleigh™
52072BK | Pendant
Black
(4) 75W Medium
24"W x 11.5"H

Our Vision

At Kichler Lighting, everything we do, every single day, is with the intention of creating and delivering products that allow people to see what matters most to them. We will do that by relentlessly pursuing quality, ensuring continued innovation, always going one step further in our commitment to exceptional customer service and education, as well as creating on-trend designs that are both stylish and “life-stylish,” promising to deliver project success for you.

Get inspired at **Kichler.com**

KICHLER

Featured on Front Cover: Capitol Hill Chandelier | 52304BK

Catalog No K120A | Printed in U.S.A., BR19051-150M | For more information call: 866-558-5706
© 2020 Kichler Lighting LLC. All Rights Reserved. The majority of newer Kichler fixtures are U.S. Patent Pending.