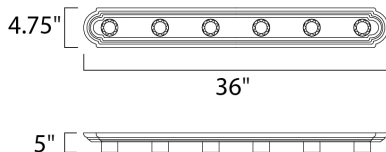




PRODUCT DESCRIPTION

When you need necessary lighting for your home, think Essential first. Essential collection's selection of traditional, transitional and contemporary lighting focuses on simple design to brighten up any room. Fixtures come in choice of Country Stone, Oil Rubbed Bronze, Pewter, Polished Brass, Polished Chrome and Satin Nickel to meet your specific design requirements.









MEASUREMENTS

DIMENSION : 36" W x 4.75" H x 5" Ext
 BACK PLATE : 2.3" HCO
 HANGING WEIGHT : 2.88 lb

LAMPING

LUMENS : 0 Rated
 BULB : 6 x 60W Incandescent E26 Medium , 360W Total
 BULB INCLUDED : (Not Included)
 DIMMABLE : Yes
 COLOR_TEMP : 2700K
 LIGHTING_DIRECTION : Both

FINISHES OPTION

-  Country Stone
-  Navaho White
-  Oil Rubbed Bronze
-  Polished Brass / Chrome
-  Polished Chrome
-  Satin Nickel

MATERIAL

Steel

RATINGS

cETLus
 Dry Location



ADDITIONAL

INSTALL UP/DOWN: Both
 RATED LIFE 2500 Hours
 OPERATING TEMPERATURE:
 -20°C (-4°F), 40°C (104°F)

Always consult a qualified electrician before installing any lighting product.



WESTERN DISTRIBUTION CENTER (HEADQUARTER)
 253 NORTH VINELAND AVE | CITY OF INDUSTRY, CA 91746

EASTERN DISTRIBUTION CENTER
 4200 SHIRLEY DR. | ATLANTA, GA 30336

P. 626.956.4200 | F. 626.956.4225 | maximlighting.com