

MOE'S

h o m e c o l l e c t i o n

ASSEMBLY INSTRUCTIONS.

CORONATAE PENDANT LAMP SMALL

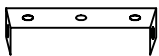

BZ-1116-32







THANK YOU FOR YOUR PURCHASE!

PARTS & HARDWARE.

PART LIST

NO.	DESCRIPTION	IMAGE	Qty
A.	METAL CLIP		1
B.	LEMP RING		1

HARDWARE LIST

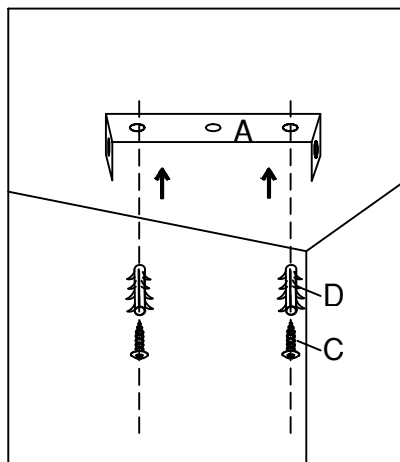
C.	Plus Screw 4 x 30mm		2
D.	Plastic Dowel 6 x 35mm		2
E.	Machine Screw 5 x 10mm		1
F.	Screw Driver		1

NOTES.

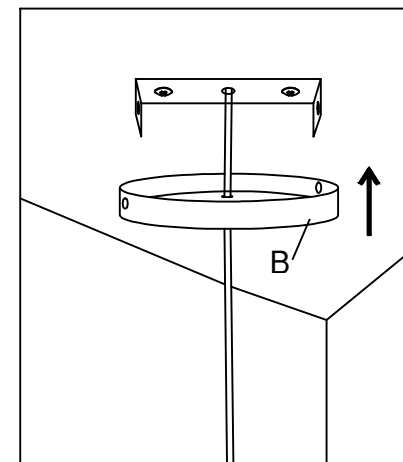
Thank you for purchasing this quality product!
Be sure to check all packing material carefully
for small part that May have come loose inside
the carton during shipping.

CAUTION: The Item is heavy, assembly
should be performed by two people.

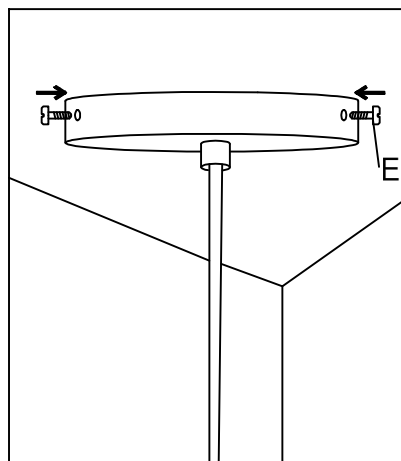
STEP 1.



STEP 2.



STEP 3.



STEP 4.

