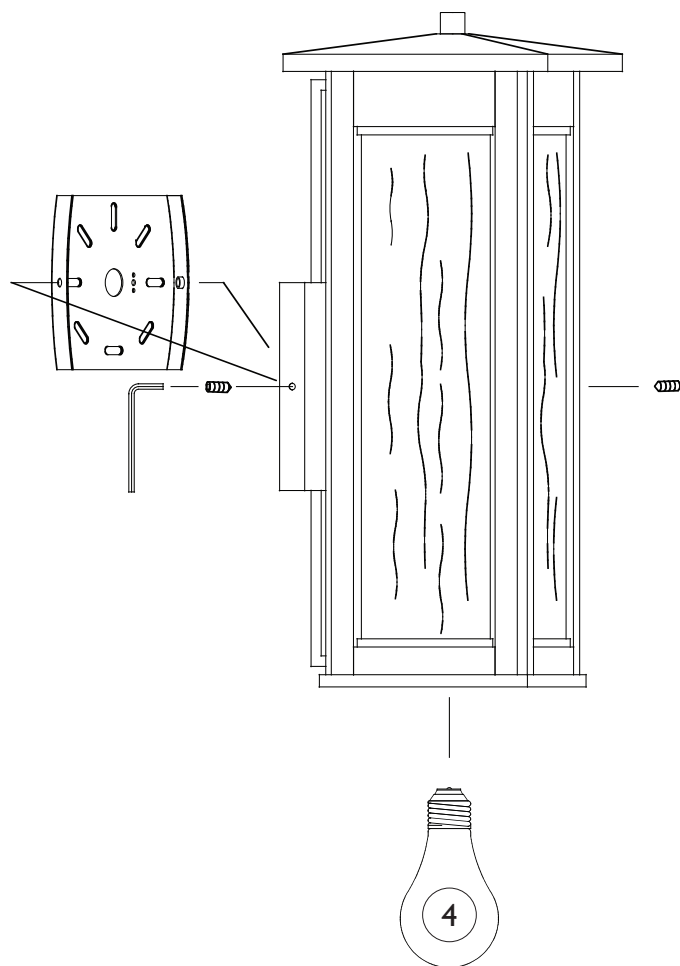
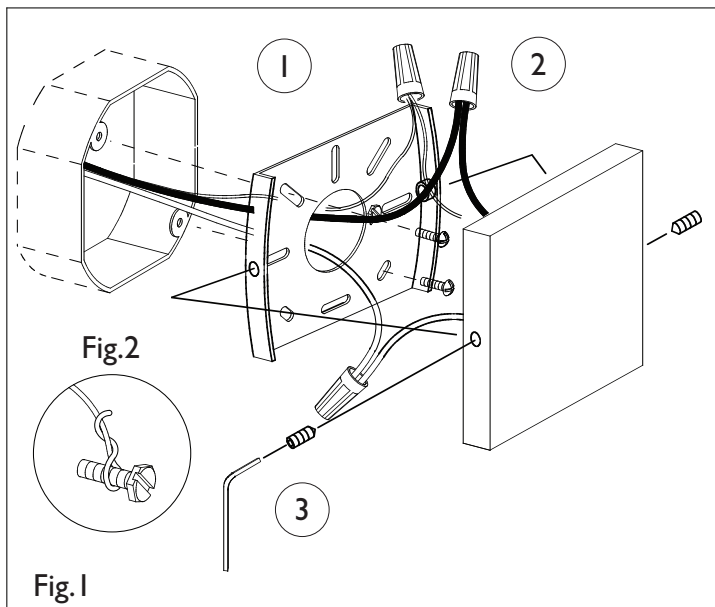


# Assembly Instructions For **OL7900, OL7901, OL7902, OL7903** (E) 5/10

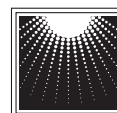


## **IMPORTANT** **TURN OFF THE POWER AT THE MAIN FUSE OR** **CIRCUIT BREAKER BOX** **BEFORE STARTING INSTALLATION**

Carefully unpack and identify all parts before assembly.  
Bulbs not included.

NOTE: If main frame feels loose then tighten any loose screws, which are located at bottom of frame, by using enclosed hex key.

1. Install mounting plate (see fig. 1):  
A. Take supply wires from outlet box and carefully pass them through center hole of large mounting plate.  
Note: The flat surface of mounting plate must face the outlet box and the rim side facing toward you.  
B. Install mounting plate onto the outlet box using two screws supplied with outlet box.  
C. Spread electrical wires so that black wires are on one side of the outlet box and the white wires are on the other side.
2. Connect electrical wires (see fig. 1):  
A. Connect white fixture wire(s) to white supply wire from outlet box with wire connector. Connect black fixture wire(s) to black supply wire from outlet box with wire connector.  
NOTE: Black outlet box wire may be red, round and smooth and/or have copper conductor. White outlet box wire may be square and ridged and/or have a silver conductor.  
B. Connect fixture ground wire (without plastic insulation) to ground wire from outlet box (usually with green insulation) with wire connector.  
Note: If there is no supply ground wire at outlet box then attach fixture ground wire securely onto green grounding screw located at mounting plate. See fig. 2.  
**IMPORTANT:** Never connect ground wire to black or white supply wires (from outlet box).
3. Install fixture plate:  
While carefully tucking all electrical wires inside of fixture plate, install the fixture plate onto the mounting plate by fastening with set screws. Use provided hex key to tighten.
4. Install bulb (not included). See relamping label located near socket area for type and maximum allowed wattage.



**MURRAY**  
**FEISS**

GENERATION  
BRANDS™