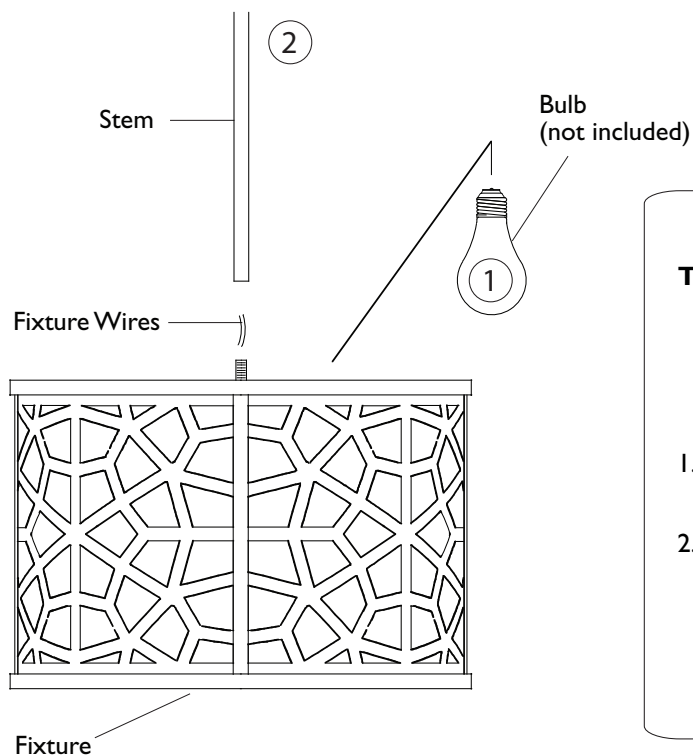
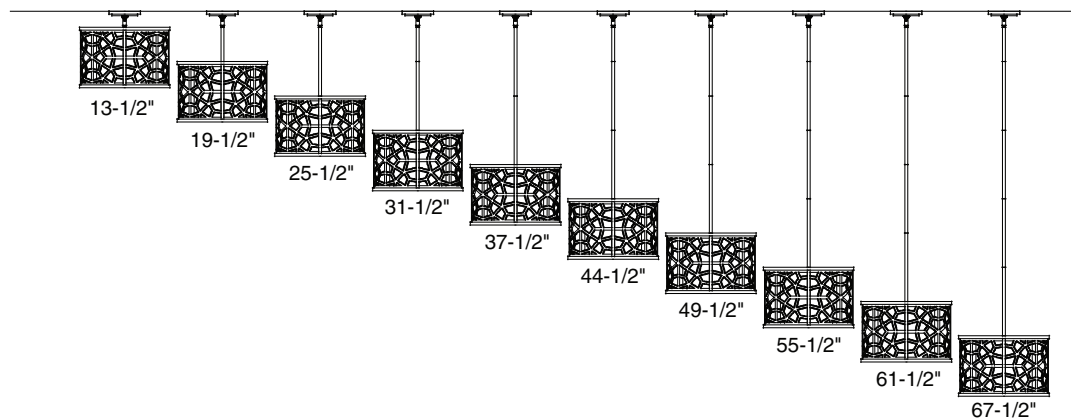


Assembly Instructions For

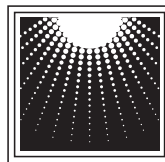
P1180 (E) 5/09



IMPORTANT TURN OFF THE POWER AT THE MAIN FUSE OR CIRCUIT BREAKER BOX BEFORE STARTING INSTALLATION

Carefully unpack and identify all parts before assembly.
Bulb not included.

1. Install light bulb (not included). See relamping label at socket area for type and maximum allowed wattage.
2. Follow enclosed supplement installation instructions for electrical and fixture installation onto house outlet box. If you do not have an outlet box at desired location to attach the fixture than hire a qualified electrician to create one.



**MURRAY
FEISS**
Generation Brands™