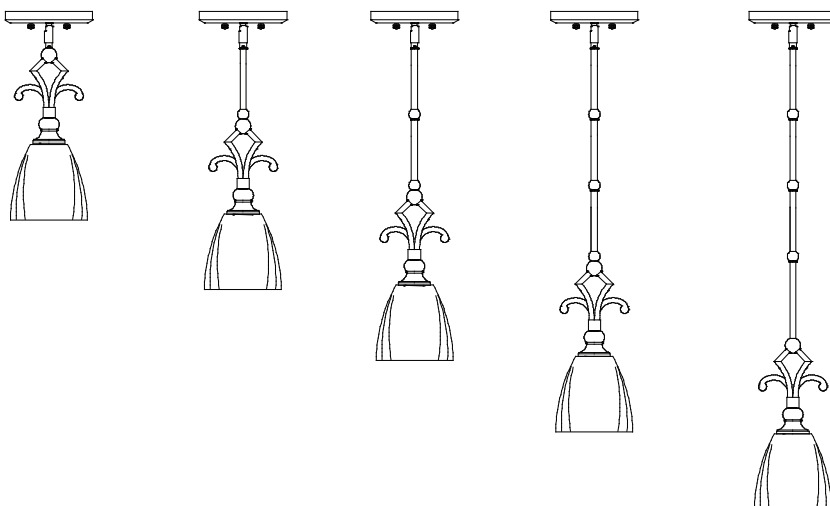



Assembly Instructions For

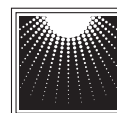
P1207 (E) 12/09



IMPORTANT
TURN OFF THE POWER AT THE MAIN FUSE OR
CIRCUIT BREAKER BOX
BEFORE STARTING INSTALLATION

Carefully unpack and identify all parts before assembly.
Bulb not included.

1. Follow enclosed supplement installation instructions for electrical and fixture installation onto house outlet box. If you do not have an outlet box at desired location to attach the fixture then hire a qualified electrician to create one.
2. Install shade by fastening with spacer and counter ring.
3. Install light bulb (not included). See relamping label at socket area for type and maximum allowed wattage.



MURRAY
FEISS

GENERATION
BRANDS™