

Type \_\_\_\_\_

-09 -20

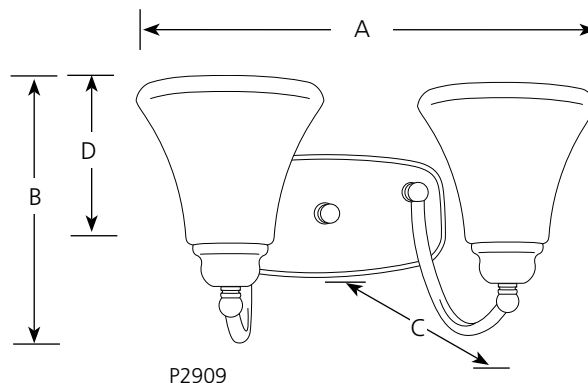
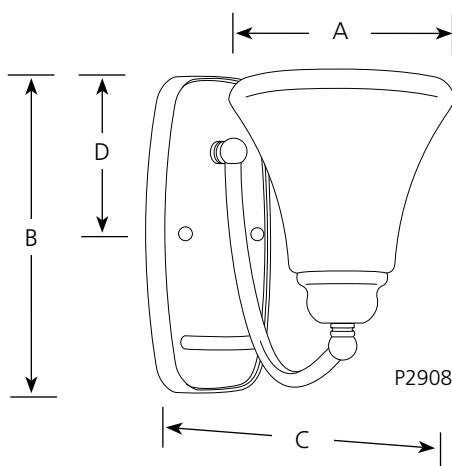
P2908 ☐

P2909 ☐

### Finish

### Dimensions (Inches)

Catalog No.	Brushed Nickel	Antique Bronze	Lamping	A	B	C	D
P2908	-09	-20	1 (m) 100w	6	9	8-1/2	4-1/2
P2909	-09	-20	2 (m) 100w	15-1/4	8-5/8	8-1/2	4-3/8



### Specifications:

#### General

- Clear etched glass shades (6" width x 5-3/8" ht.)
- Simple tubular arms
- Rectangular back plate
  - 1-Light: 4-1/4" width x 9" ht.
  - 2-Light: 9" width x 4-1/4" ht.
- Mounts in "up" or "down" position
- Plated Brushed Nickel (-09) finish
- Steel Construction

#### Mounting

- Wall mounted
- Canopy covers a standard 4" hexagonal recessed outlet box
- Mounting strap for outlet box included

#### Electrical

- Medium based ceramic sockets
- Pre-wired

#### Labeling

- UL-CUL damp location listed

Type \_\_\_\_\_

-09EBWB -20EBWB

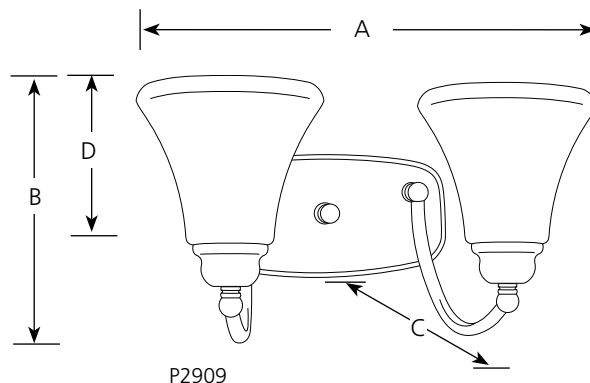
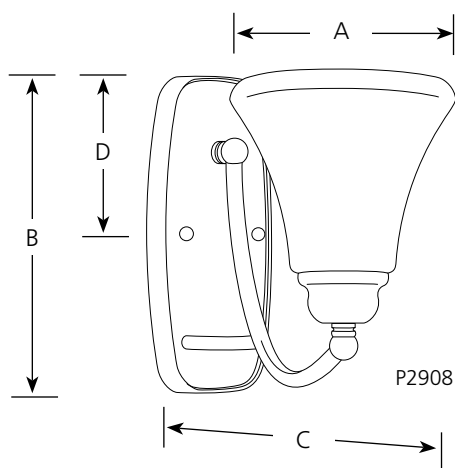
P2908 ☐ ☐

P2909 ☐ ☐

**Finish**

**Dimensions (Inches)**

Catalog No.	Brushed Nickel	Antique Bronze	Lamping	A	B	C	D
P2908	-09EBWB	-20EBWB	1 13w GU24 CFL	6	9	8-1/2	4-1/2
P2909	-09EBWB	-20EBWB	2 13w GU24 CFL	15-1/4	8-5/8	8-1/2	4-3/8



**Specifications:**

General

- Clear etched glass shades (6" width x 5-3/8" ht.)
- Simple tubular arms
- Rectangular back plate
  - 1-Light: 4-1/4" width x 9" ht.
  - 2-Light: 9" width x 4-1/4" ht.
- Mounts in "up" or "down" position
- Plated Brushed Nickel (-09) finish
- Steel Construction
- 13w GU24 self-ballasted lamp(s) included

Mounting

- Wall mounted
- Canopy covers a standard 4" hexagonal recessed outlet box
- Mounting strap for outlet box included

Electrical

- GU24 socket(s)
- Pre-wired

Labeling

- UL-CUL damp location listed