

QUOIZEL

6 CORPORATE PARKWAY
GOOSE CREEK, SC. 29445
www. quoizel. com

Quoizel, Inc.
6 Corporate Parkway
Goose Creek, SC
29445

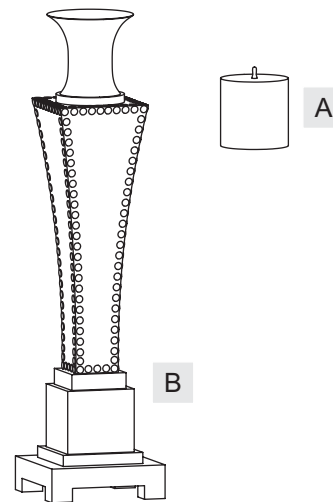
Customer Service
Phone 631.273.2700
Fax 631.231.7102
www.quoizel.com

Assembly Instruction Sheet #IS-CKSY1478DL For Style CKSY1478DL

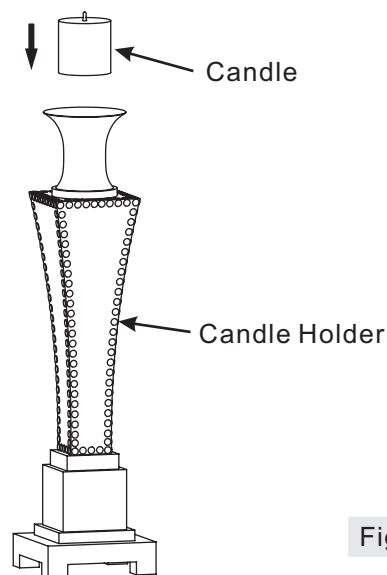
Preparation: Identify and inspect all parts before beginning installation. Check package content list and diagrams below to be sure all parts are present. If any parts are missing or damaged, do not attempt to assemble, install, or operate the fixture. Contact customer service for replacement parts.

Package Contents

Part	Description	Quantity
A	Candle	1 pc.
B	Candle Holder	1 pc.



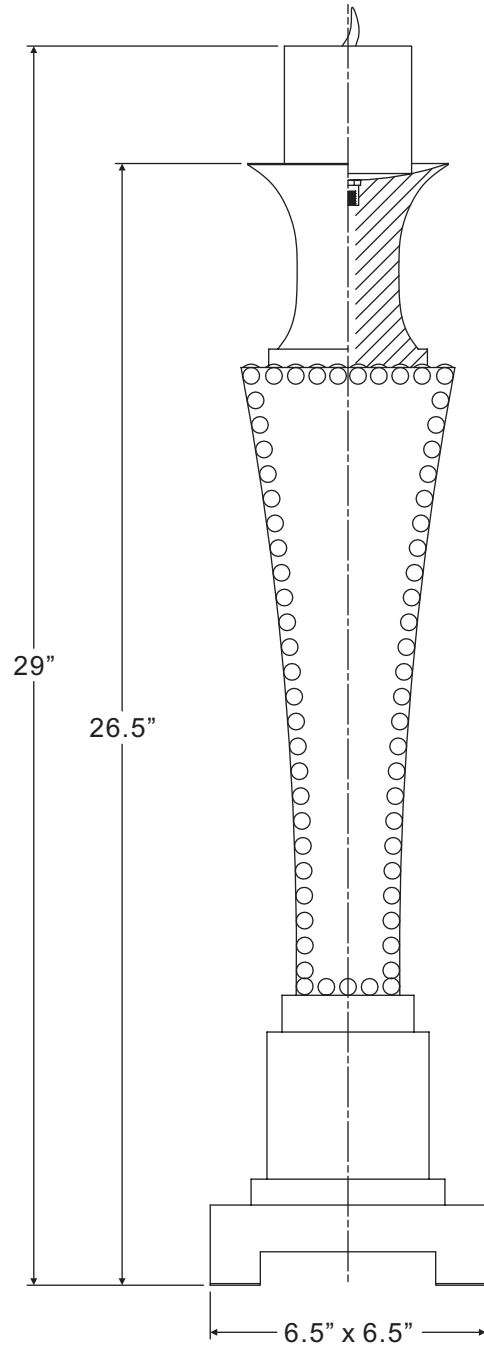
Locate the Candle Holder (B) onto a flat surface where you desired. Place the Candle (A) onto the top of the Candle Holder (B).



Thank you for purchasing a Quoizel product.
Need assistance with parts or assembly? Call Quoizel customer service at 1-631-273-2700
or visit us on-line at www.quoizel.com

CKSY1478DL

FINISH: DARK CINNAMON LEATHER



NOTE: ALL DIMENSIONS ARE ROUNDED UP TO THE NEAREST 1/2"

NO.	PART NUMBER	REPLACEMENT PART DESCRIPTION	REQ.
1			