

# QUOIZEL

6 CORPORATE PARKWAY  
GOOSE CREEK, SC. 29445  
www.quoizel.com

Quoizel, Inc.  
6 Corporate Parkway  
Goose Creek, SC 29445

Customer Service  
Phone 631.273.2700  
Fax 631.231.7102  
www.quoizel.com

## Assembly Instruction Sheet #IS-QM6904M For Style QM6904M

**Tools Required:** Flathead screwdriver, Phillips screwdriver, pliers, wire cutters, wire strippers, electrical tape, safety glasses.

**Bulb Recommended:** (1) Medium Base 150W (3-Way) Maximum, Alternate bulb (1) CFL 3-way

**Estimated Assembly Time:** 10-15 minutes

**Preparation:** Identify and inspect all parts before beginning installation. Check package content list and diagrams below to be sure all parts are present. If any parts are missing or damaged, do not attempt to assemble, install, or operate the fixture. Contact customer service for replacement parts.

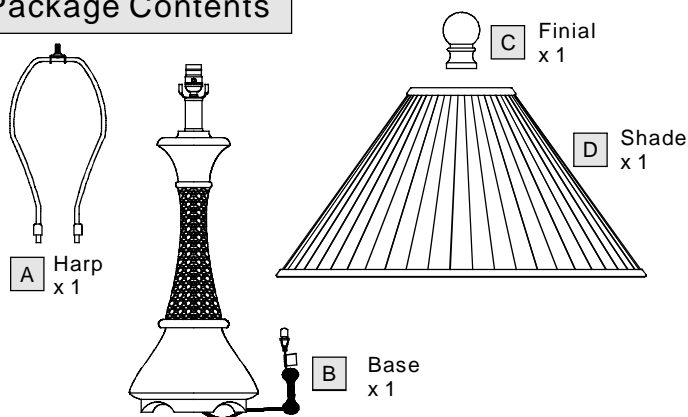
### ⚠ Warnings and Cautions

Turn off electricity at circuit breaker or main fuse box before installation. Consult a licensed electrician if in doubt.

These instructions are provided for your safety. It is very important you read them completely before installing the fixture. We strongly recommend that a licensed, professional electrician perform the installation.

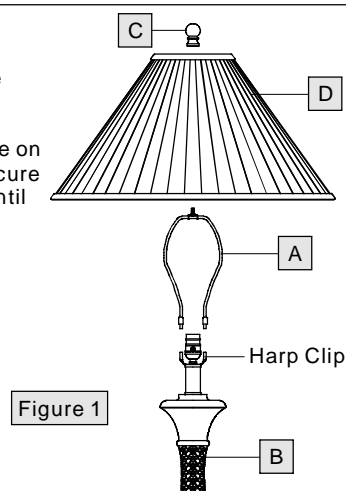
Disconnect fixture from power source before replacing bulbs. Make sure bulbs are given sufficient time to cool before removal. Do not subject glass parts to any shock while in operation or shattering may result.

### Package Contents



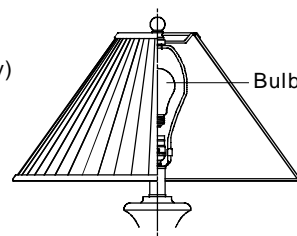
### STEP 1 - Install Harp and Shade

- Install the Harp (A) by pressing the ends of the Harp (A) into the Harp Clips.
- Place the Shade (D) over the nipple on the top end of the Harp (A) and secure with the Finial (C). Hand tighten until snug.



### STEP 2 - Install Bulb

- This fixture uses standard bulb (3-way) with medium base. Maximum 150 watts.
- Insert bulb and screw snugly into place.

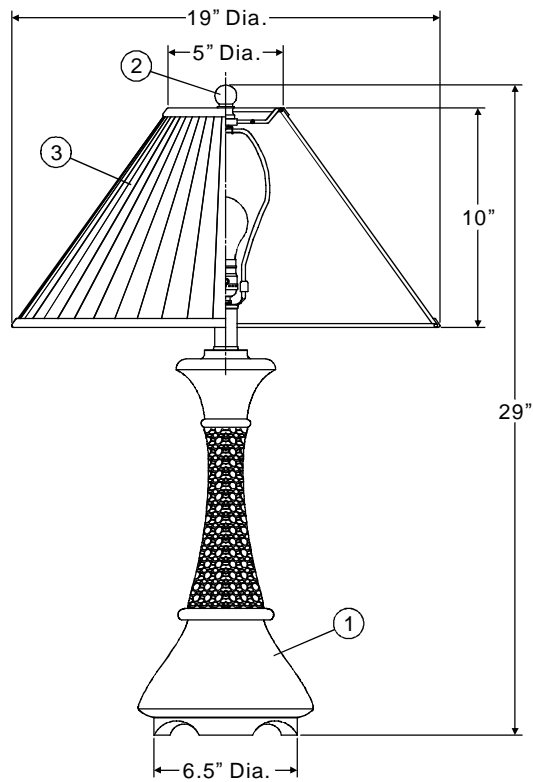


Your fixture is now assembled and ready to use. Enjoy!

Thank you for purchasing a Quoizel product.  
Need assistance with parts or assembly? Call Quoizel customer service at 1-631-273-2700  
or visit us on-line at [www.quoizel.com](http://www.quoizel.com)

QM6904M

FINISH: COMBO



(1) 150W (3-Way)  
Medium Base Bulb  
(Not Supplied)

NOTE: ALL DIMENSIONS ARE ROUNDED UP TO THE NEAREST 1/2"

NO.	PART NUMBER	REPLACEMENT PART DESCRIPTION	REQ.
1	16904MQM	BASE MULTI TABLE LAMP	1
2	J713FIM	FINIAL MULTI 1.5HX1D QM6904M	1
3	S986NA	SHADE NATURAL REPL FOR QM6904M	1

Thank you for purchasing a Quoizel product.  
Need assistance with parts or assembly? Call Quoizel customer service at 1-631-273-2700  
or visit us on-line at [www.quoizel.com](http://www.quoizel.com)