



Instructions for electrician STEPS 2 - 9

WARNING:

2

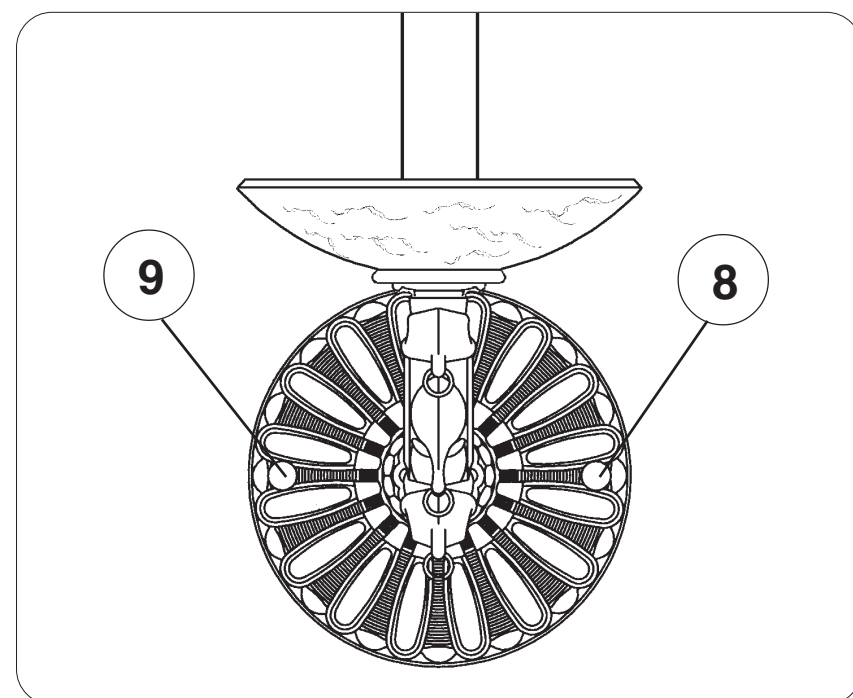
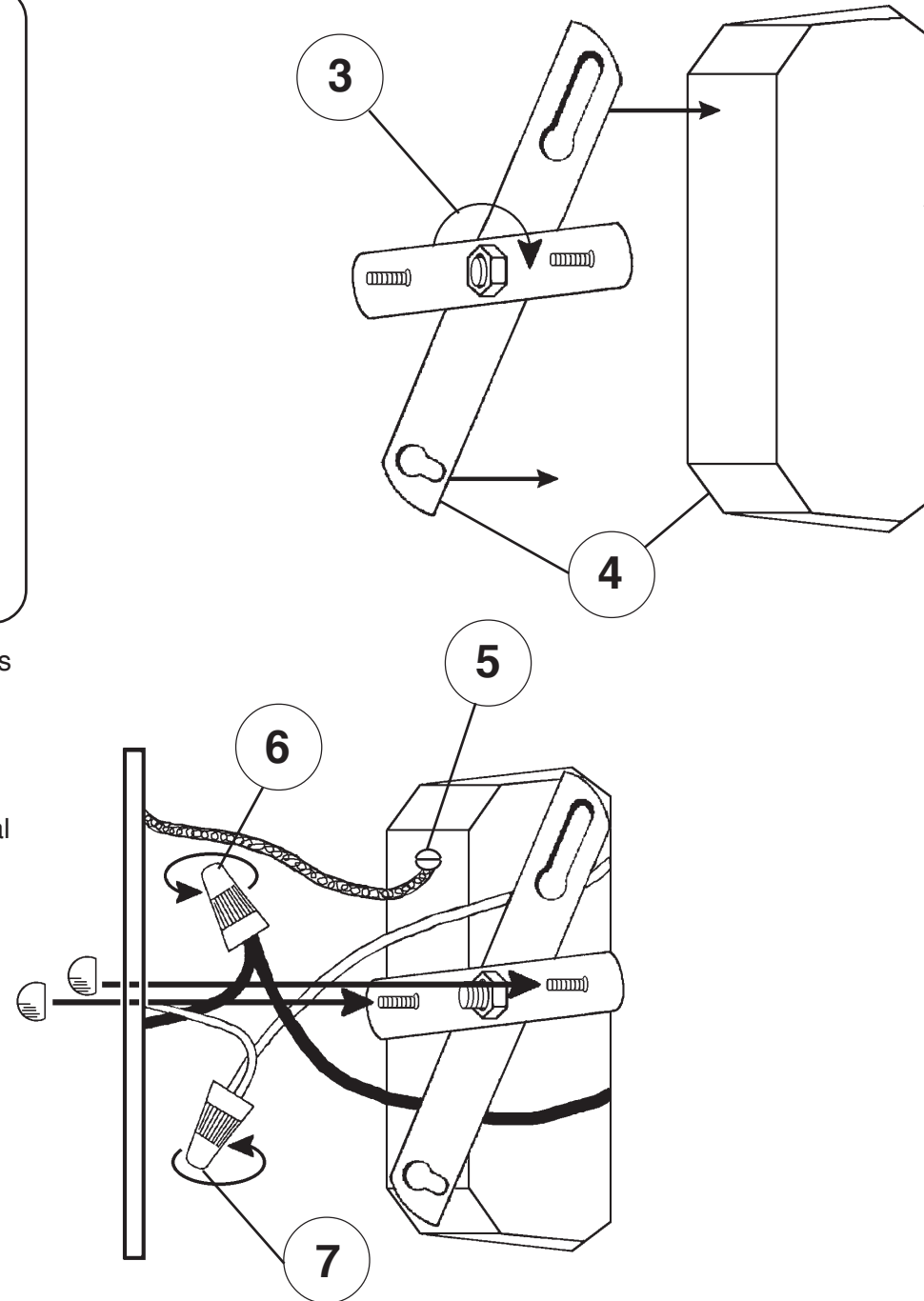


Electrical Danger

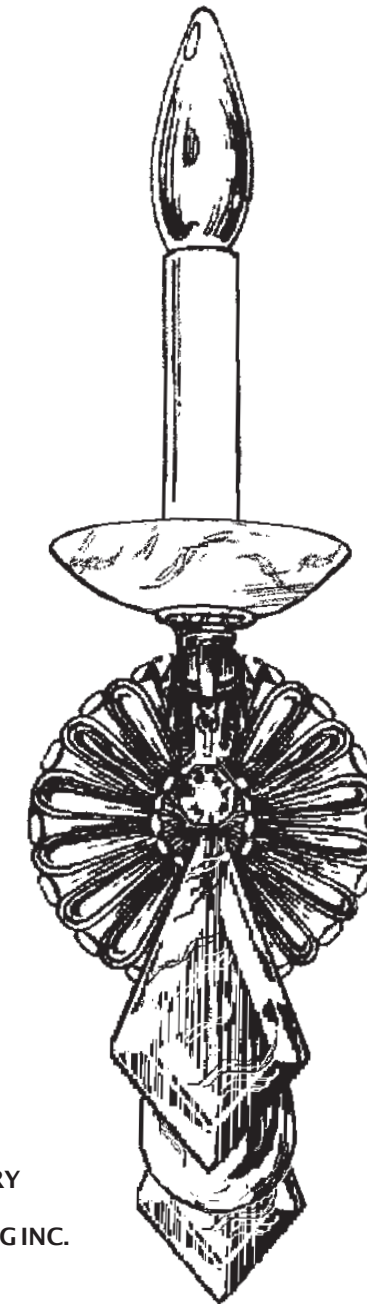


Turn Power Off

All electrical components must be installed by a licensed electrician in accordance with the National Electric Code and the appropriate local electrical codes.



CHANDELIER 5400-____ TRIM DIAGRAM (Finish Option)



T HIS DESIGN IS THE PROPRIETARY
TRADE DRESS/TRADE MARK OF
SCHONBEK WORLDWIDE LIGHTING INC.

1 Light
Diameter: 4-1/2"
Body Length: 16"
Extension: 8-1/2"
Hanging Weight: 3 pounds

SCHONBEK®

See diagram on back page
Follow steps in exact order
Save this trim diagram for future reference

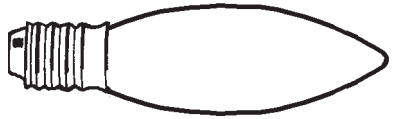
1

IMPORTANT

Person who opens carton should record the following information for future service.

CODE # _____ Four-digit number on outside of carton.
PACKER # _____ See crystal package label.
ORDER # _____ See crystal package label.

Instructions for crystal trimming
STEPS 10 - 13



You will need 1 - B10
25 Watts Recommended
60 Watts Max

10

Install bulbs and be sure
to test fixture **BEFORE**
trimming.

**HANG
CRYSTAL
WITH FLAT
SIDE FACING
FRONT**

