
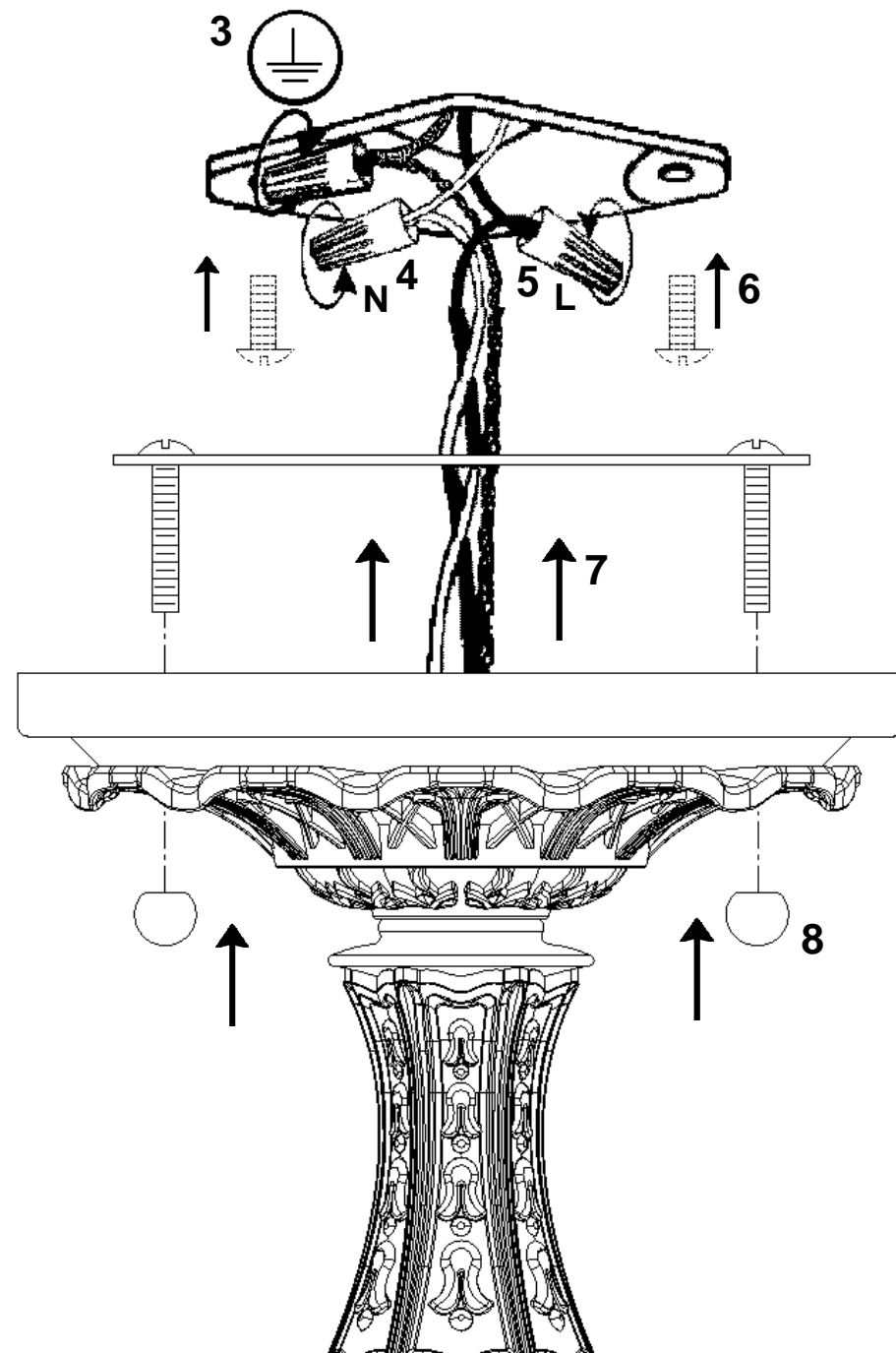


Instructions for electrician STEPS 2 - 8




All electrical components must be installed by a licensed electrician in accordance with the National Electric Code and the appropriate local electrical codes.



CHANDELIER 5649- _____ TRIM DIAGRAM

(Finish Option) (Trim Option)



THIS DESIGN IS THE PROPRIETARY
TRADE DRESS/TRADEMARK OF
SCHONBEK WORLDWIDE LIGHTING INC.

3 Lights
Diameter: 18-1/2"
Body Length: 16"
Hanging Weight: 13lbs.

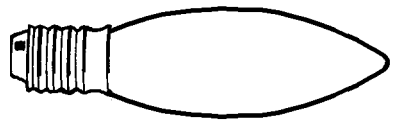
SCHONBEK®

See diagram on back page
Follow steps in exact order
Save this trim diagram for future reference

1 **IMPORTANT**
Person who opens carton should record the following information for future service.

CODE #	_____	Four-digit number on outside of carton.
PACKER #	_____	See crystal package label.
ORDER #	_____	See crystal package label.

Instructions for crystal trimming
STEPS 9 - 16



You will need 3 - B10
25 Watts Recommended
60 Watts Max
MIN 90°C SUPPLY
CONDUCTORS

Install bulbs and be
sure to test fixture
BEFORE trimming.

