
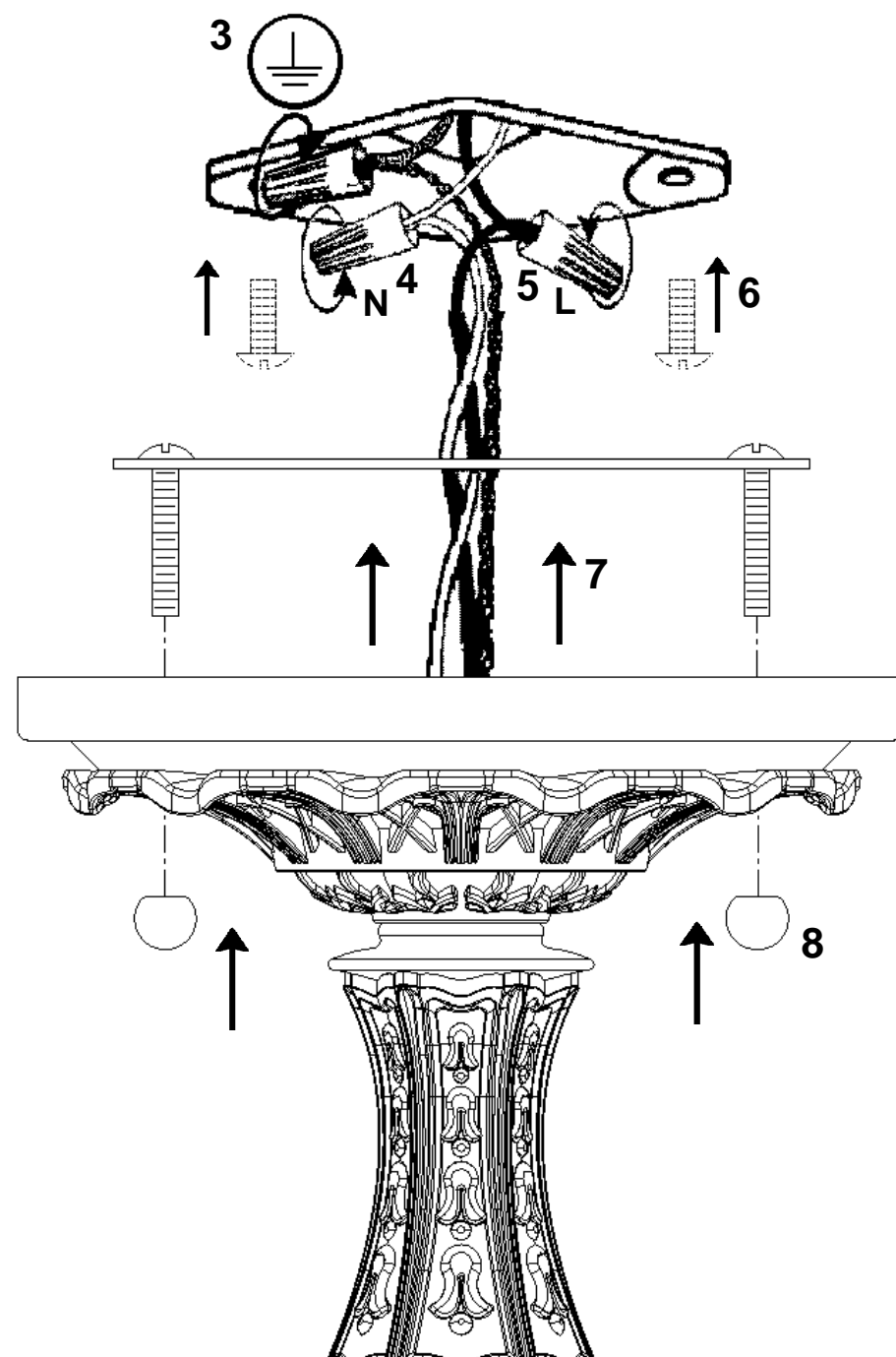



Instructions for electrician STEPS 2 - 8



All electrical components must be installed by a licensed electrician in accordance with the National Electric Code and the appropriate local electrical codes.



CHANDELIER 5649- _____ A TRIM DIAGRAM (Finish Option)



THIS DESIGN IS THE PROPRIETARY
TRADE DRESS/TRADEMARK OF
SCHONBEK WORLDWIDE LIGHTING INC.

3 Lights
Diameter: 18-1/2"
Body Length: 16"
Hanging Weight: 13lbs.

SCHONBEK®

See diagram on back page
Follow steps in exact order
Save this trim diagram for future reference

1 **IMPORTANT**
Person who opens carton should record the following information for future service.

| | |
|----------------|---|
| CODE # _____ | Four-digit number on outside of carton. |
| PACKER # _____ | See crystal package label. |
| ORDER # _____ | See crystal package label. |

Instructions for crystal trimming
STEPS 9 - 16



You will need 3 - B10
25 Watts Recommended
60 Watts Max
MIN 90°C SUPPLY
CONDUCTORS

Install bulbs and be
sure to test fixture
BEFORE trimming.

