



## Instructions for electrician STEPS 2 - 18

**WARNING:** THIS LUMINAIRE MUST BE MOUNTED OR SUPPORTED INDEPENDENTLY OF AN OUTLET BOX.

### WARNING:

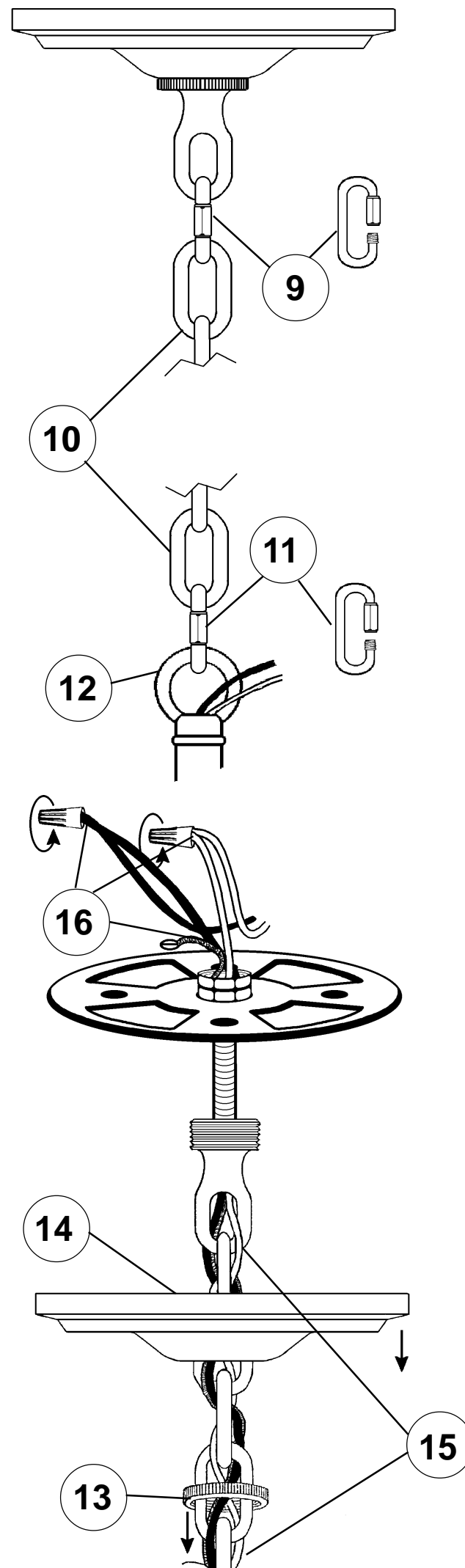
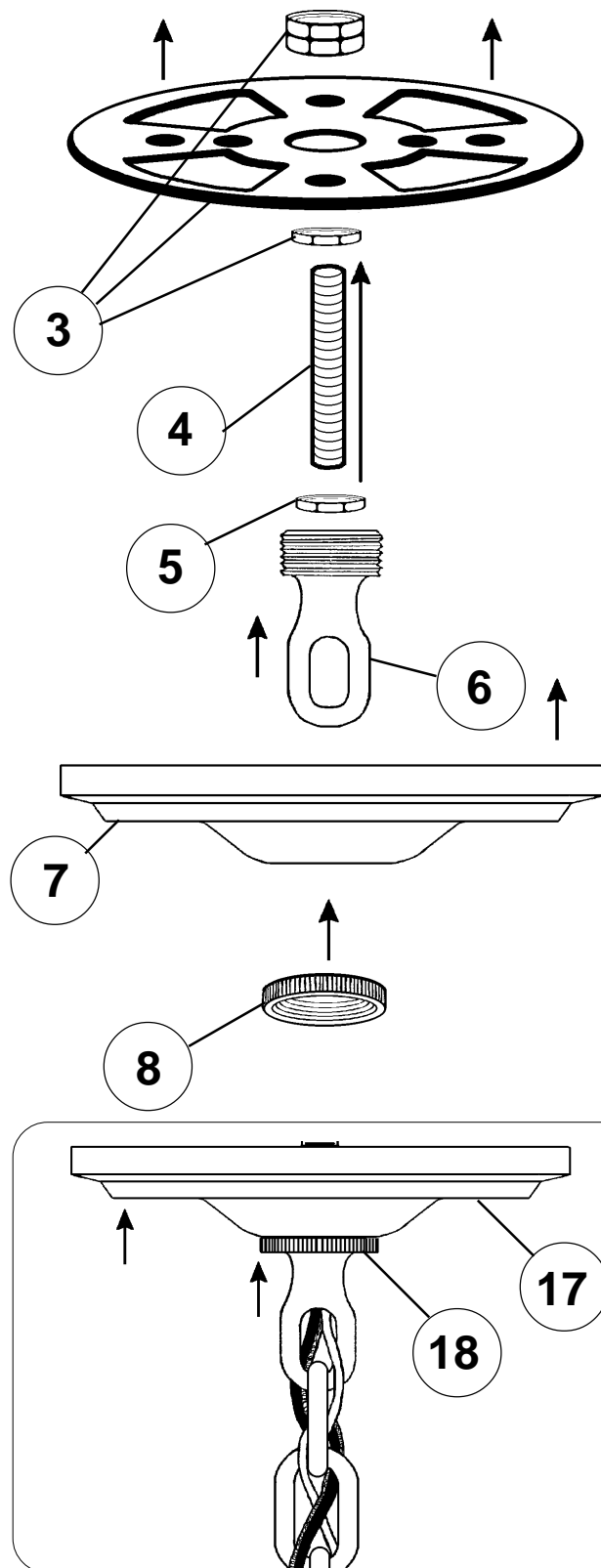


Electrical Danger




Turn Power Off

All electrical components must be installed by a licensed electrician in accordance with the National Electric Code and the appropriate local electrical codes.



## CHANDELIER 5775- (Finish Option) (Trim Option) TRIM DIAGRAM



25 Lights  
Diameter: 40"  
Body Length: 48"  
Hanging Weight: 52 lbs.

**T**HIS DESIGN IS THE PROPRIETARY TRADE DRESS/TRADE MARK OF SCHONBEK WORLDWIDE LIGHTING INC.

# SCHONBEK®

See diagram on back page  
Follow steps in exact order  
Save this trim diagram for future reference

**1**


### IMPORTANT

Person who opens carton should record the following information for future service.

CODE # \_\_\_\_\_ Four-digit number on outside of carton.  
PACKER # \_\_\_\_\_ See crystal package label.  
ORDER # \_\_\_\_\_ See crystal package label.

SCHONBEK IS A WORLD LEADER IN CHANDELIER DESIGN. PATENTS INCLUDE:  
#D5,222,805

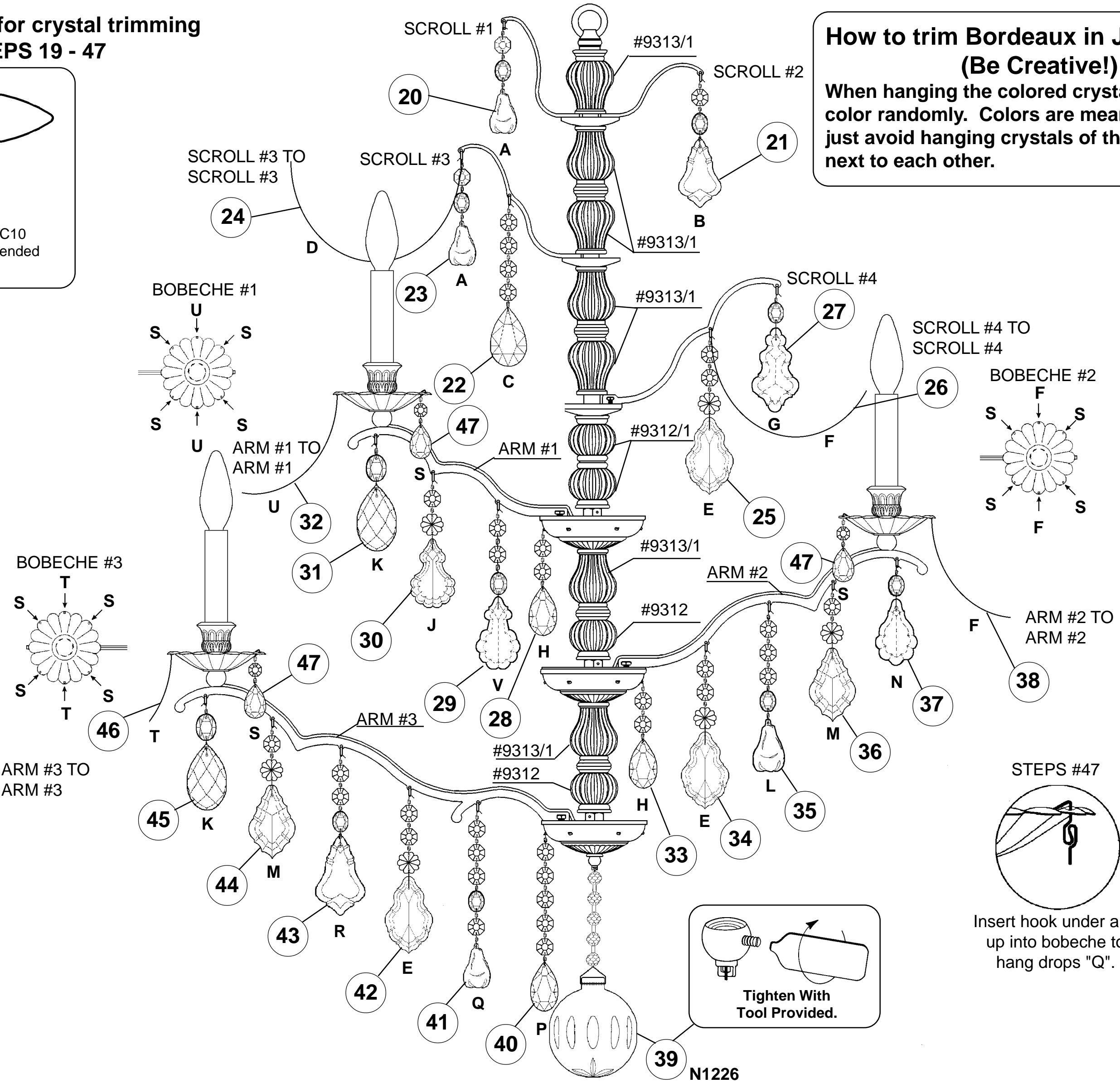
Instructions for crystal trimming  
STEPS 19 - 47

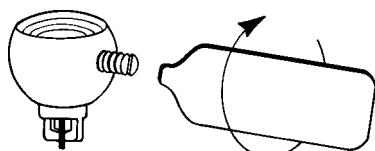


19

You will need 25 - C10  
25 Watts Recommended  
60 Watts Max


**How to trim Bordeaux in Jewel Tones™  
(Be Creative!)**  
When hanging the colored crystal, attach each color randomly. Colors are meant to alternate so just avoid hanging crystals of the same color next to each other.





Tighten With  
Tool Provided.

STEPS #47



Insert hook under and up into bobecche to hang drops "Q".