



Instructions for electrician STEPS 2 - 18

WARNING: THIS LUMINAIRE MUST BE MOUNTED OR SUPPORTED INDEPENDENTLY OF AN OUTLET BOX.

WARNING:

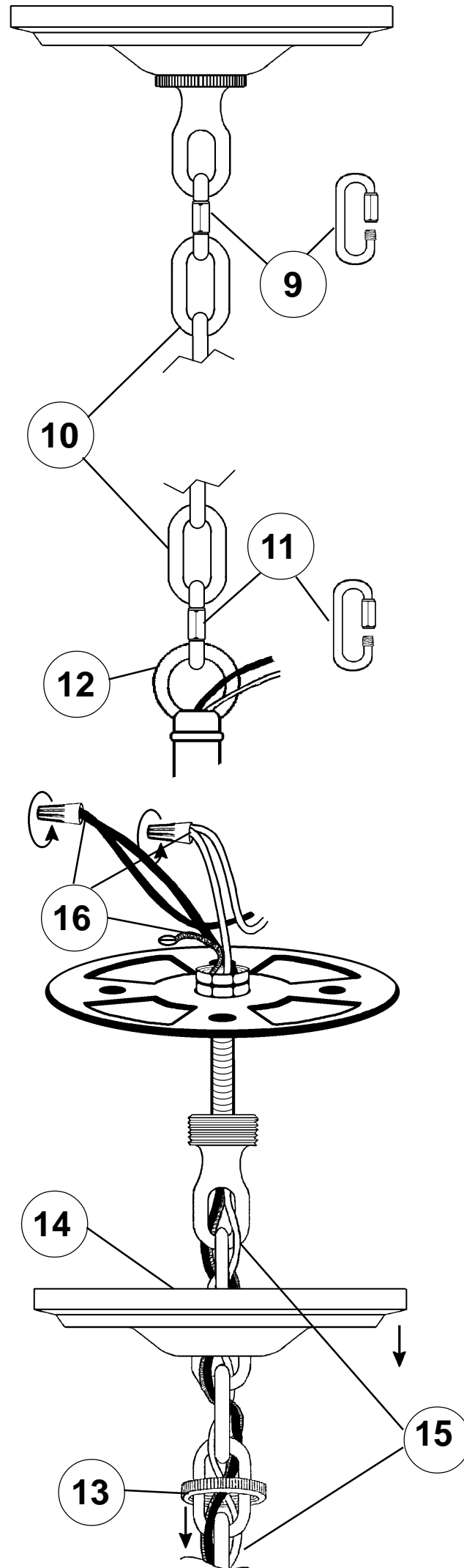
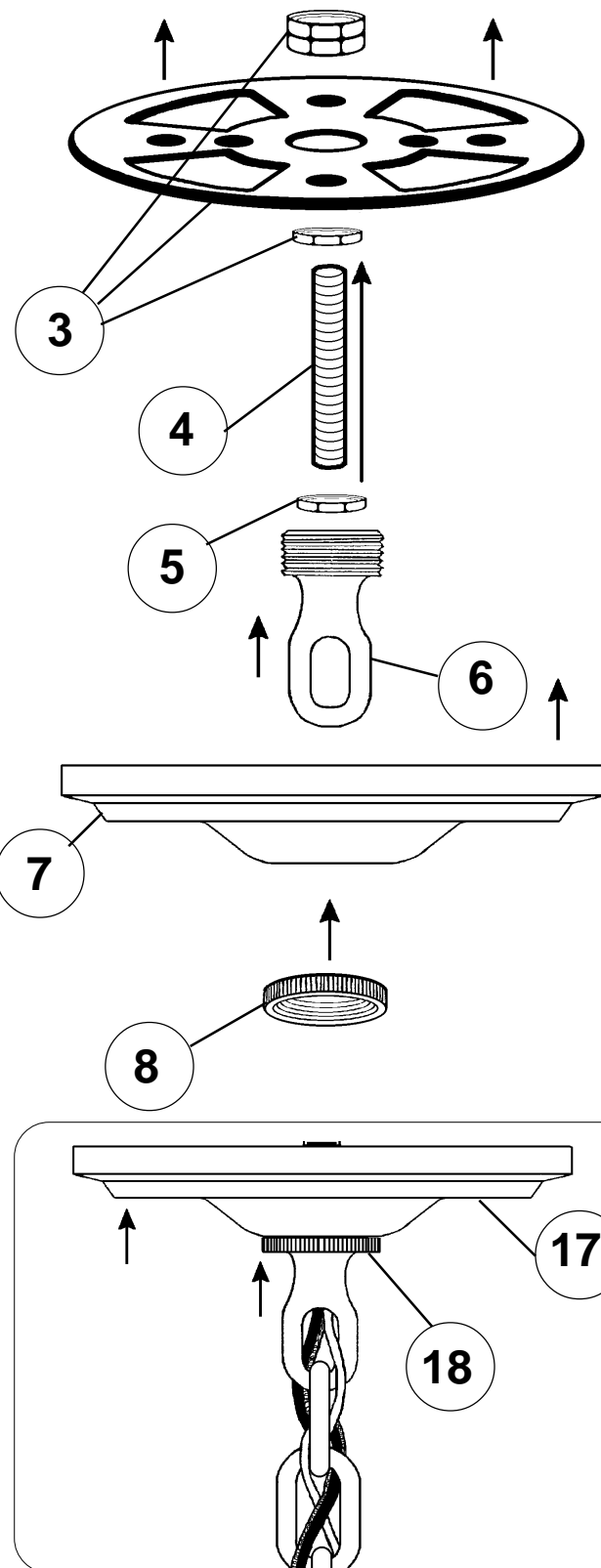


Electrical Danger




Turn Power Off

All electrical components must be installed by a licensed electrician in accordance with the National Electric Code and the appropriate local electrical codes.



CHANDELIER 5782- _____ TRIM DIAGRAM

(Finish Option) (Trim Option)



THIS DESIGN IS THE PROPRIETARY TRADE DRESS/TRADE MARK OF SCHONBEK WORLDWIDE LIGHTING INC.

25 Lights
Diameter: 40"
Body Length: 64-1/2"
Hanging Weight: 56 lbs.

SCHONBEK®

See diagram on back page
Follow steps in exact order
Save this trim diagram for future reference

IMPORTANT

1 Person who opens carton should record the following information for future service.
CODE # _____ Four-digit number on outside of carton.
PACKER # _____ See crystal package label.
ORDER # _____ See crystal package label.

SCHONBEK IS A WORLD LEADER IN CHANDELIER DESIGN. PATENTS INCLUDE:
#D5,222,805

Instructions for crystal trimming STEPS 19 - 49

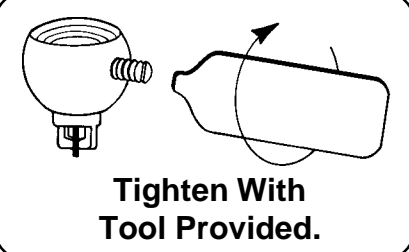
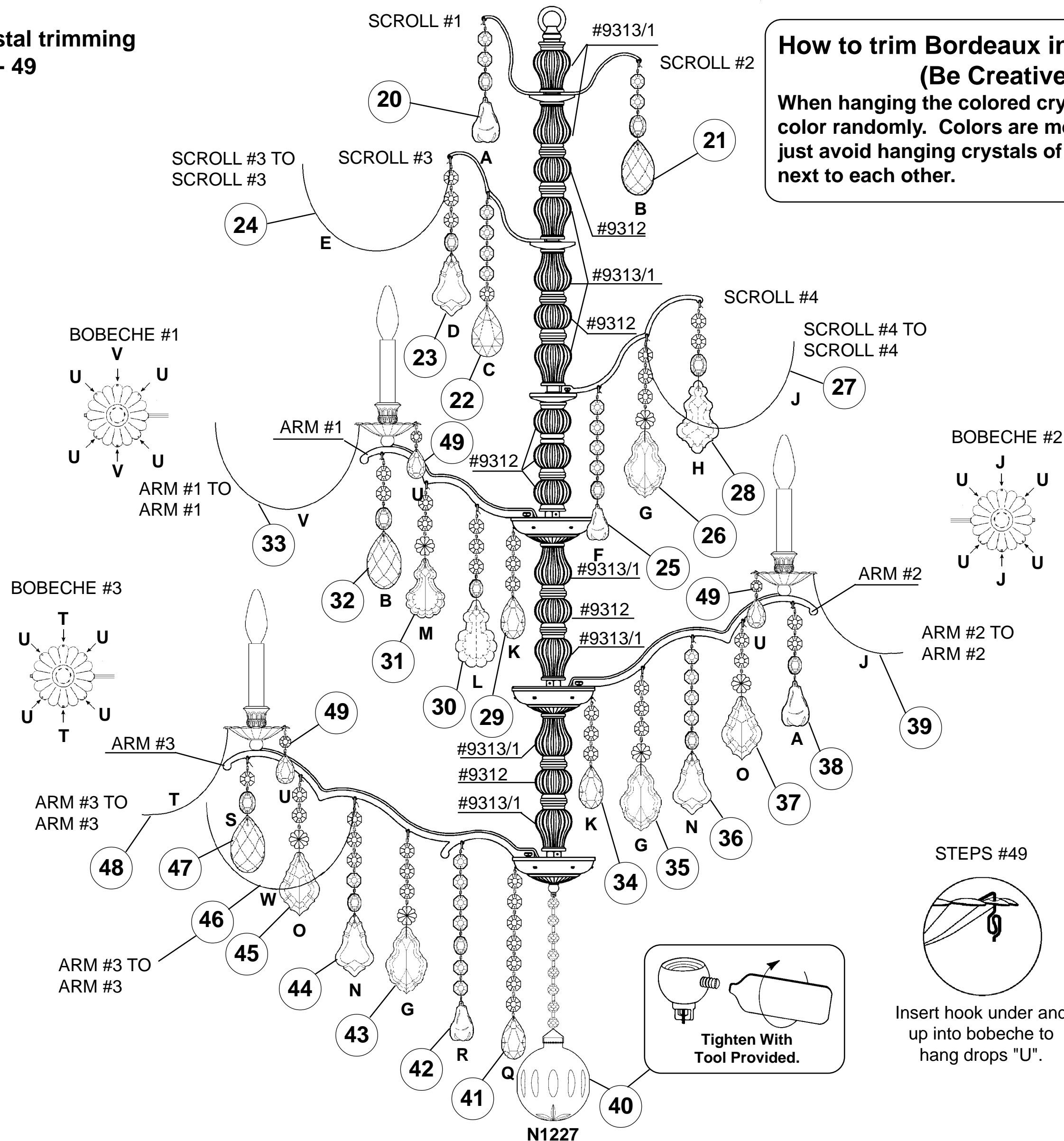


19

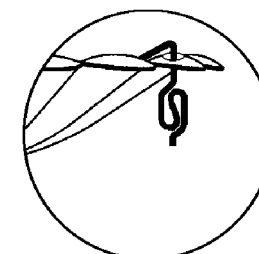
You will need 25 - C10
25 Watts Recommended
60 Watts Max

How to trim Bordeaux in Jewel Tones™ (Be Creative!)

When hanging the colored crystal, attach each color randomly. Colors are meant to alternate so just avoid hanging crystals of the same color next to each other.



Tighten With
Tool Provided.



Insert hook under and
up into bobèche to
hang drops "U".