





Assembly Instructions

Laying out all the parts and hardware and identifying each part as shown may help you as you assemble the table.

ITEM	PART	DESC.	QTY
A		Table Top	1
B		Long Wooden Leg	6
C		Short Wooden Leg	6

ITEM	PART	DESC.	QTY
D		Bottom Shelf	1

